



- The social security insurance person (article 33) is 11,127,233 persons
- Unemployed insurance person is 308,295 persons.
- 40,332 Job vacancies are available in Thailand.

CONTENTS

1 Unemployment Situation

2 Labour Demand

3 Labour Emigration

4 Labour Immigration

Editorial

Thai Labour Market situation as of July 2021 according to DOE statistic, there are 40,332 job vacancies. The statistic of insurance person (Article 33) is 11,127,233 persons and unemployed insurance person is 308,295 persons decreased by 24.82%. The major cause of unemployment is resignation 67.00%

Please follow the further information at <https://doe.go.th/lmia> or Facebook at Thai Labour Market Information.

Editor

Director : Director of Labour Market Information
Administration Division

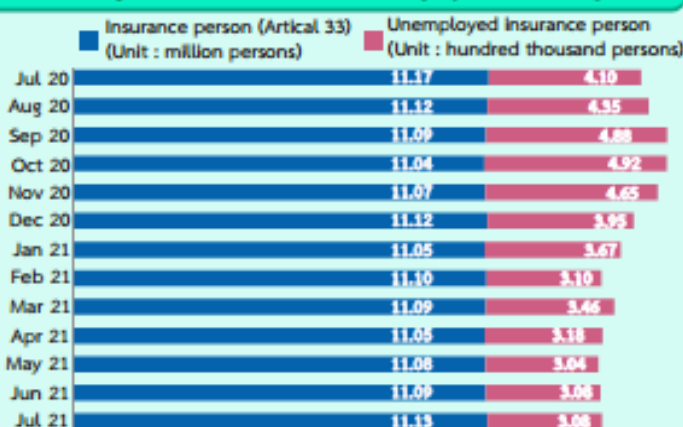
Writers : Analysis and Research Group

Translators : Labour Market Administrative Record Center

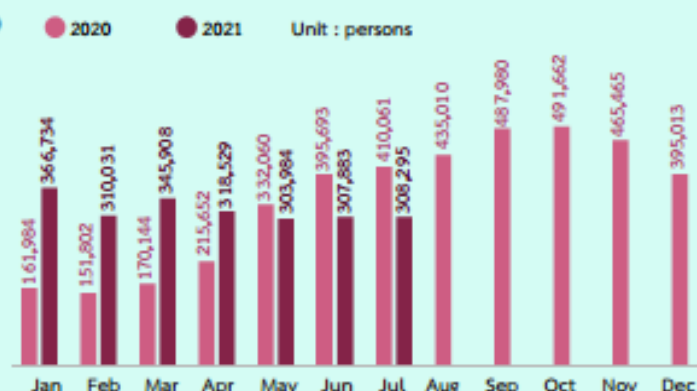
1. Unemployment Situation

Social Security Office Statistic of July 2021 reports the number of insurance person (Article 33) is 11,127,233 persons and unemployed insurance person is 308,295 persons (2.77% of insurance person). Comparing to the same period last year, the unemployed insurance person decreases by 24.82% (101,766 persons). There are three types of unemployment, the highest is resignation 67.00%, followed by lay off 29.50% and end of the employment contract 3.50%.

Insurance person (Article 33) and Unemployed insurance person



Unemployed insurance person



Unemployed insurance person (July 2021) by unemployment type

July 2021 (308,295 persons)

July 2020 : 410,061 persons -24.82% YoY

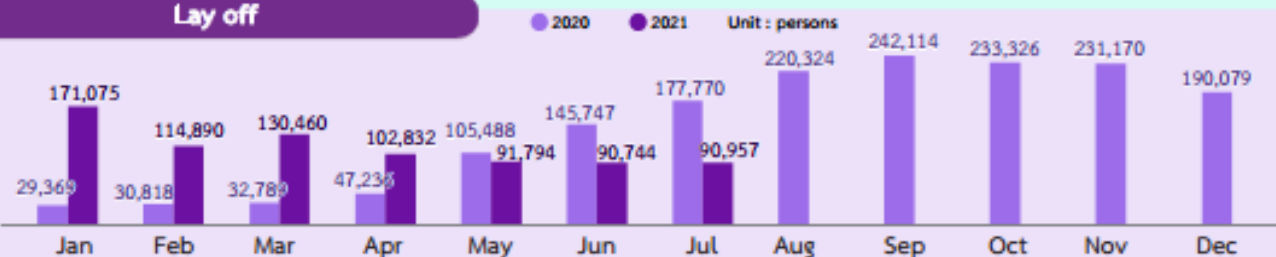
June 2021 : 307,883 persons +0.13% MoM



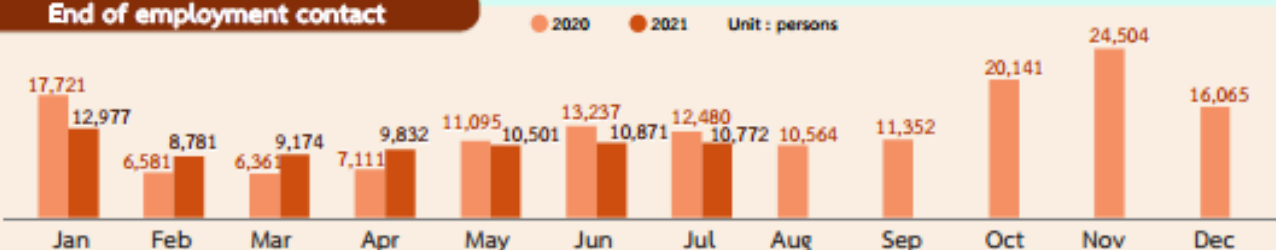
Resignation



Lay off



End of employment contact



Source : Social Security Office Statistic

2. Labour Demand : Domestic Labour Demand (DOE)

In July 2021, there are 40,332 Job vacancies from 254 companies. The highest demand is 14,418 persons (35.75%) in Vocational level followed by 11,968 persons (29.67%) in Secondary level and 8,289 persons (20.55%) in Post graduate level and the lowest demand is 5,657 persons (14.03%) in Primary level.

Job vacancies
40,332 vacancies



July 20 : 40,183 vacancies ▲ +0.37% YoY
June 21 : 40,460 vacancies ▼ -0.32% MoM

Job seekers
30,271 persons



July 20 : 32,995 persons ▼ -8.26% YoY
June 21 : 37,455 persons ▼ -19.18% MoM

Job placements
20,940 persons



July 20 : 25,611 persons ▼ -18.24% YoY
June 21 : 25,677 persons ▼ -18.45% MoM

Top 5 job vacancies among occupation groups

Managers 2,158 vacancies



1. Sales & marketing manager
2. Retail & wholesales trade manager
3. Manufacturing manager
4. Retail trade manager
5. Business service manager

Clerks 3,902 vacancies



1. Librarian
2. Clerk (general)
3. Warehouse staff
4. Collector & ticket agent
5. Telephonist

Craft workers 2,628 vacancies



1. Mechanic (automobile)
2. Tailor
3. Concrete plasterer
4. Welder
5. Mechanic (machinery)

Professionals 2,470 vacancies



1. Business professional
2. Architect
3. Electrical engineer
4. Accountant
5. Programmer

Service officers 3,319 vacancies



1. Salesperson
2. Guard (general)
3. Housekeeper
4. Waiter, Waitress
5. Cook

Factory workers 1,505 vacancies



1. Driver (car, van & taxi)
2. Machine operator
3. Truck driver
4. Railway engine driver
5. Folk lift driver

Technicians 7,571 vacancies



1. Business service agent
2. Technical salesperson
3. Electronic engineering technician
4. Safety and health inspector & Quality product inspector
5. Bookkeeper

Agriculture 172 vacancies



1. Horticulture and field crops farmer
2. Skilled farm worker (dairy)
3. Mixed - crop farmer
4. General logger & tree feller
5. Grower (horticulture, field crops & grain)

Basic careers 16,607 vacancies



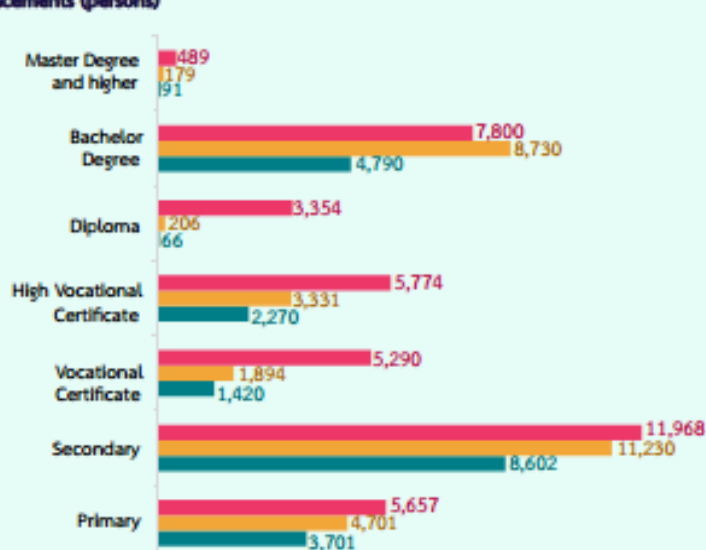
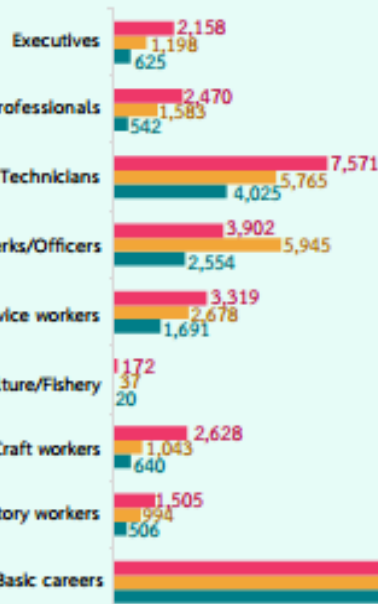
1. Labourer (packing)
2. Labourer (assembling process)
3. Direct sales & telemarketing
4. Delivery staff
5. Building maintenance staff

Job Vacancies, Job Seekers and Job Placements

Classification by Job

■ Job Vacancies (persons)
■ Job Seekers (persons)
■ Job Placements (persons)

Classification by education



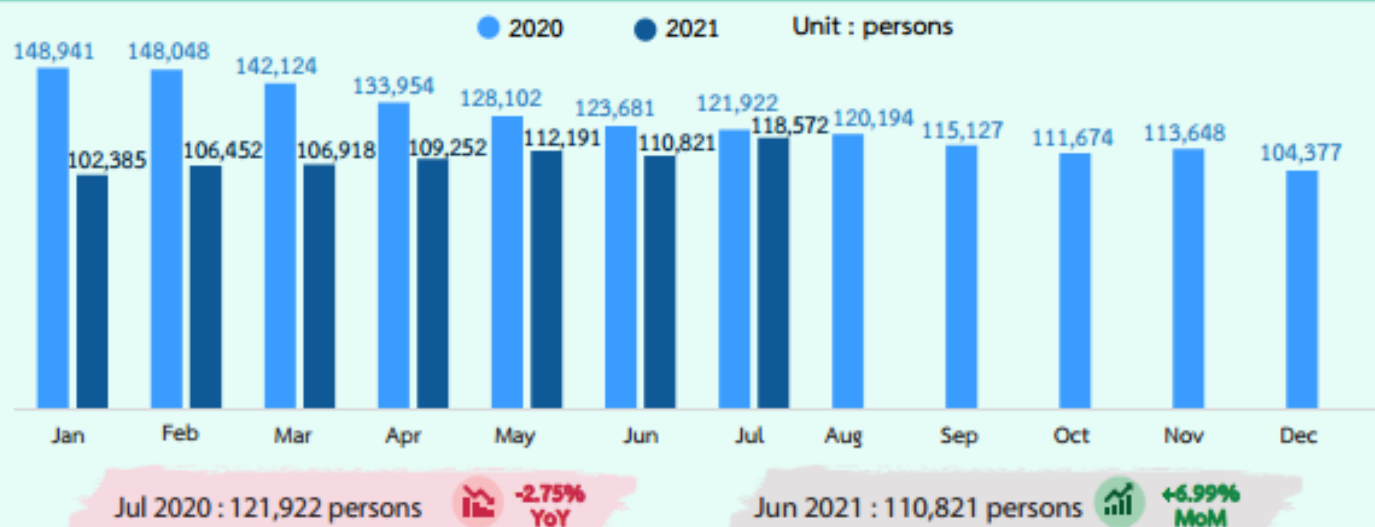
Source : DOE Smart Job Center

3. Labour Emigration : Thai workers working oversea



In July 2021, there are 118,572 Thai workers working oversea. The top 3 countries of destination are Taiwan, Israel and Republic of Korea. The most required jobs are Labourers, Production Labours and Agricultural workers.

Thai workers working oversea



Unit : persons

1	Taiwan	54,965
2	Israel	20,159
3	Republic of Korea	15,496
4	Japan	4,707
5	Sweden	4,522

Top 5 Countries of Destination classified by continents

Asia

1. Taiwan
2. Republic of Korea
3. Japan
4. Singapore
5. Malaysia

Europe

1. Sweden
2. Finland
3. Portugal
4. Hungary
5. Denmark

Africa

1. South Sudan
2. Madagascar
3. South Africa
4. Morocco
5. Nigeria

Middle East

1. Israel
2. UAE
3. Bahrain
4. Qatar
5. Kuwait

North & South America

1. Canada
2. USA
3. Greenland
4. Mexico
5. Columbia

Australia & Oceania

1. New Zealand
2. Papua New Guinea
3. Australia

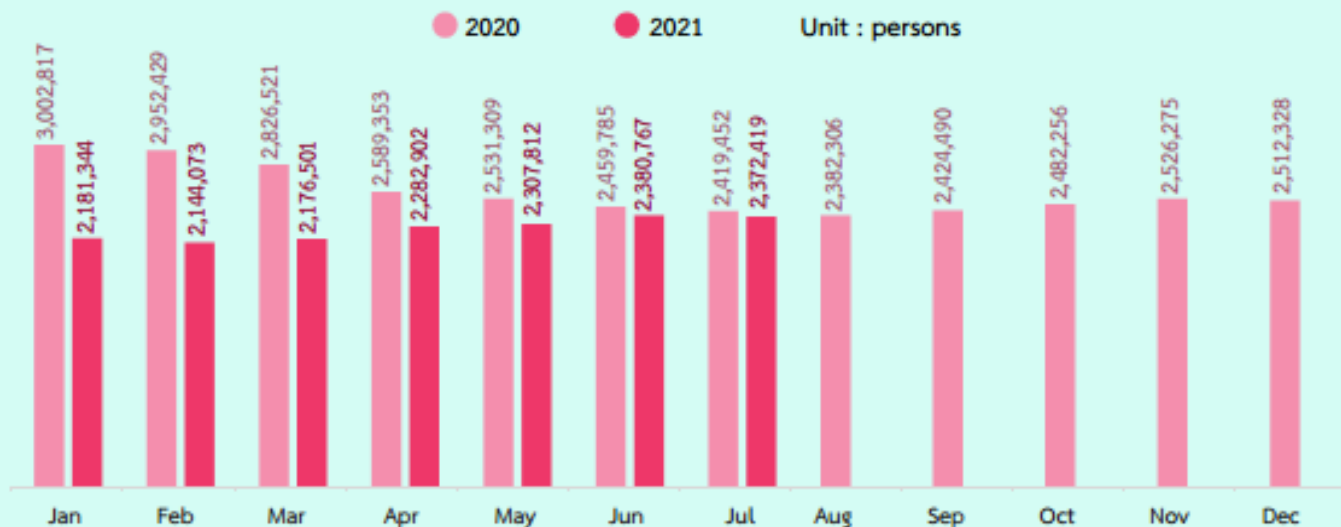
Source : Overseas Employment Administration Division

4. Labour Immigration : Foreign Workers



As of July 2021, there are 2,372,419 foreign workers in Thailand. General worker is the biggest group with 2,153,800 workers or 90.79%. Skilled foreign workers contributed to 139,748 workers or 5.89% and Minorities/ Highlander/Lifetime work permits 78,871 workers or 3.32%

Current foreign workers (Jan 2020 - Jun 2021)



Jul 2020 : 2,419,452 persons -1.94 % YoY

Jun 2021 : 2,380,767 persons -0.35% MoM

Current foreign workers classified by group

Foreign workers
2,372,419 persons

Skilled labour
139,748 persons

General labour
2,153,800 persons

Lifetime work permits
68 persons

Minorities/
Highlander
78,803 persons

General (Investor, Skilled labour Experts) : 95,881 persons

BOI : 43,867 persons

Burmese : 1,465,646 persons

Cambodian : 464,706 persons

Laotian : 223,270 persons

Vietnamese : 178 persons

Source : Foreign Workers Administration Office

Thai Labour Market Journal Feedback




SCAN

CLICK



กระทรวงแรงงาน
MINISTRY OF LABOUR

Labour Market Information
Administration Division
Mitmairi Road
Din Daeng District
Bangkok 10400

 Labour Market Information Administration Division

 Thai Labour Market Information

 doe.go.th/lmia

