





Thai Labour Market Journal

-  In March 2023, there were 135,785 positions of Labour Demand.
-  Thai workers working oversea has increased by 11.24% (YoY).
-  There were 39.78 million employed and 4.16 hundred thousand unemployed persons.
-  The insured persons who registered unemployment via DOE were 85,854 persons.



CONTENTS

- 1** Labour Demand (DOE)
- 2** Labour Demand (Agencies)
- 3** Labour Demand (Public Sector)
- 4** Labour Emigration
- 5** Labour Immigration
- 6** Labour Force
- 7** Registration of Unemployment Insurers

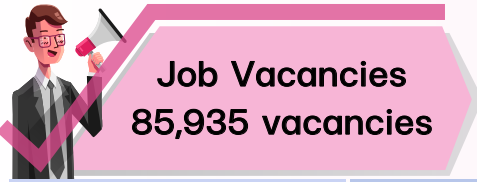
Editorial

The Thai Labour Market Situation in March 2023, there were 39.78 million employed, 4.16 hundred thousand unemployed persons and 85,854 insured persons who registered unemployment via DOE. The majority cause of unemployment was resignation (84.25%). Furthermore, employers/companies reported their labour requirement via DOE 89,935 job vacancies, via agencies 49,169 job vacancies and via public sector 681 job vacancies. Thai workers working overseas has increased by 11.24% and foreign workers working in Thailand has increased by 16.84%.

Please follow the further information at
Website : <https://www.doe.go.th/prd/lmia>

1. Labour Demand : Labour Requirement via DOE

In March 2023, employers/companies reported their labour requirement via DOE about 85,935 job vacancies. The highest demand was 32,616 persons at the vocational level and diploma (37.95%), followed by 29,957 persons at the secondary level (34.86%), 11,566 persons at the primary level (13.46%) and 11,796 persons at the bachelor's degree and higher (13.73%).



MAR 22 : 56,537 vacancies	+51.99% YoY
FEB 23 : 121,518 vacancies	-29.28% MoM



MAR 22 : 35,114 vacancies	-26.54% YoY
FEB 23 : 28,191 vacancies	-8.50% MoM



MAR 22 : 25,901 vacancies	-25.91% YoY
FEB 23 : 18,833 vacancies	+1.89% MoM

Remark : Labour demand has increased due to the domestic employment service policy and promoting work opportunities for disabled persons.

Labour Requirement via DOE Classified by Economic Sectors

Agriculture Sector
1,645 vacancies



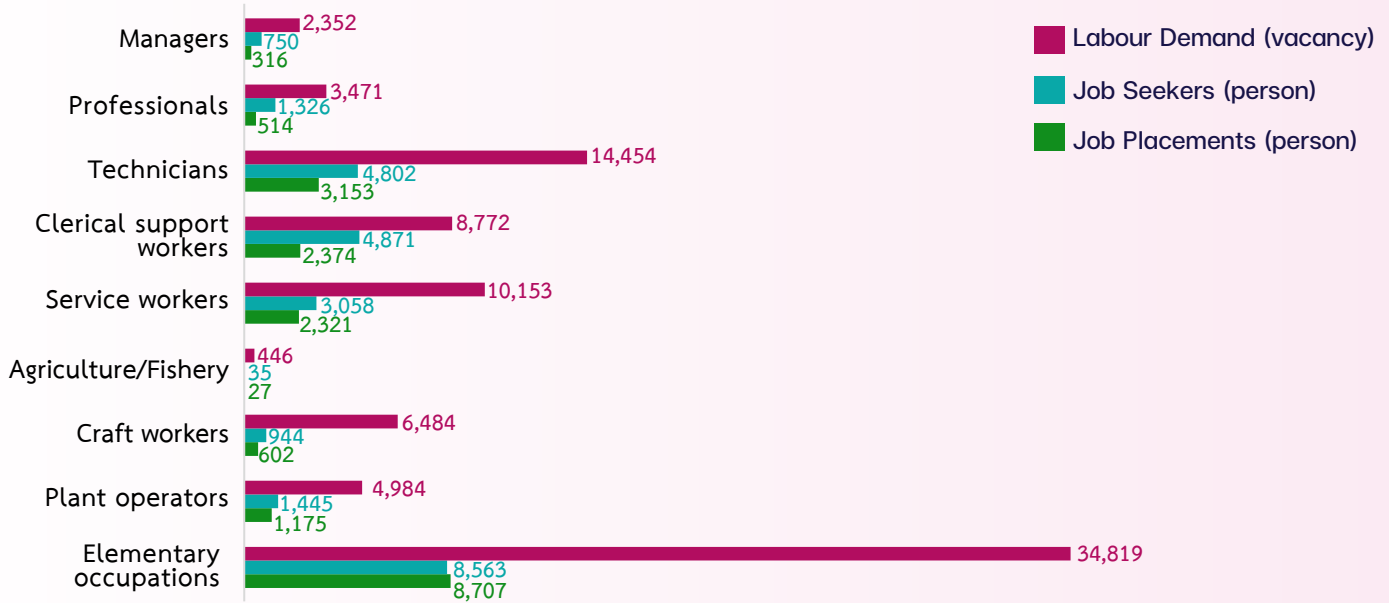
Manufacturing Sector
42,459 vacancies



Service/Trade Sector
41,831 vacancies

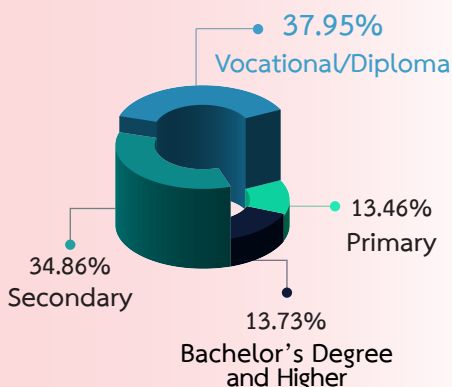


Job Vacancies, Job Seekers and Job Placements Classified by Occupation Groups

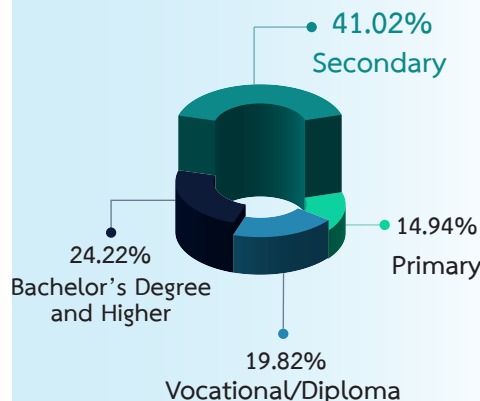


Job Vacancies, Job Seekers and Job Placements Classified by Education Levels

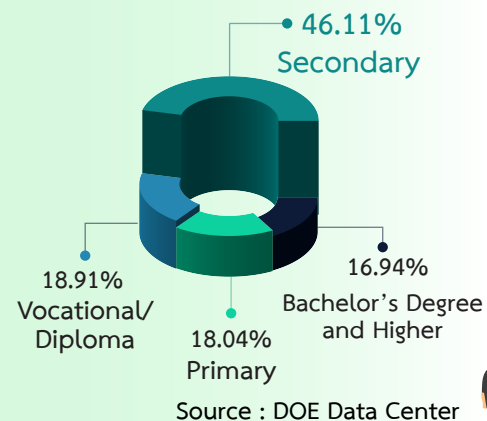
Job Vacancies



Job Seekers



Job Placements



Source : DOE Data Center

2. Labour Demand : Labour Requirement via Agencies

In March 2023, labour requirement via agencies was 49,169 job vacancies. The highest demand was 21,727 persons at the vocational level and diploma (44.19%), followed by 15,058 persons at the bachelor's degree and higher (30.62%) and 8,482 persons at the secondary level (17.25%).

Labour Requirement via Agencies Classified by Economic Sectors

Agriculture Sector
34 vacancies



Manufacturing Sector
10,028 vacancies

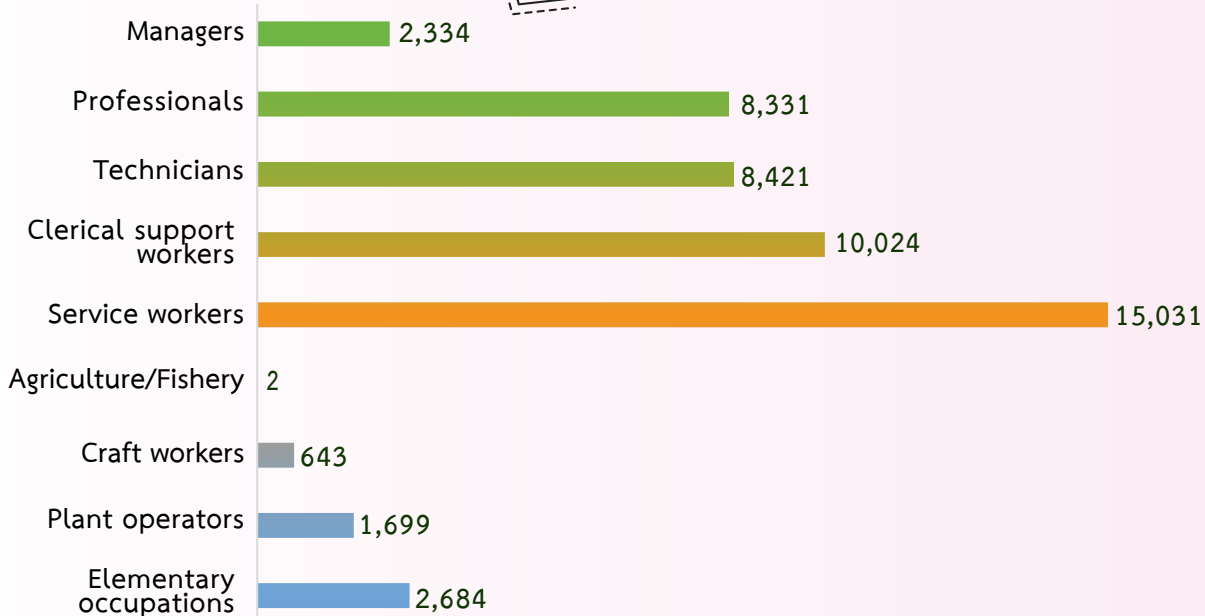


Service/Trade Sector
39,107 vacancies



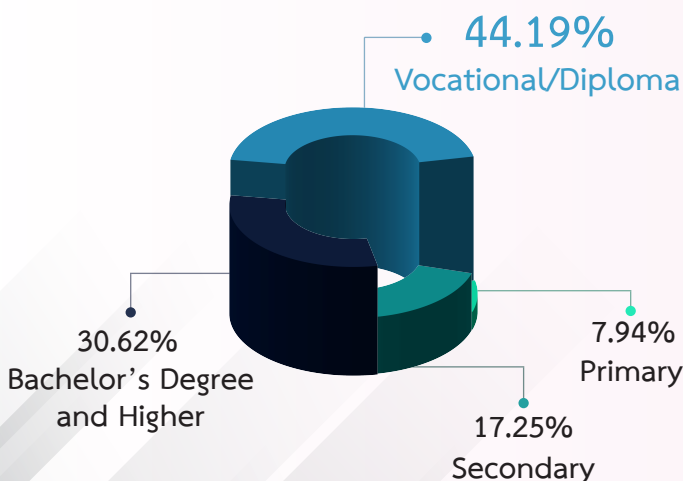
Labour Requirement via Agencies Classified by Occupation Groups

MARCH 2023
49,169 vacancies


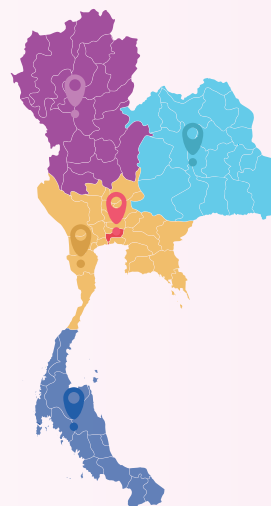


Unit : Vacancy

Classified by Education Levels



Classified by Regions



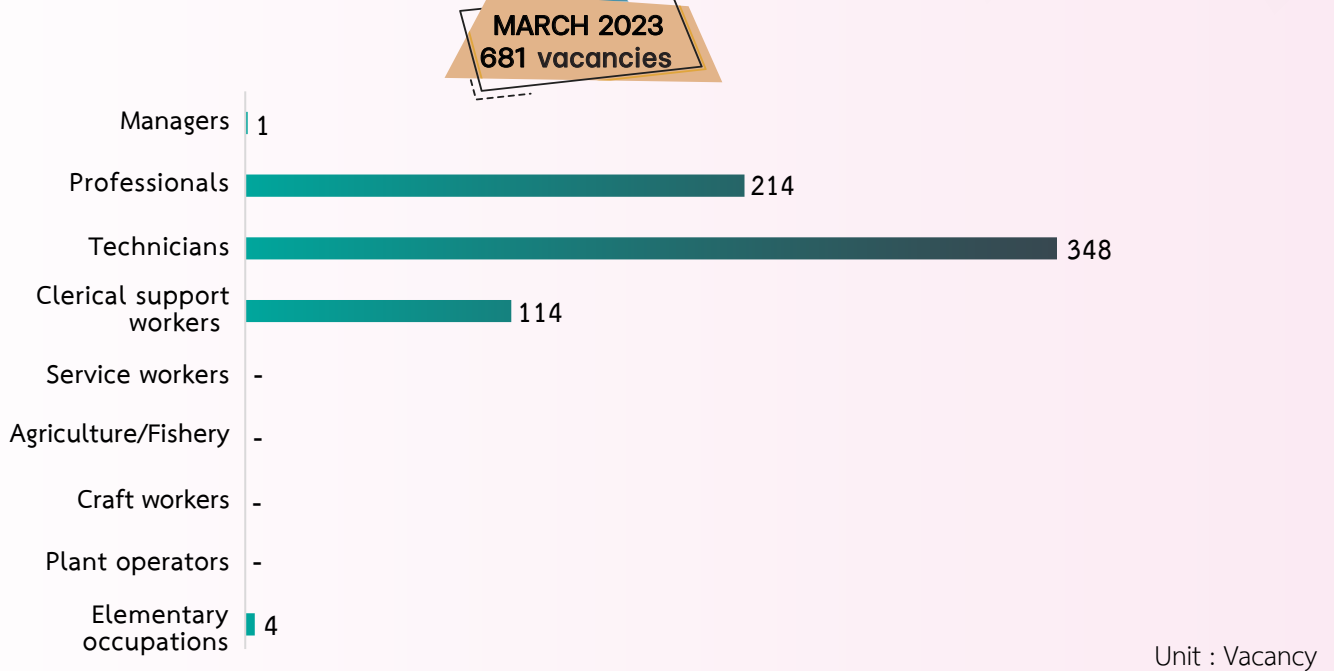
Remark : Gather the information of Labour demand from 7 recruitment agencies: Adecco, JobBKK, Jobtopgun, Manpower Group, Persolkelly, GOOD JOB, jobmyway.

Source : DOE Data Center

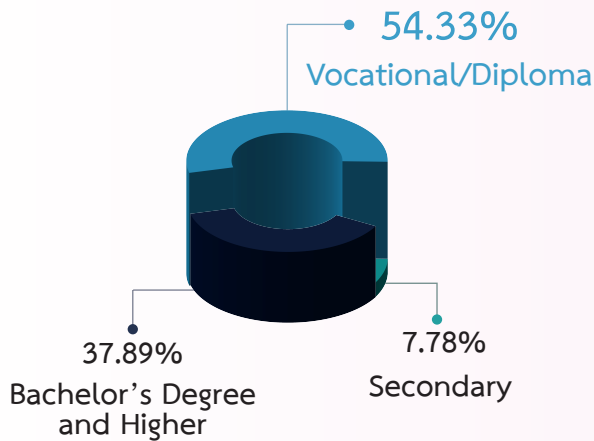
3. Labour Demand : Labour Requirement via Public Sector

In March 2023, labour requirement via Public Sector (The office of the civil service Commission : OCSC) was 681 job vacancies. The highest demand was 370 vacancies at the vocational level and diploma (54.33%), followed by 258 vacancies at the bachelor's degree and higher (37.89%) and 53 vacancies at the secondary level (7.78%). It can be classified by the top 3 of agencies as following: 1) Office of The Judiciary (168 vacancies) 2) Department of Lands (166 vacancies) 3) Department of Mental Health (76 vacancies).

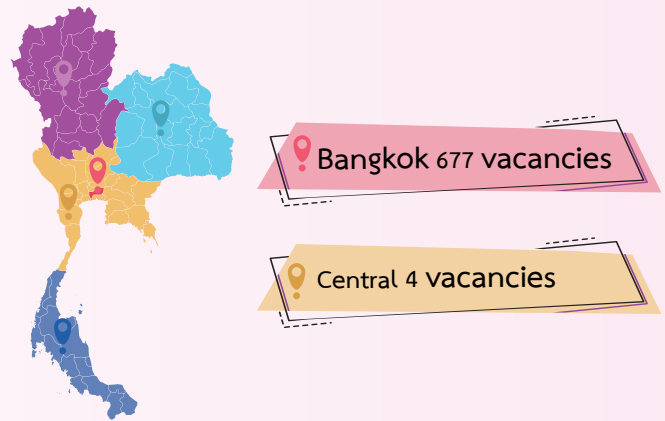
Labour Requirement via Public Sector Classified by Occupation Groups



Classified by Education Levels



Classified by Regions



Classified by Top 3 of Agencies



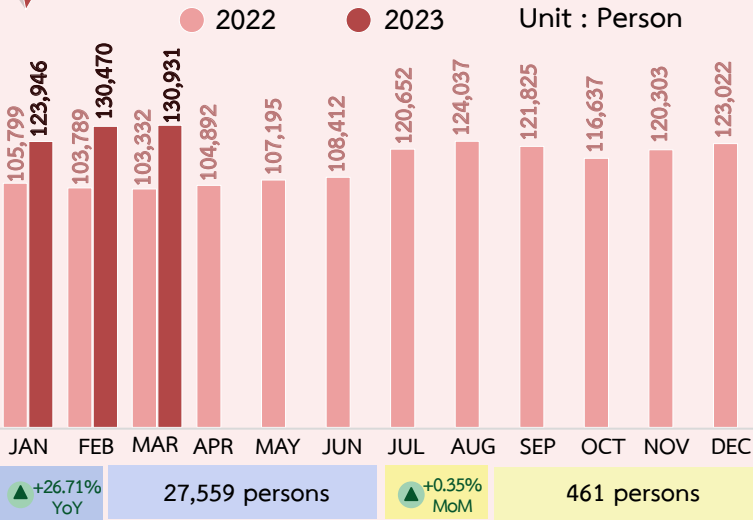
Source : DOE Data Center



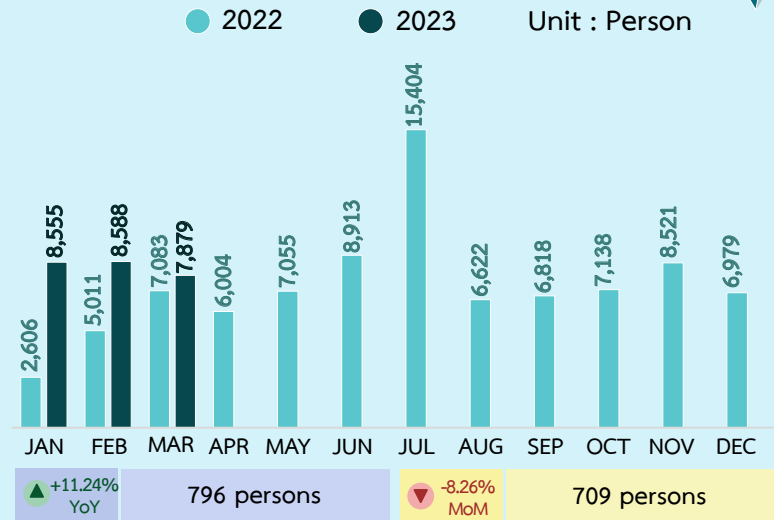
In March 2023, there were 130,931 Thai workers working oversea. The top 3 countries of destination are Taiwan, Israel and Republic of Korea. The most required job is elementary occupation: agricultural labourers, general labourers and general manufacturing labourers.

There were 7,879 job seekers who are permitted to go overseas for employment. It was classified as 5 channels of overseas employment: 5,253 persons which the arrangement of agencies: 2,444 persons (31.02%) was the most and the RE-ENTRY was 2,626 persons (33.33). The most job was plant and machine operators, and assemblers : 2,230 persons (28.30%).

Thai workers working oversea



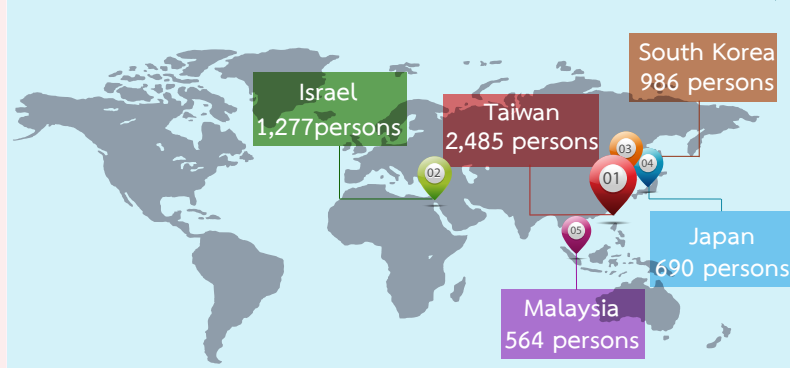
Permission to work oversea



Top 5 Countries of Destination

	1. Taiwan	52,203 persons
	2. Israel	24,591 persons
	3. Republic of Korea	16,392 persons
	4. Japan	9,318 persons
	5. Malaysia	4,698 persons

Top 5 countries where Thai workers are permitted to work



Classified by Continents

Asia

1. Taiwan
2. Republic of Korea
3. Japan
4. Malaysia
5. Singapore

Middle East

1. Israel
2. UAE
3. Kuwait
4. Qatar
5. Bahrain

Europe

1. Finland
2. Sweden
3. Portugal
4. Hungary
5. Russia

North & South America

1. USA
2. Canada
3. Greenland
4. Trinidad and Tobago
5. Columbia

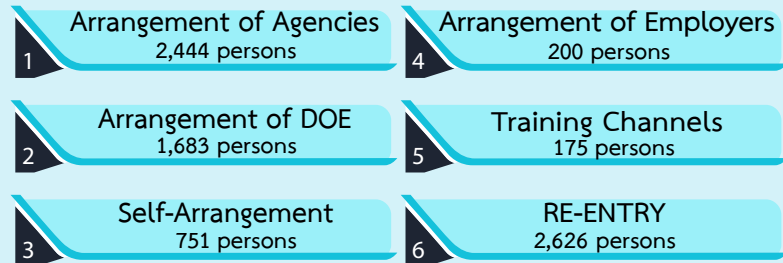
Africa

1. South Africa
2. Madagascar
3. South Sudan
4. Mozambique
5. Morocco

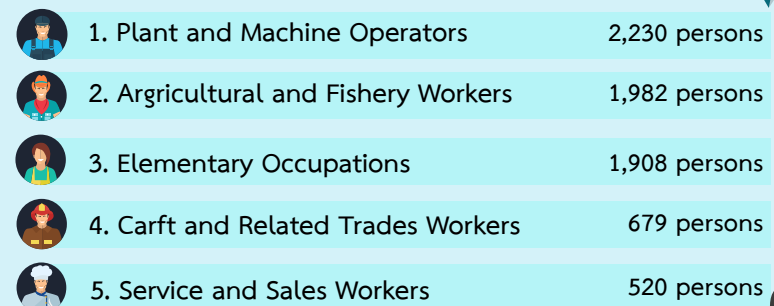
Australia & Ocenia

1. New Zealand
2. Australia
3. Papua New Guinea
4. Samoa
5. Fiji

Classified by Channels of Oversea Employment



Classified by Classification of Occupations



Source : Overseas Employment Administration Division

5. Labour Immigration : Foreign Workers

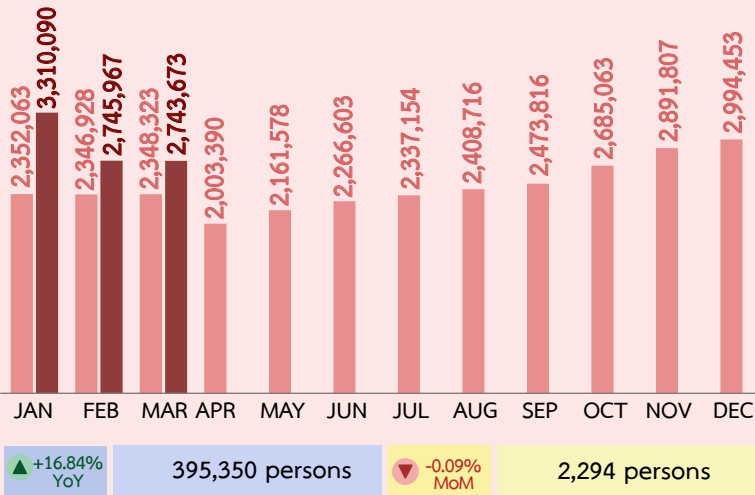


As of March 2023, there were 2,743,673 foreign workers in Thailand. It consisted of 2,494,166 of general workers (Myanmar, Laotian, Cambodian and Vietnamese) (90.91%), 156,782 of skilled foreign workers (5.72%) and 92,725 of minorities/highlanders/lifetime worker permits (3.38%).

New foreign workers who are permitted to work in March 2023 were 11,096 positions. It can be classified by type of work permits: 5,569 positions of General type (50.19%), 2,738 positions of Daily or Seasonal workers (24.68%), 1,541 positions of Minorities group (13.89%), and 1,248 positions of BOI (11.25%).

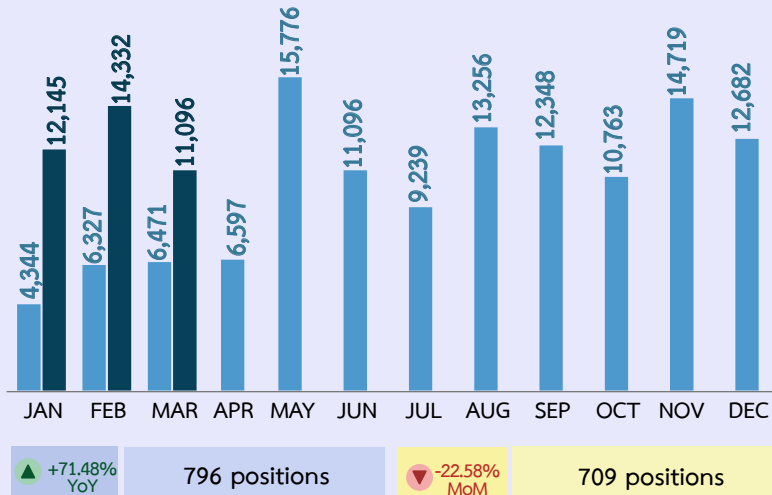
All Foreign Workers

● 2022 ● 2023 Unit : Person



New Foreign Workers


● 2022 ● 2023 Unit : Position



Current Foreign Workers classified by Groups

Foreign Workers

2,743,673 persons



New Foreign Workers

Top 3 of Occupation Groups

1. Managers: 2,129 positions
2. Professionals: 1,880 positions
3. Technicians: 1,058 positions

1

General Type
5,569 positions

2

BOI
1,248 positions

3

Minorities Group
1,541 positions

4

Daily or Seasonal
Workers
2,738 positions

Top 3 of Occupation Groups

1. Managers: 457 positions
2. Technicians: 311 positions
3. Professionals: 256 positions

Top 3 of Occupation Groups

1. Elementary Occupations: 1,072 positions
2. Craft Workers: 187 positions
3. Service Workers: 180 positions

Top 3 of Business Types

1. Agriculture and Livestock: 1,453 positions
2. Manufacturing: 434 positions
3. Construction: 427 positions

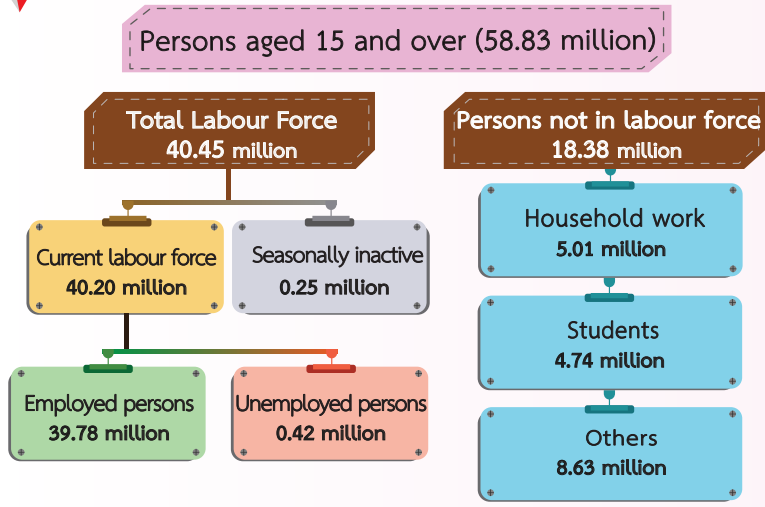
Source: Foreign Workers Administration Office

6. Labour Force : Thai Labour Force Survey

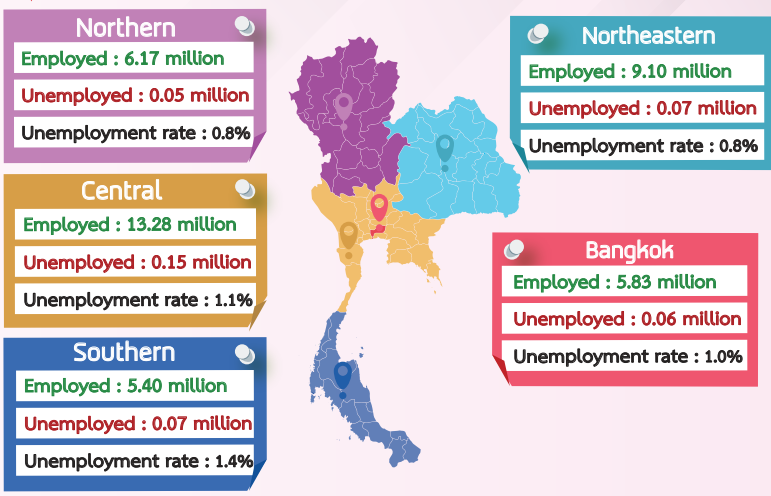


According to the National Statistical Office survey in March 2023, there were 58.83 million persons aged 15 and over. The 40.45 million were in the labour force; 39.78 million persons were employed, 4.16 hundred thousand persons were unemployed (a 1.0 percent unemployment rate) and 0.25 million persons were seasonally inactive labour force.

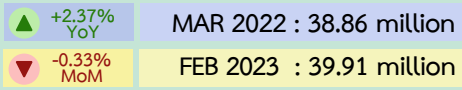
Number of Population by Labour Force (MAR, 2023)



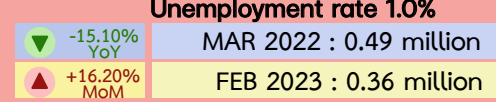
Employed and Unemployed Persons classified by Regions



Employed Persons (39.78 million)



Unemployed Persons (0.42 million)



Agriculture
12.10 million

Non-Agriculture
27.68 million


Top 6 Industries (Unit : million persons)



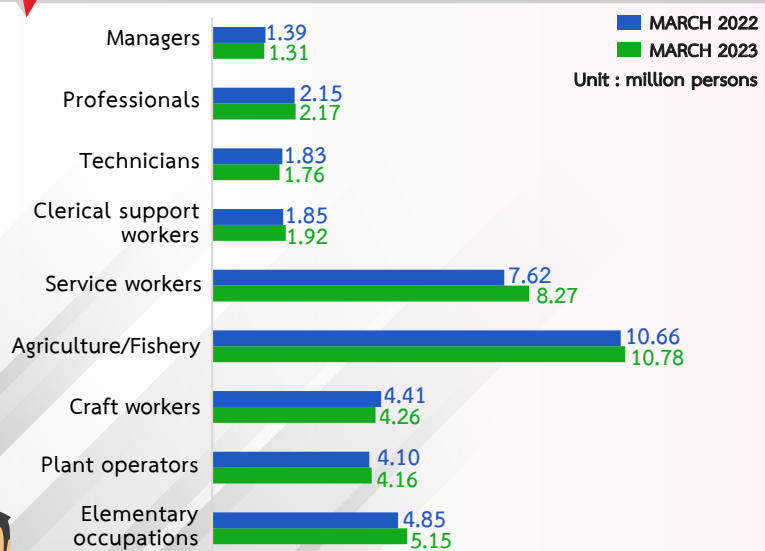
Without Working Experiences
0.23 million

Having Working Experiences
0.19 million

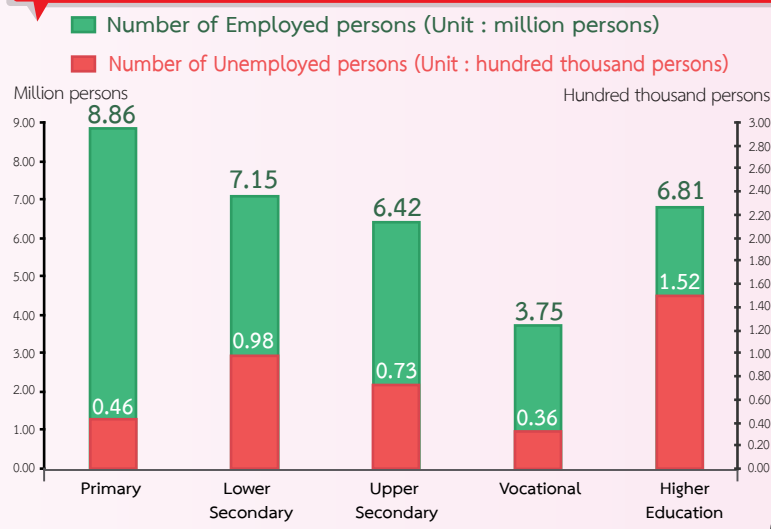
Education Levels



Employed Persons classified by Occupation Groups



Education Levels



Source : National Statistical Office

7. Registration of Unemployment Insurers



In March 2023, there were 85,854 registered insured persons in the case of unemployment via DOE. It has increased from the previous year by 3,781 persons (4.61%). It was made up of 36,813 males (42.88%) and 49,041 females (57.12%). The majority came from resignation (84.25%). The causes of resignation were changing jobs, being self-employed, respite, and sickness.

The Registered Persons in March 2023 (85,854 persons)

Resignation

72,331 persons
(84.25%)



Female
42,129 persons
(58.24%)



Male
30,202 persons
(41.76%)

Causes of resignation

1.	Changing Jobs	37,137 persons
2.	Being Self-employed	21,917 persons
3.	Respite	7,873 persons
4.	Sickness	5,404 persons

Laid off

11,179 persons
(13.02%)



Male
5,607 persons
(50.16%)



Female
5,572 persons
(49.84%)

Causes of laid off

1.	Staff Reduction	5,472 persons
2.	Termination of Contract	3,613 persons
3.	Going out of Business	2,094 persons

End of contract

2,344 persons
(2.73%)



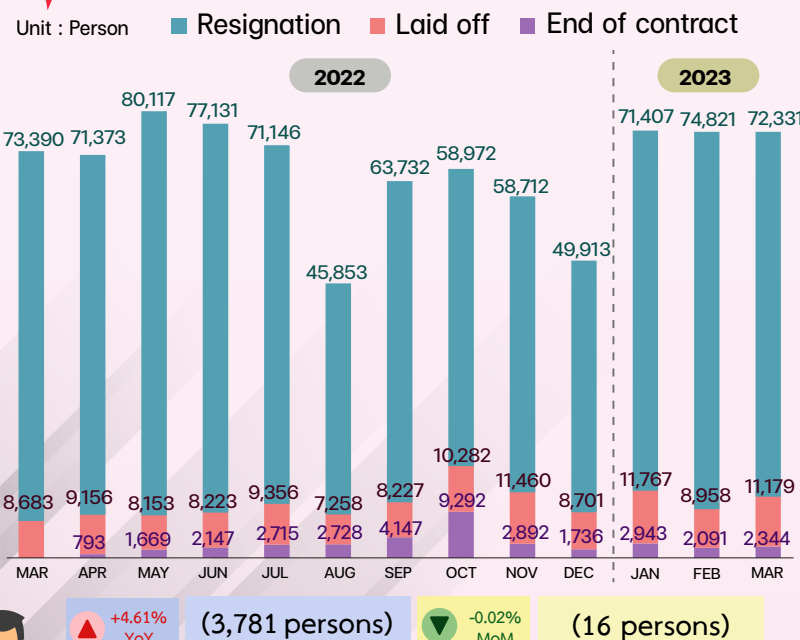
Female
1,340 persons
(57.17%)



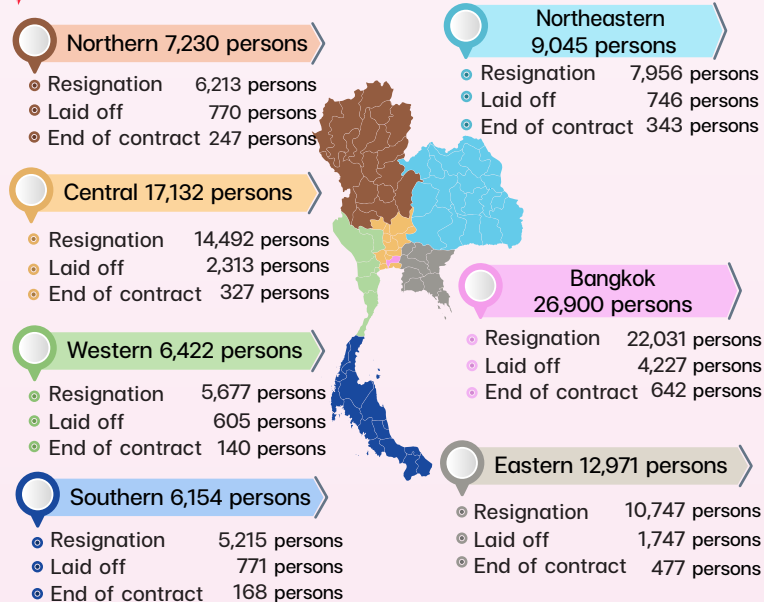
Male
1,004 persons
(42.83%)



The Number of Insured Persons in case of Unemployment Monthly, 2022-2023



The Number of Insured Persons in case of Unemployment classified by Regions



Source : DOE Data Center, Department of Employment, Ministry of Labour

Thai Labour Market Journal Feedback



SCAN

CLICK

เอกสาร
สถานการณ์ตลาดแรงงาน

แบบสอบถามความพึงพอใจต่อวารสาร
สถานการณ์ตลาดแรงงานรายเดือน

กรมการจ้างงาน โดยกองบริหารข้อมูลตลาดแรงงานขอความร่วมมืองานในการตอบแบบสอบถาม ความคิดเห็นในการพัฒนาและปรับปรุงการให้บริการข้อมูลข่าวสารตลาดแรงงานของกรมการจ้างงาน เพื่อใช้ทรงรับความต้องการของท่าน

เข้าถึงได้ที่ Google หรือแอปพลิเคชันใด ๆ ที่ท่านสะดวก

* ระบุชื่อ

ตอนที่ 1 สถานภาพทั่วไปของผู้ตอบแบบสอบถาม

1.1) ประเภทหน่วยงานของผู้ให้บริการข้อมูลข่าวสารตลาดแรงงาน *

1) สถาบันการศึกษา
 2) หน่วยงานราชการ
 3) สถานประกอบการจังหวัด
 4) หน่วยงานเอกชน
 5) ตลาดสหกรณ์จังหวัด
 อื่นๆ: _____

ระบุชื่อหน่วยงาน *

ตำแหน่งของคุณ _____

ตอนที่ 2 ความคิดเห็นเกี่ยวกับการผลิตและเผยแพร่วารสารสถานการณ์ตลาดแรงงานรายเดือน

2.1 ท่านเห็นวารสารสถานการณ์ตลาดแรงงาน สามารถนำไปใช้ประโยชน์ต่อ * ท่านหรือหน่วยงานของท่านมากน้อยเพียงใด

@LMIOfThailand

Thai Labour Market Information

<https://www.doe.go.th/prd/lmia>

0 2246 7870 lmiofthailand@doe.go.th

Labour Market Information Administration Division,
Department of Employment
Mitmairi Road, Din Daeng District, Bangkok 10400

Consultants

Phairoj Chotikasatien
Bunyawee Kwaipan
Santi Nantasawan
Sipmuenchai Pothisin

Authors

Suvakul Tirathpaladol
Kiattisak Thanala
Piyanooch Buapen
Nadsitang Phawadee
Ampawan Chaona
Saroat Phungneat
Thitima Ninpunk
Kornrawit Mitkaew
Angkana Wandao

Translator

Chariya Kithiranchai

Organizers

Director General of the Department of Employment
Deputy Director General of the Department of Employment
Deputy Director General of the Department of Employment
Deputy Director General of the Department of Employment

Director of Labour Market Information Administration Division
Labour Specialist, Senior Professional Level
Labour Specialist, Professional Level
Labour Specialist, Practitioner Level
Labour Specialist
Labour Specialist
Labour Specialist
Statistician
Labour officer

Labour Specialist (English)