



Thai Labour Market Journal

Vol No.32 Issue No.1 January, 2024



- ▶ Labour Demand (December 2023) 67,122 vacancies
- ▶ Thai workers working overseas has increased by 1.07% (YoY).
- ▶ Employed persons 40.13 million
Unemployed persons 0.32 million
- ▶ The insured persons who registered unemployment via DOE were 62,757 persons.

CONTENTS

- 1 Labour Demand (DOE)
- 2 Labour Emigration
- 3 Labour Immigration
- 4 Labour Force
- 5 Registration of Unemployment Insurers

Editorial

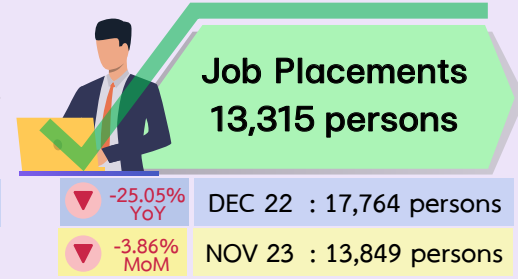
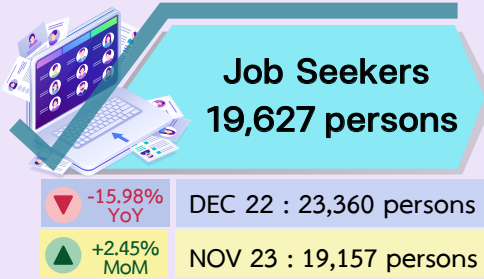
The Thai Labour Market Situation in December 2023, there were 40.13 million employed, 3.21 hundred thousand unemployed persons and 62,757 insured persons who registered unemployment via DOE. The majority cause of unemployment was resignation (81.12%). Furthermore, employers/companies reported their labour requirement via DOE 67,122 job vacancies. Thai workers working overseas has increased by 1.07% and foreign workers working in Thailand has increased by 12.73%.

Please follow the further information at
Website : <https://www.doe.go.th/prd/lmia>

1. Labour Demand : Labour Requirement via DOE



In December 2023, employers/companies reported their labour requirement via DOE about 76,122 job vacancies. The highest demand was 24,470 vacancies at the vocational level and diploma (36.46%), followed by 24,081 vacancies at the secondary level (35.88%), 10,143 vacancies at the bachelor's degree and higher (15.11%) and 8,428 vacancies at the primary level (12.56%).



Labour Requirement via DOE Classified by Economic Sectors

Agriculture Sector
931 vacancies



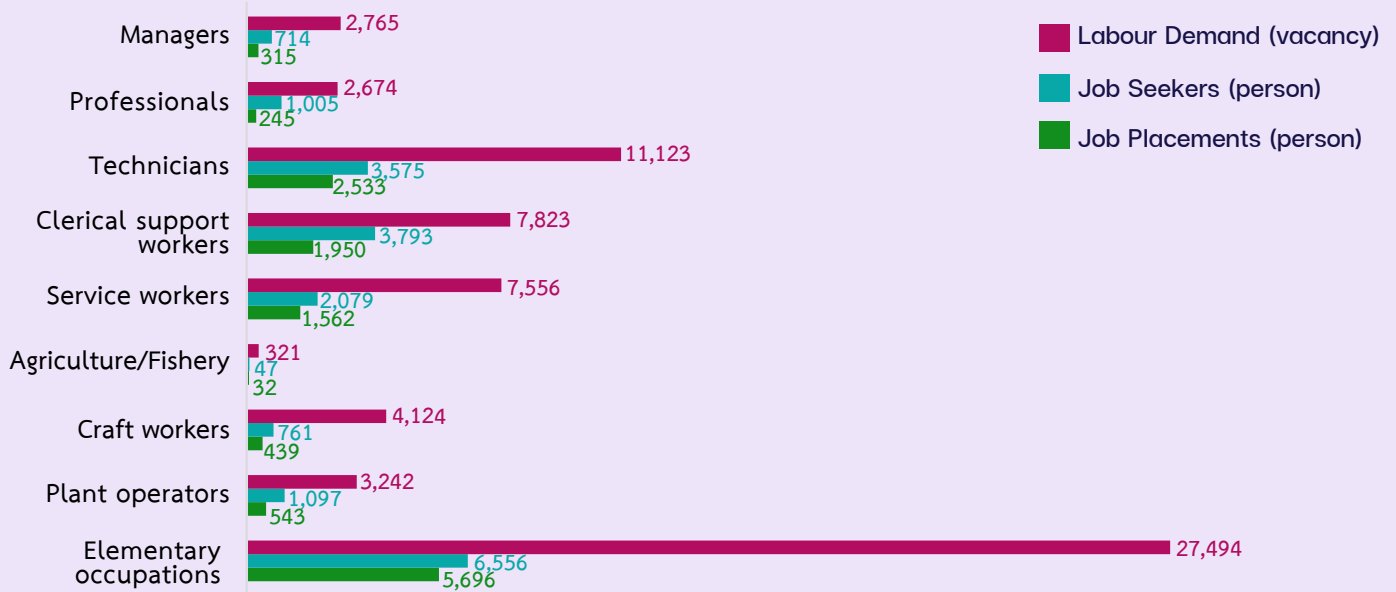
Manufacturing Sector
30,127 vacancies



Service/Trade Sector
36,064 vacancies

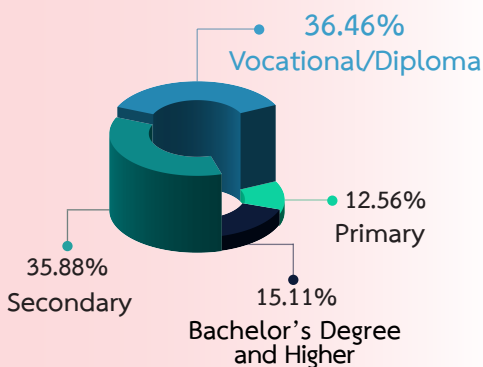


Job Vacancies, Job Seekers and Job Placements Classified by Occupation Groups

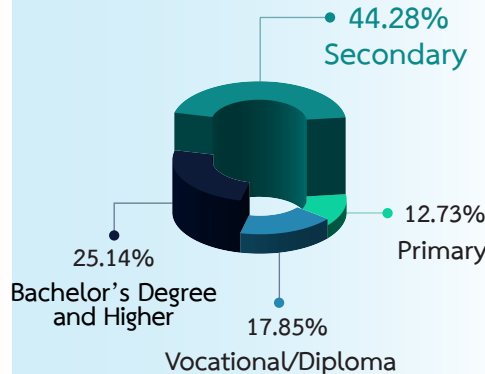


Job Vacancies, Job Seekers and Job Placements Classified by Education Levels

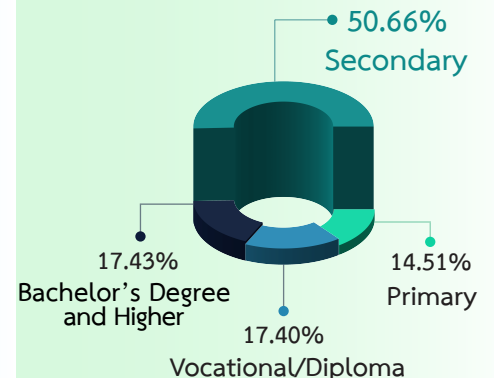
Job Vacancies



Job Seekers



Job Placements



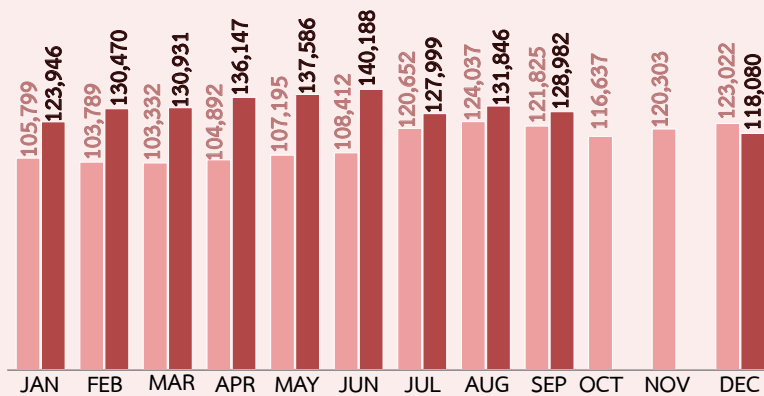
Source : DOE Data Center

In December 2023, there were 118,080 Thai workers working overseas. The top 3 countries of destination are Taiwan, Republic of Korea and Israel. The most required job is elementary occupation: agricultural labourers, general Industrial labourers and Metal Product Manufacturing Labourer.

There were 7,054 job seekers who are permitted to go overseas for employment. It was classified as 5 channels of overseas employment: 4,515 persons which the arrangement of agencies: 2,418 persons (34.28%) was the most and the RE-ENTRY was 2,539 persons (35.99%). The most job was plant and machine operators and assemblers : 2,073 persons (29.39%).

Thai workers working oversea

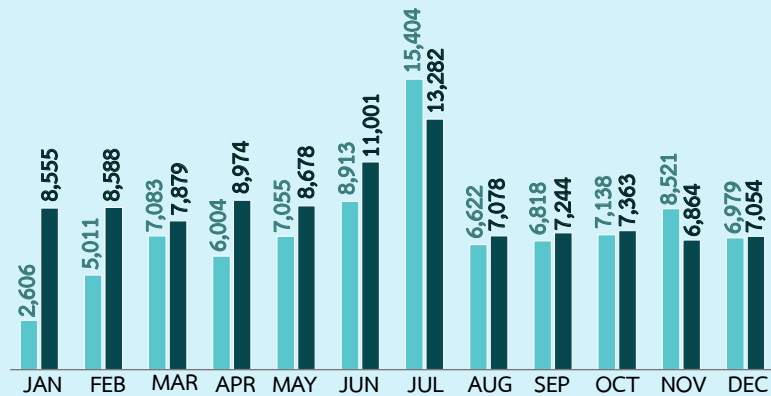
● 2022 ● 2023 Unit : Person



▼ -4.02% YoY
4,942 persons


Permission to work oversea

● 2022 ● 2023 Unit : Person

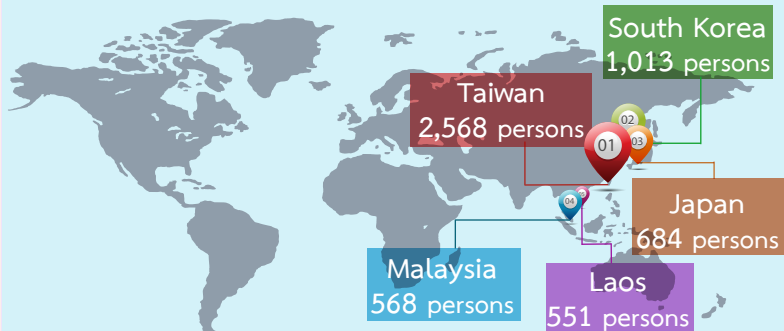


▲ +1.07% YoY 75 persons
▲ +2.77% MoM 190 persons

Top 5 Countries of Destination



Top 5 countries where Thai workers are permitted to work



Classified by Continents

Asia

1. Taiwan
2. Republic of Korea
3. Japan
4. Malaysia
5. Singapore

Middle East

1. Israel
2. UAE
3. Kuwait
4. Qatar
5. Bahrain

Europe

1. Hungary
2. Portugal
3. Ireland
4. Poland
5. Czechia

North & South America

1. USA
2. Canada
3. Panama
4. Columbia
5. Greenland

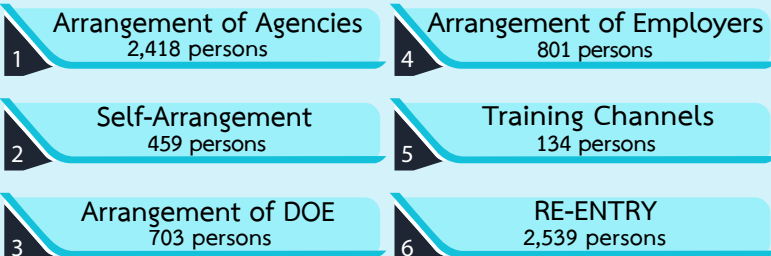
Africa

1. Madagascar
2. South Sudan
3. Mozambique
4. South Africa
5. Morocco

Australia & Ocenia

1. New Zealand
2. Australia
3. Papua New Guinea
4. Republic of the Marshall
5. French Polynesia

Classified by Channels of Oversea Employment



Classified by Classification of Occupations



Source : Overseas Employment Administration Division

3. Labour Immigration : Foreign Workers

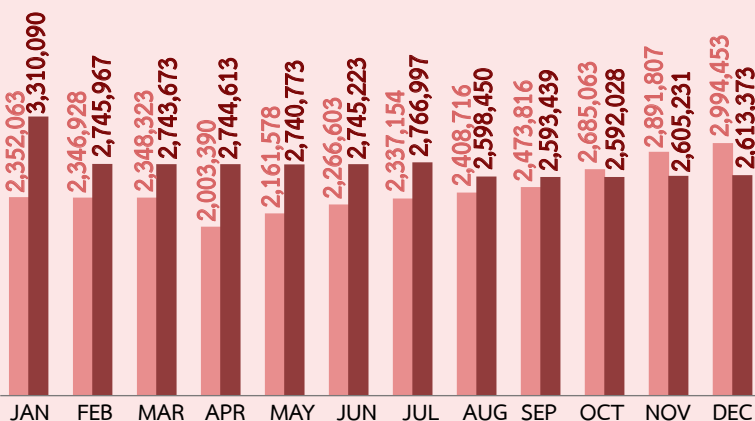


As of December 2023, there were 2,613,373 foreign workers in Thailand. It consisted of 2,349,234 of general workers (Myanmar, Laotian, Cambodian and Vietnamese) (89.89%), 174,986 of skilled foreign workers (6.70%) and 89,153 of minorities/lifetime worker permits (3.41%).

New foreign workers who are permitted to work in December 2023 were 65,021 positions. It can be classified by type of work permits: 44,840 positions of MOU (68.96%), 6,335 positions of General type (9.74%), 10,624 positions of Daily or Seasonal workers (16.34%), 1,840 positions of Minorities group (2.83%) and 1,382 positions of BOI (2.13%).

All Foreign Workers

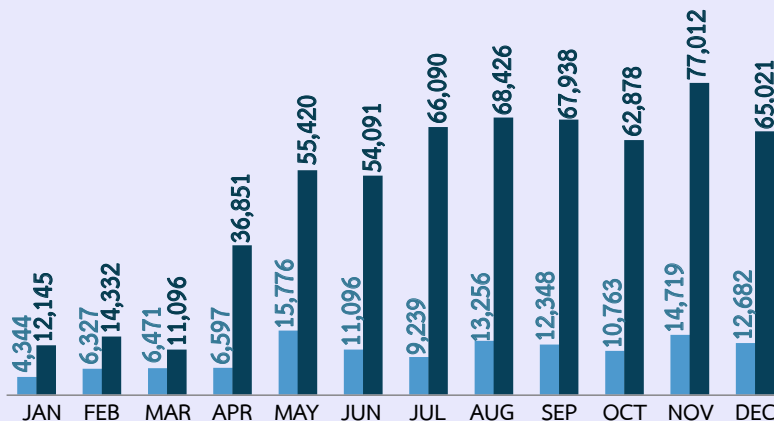
● 2022 ● 2023 Unit : Person



▼ -12.73% YoY 381,080 persons ▲ +0.31% MoM 8,142 persons

New Foreign Workers

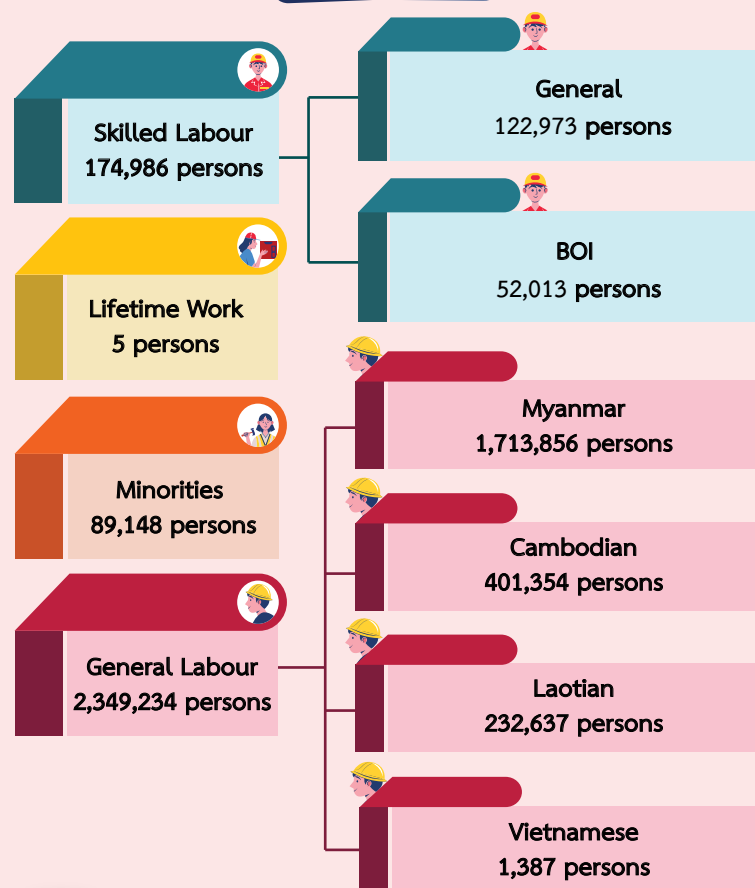
● 2022 ● 2023 Unit : Position



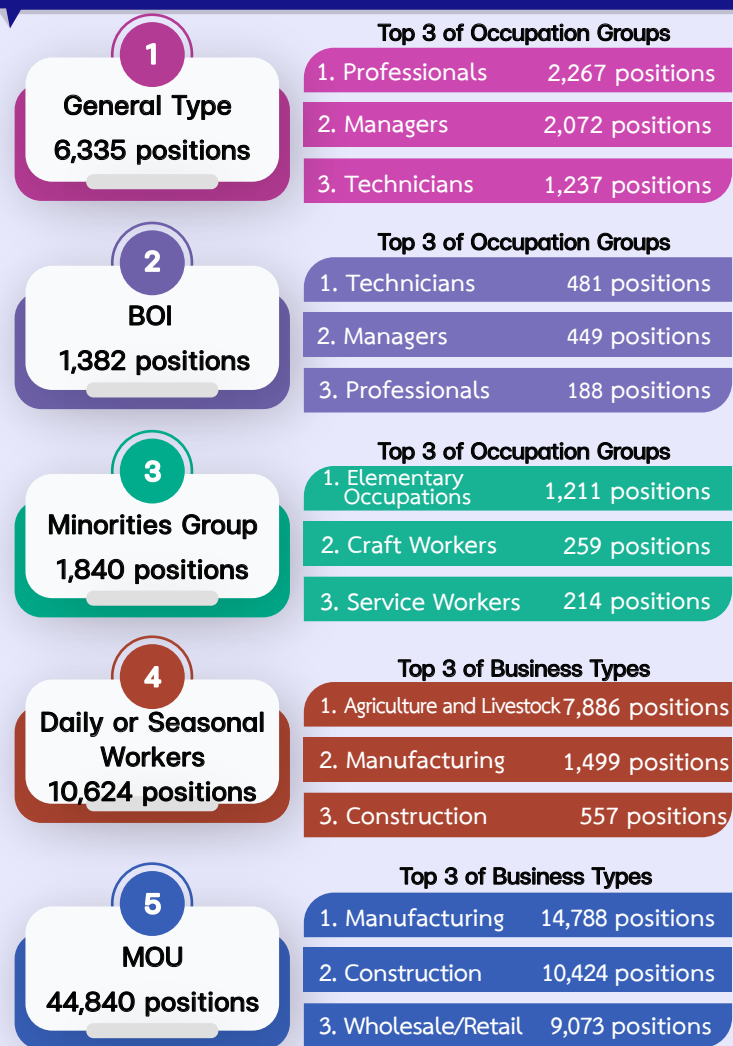
▲ +412.70% YoY 52,339 positions ▼ -15.57% MoM 11,991 positions

Current Foreign Workers classified by Groups

Foreign Workers
2,613,373 persons



New Foreign Workers



Source: Foreign Workers Administration Office

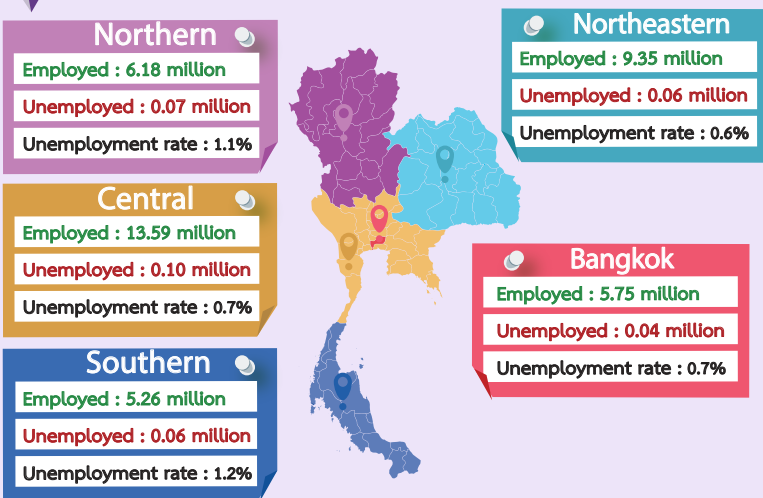
4. Labour Force : Thai Labour Force Survey

According to the National Statistical Office survey in December 2023, there were 59.05 million persons aged 15 and over. The 40.62 million were in the labour force; 40.13 million persons were employed, 3.21 hundred thousand persons were unemployed (a 0.8 percent unemployment rate) and 1.7 hundred thousand persons were seasonally inactive labour force.

Number of Population by Labour Force (DEC, 2023)

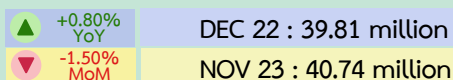


Employed and Unemployed Persons classified by Regions



Employed Persons

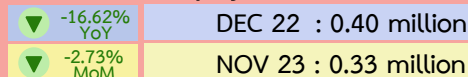
(40.13 million)



Unemployed Persons

(0.32 million)

Unemployment rate 0.8%



Agriculture
12.62 million

Non-Agriculture
27.51 million

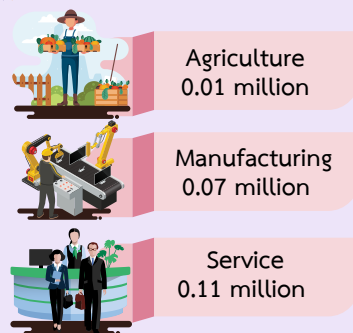
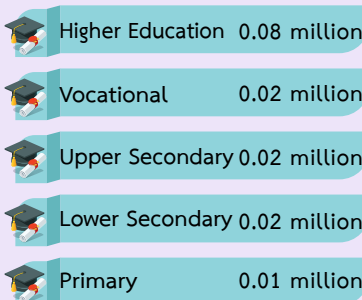
Top 6 Non-Agriculture (Unit : million persons)



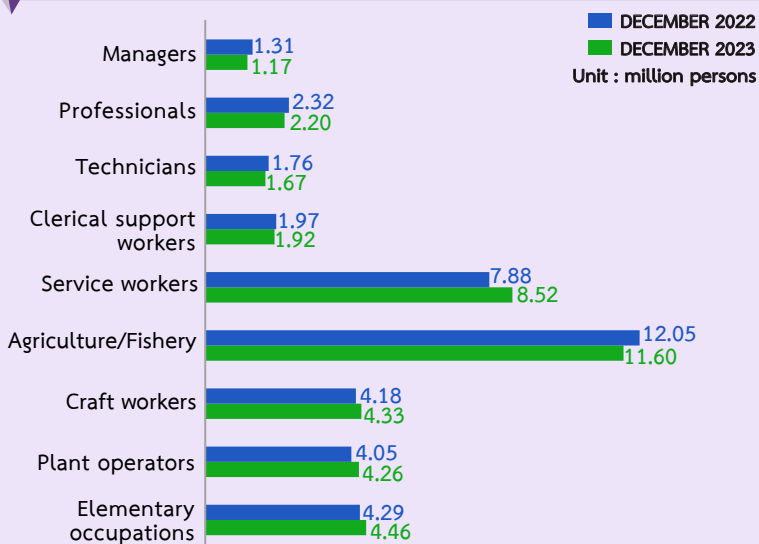
Without Working Experiences
0.14 million

Having Working Experiences
0.18 million

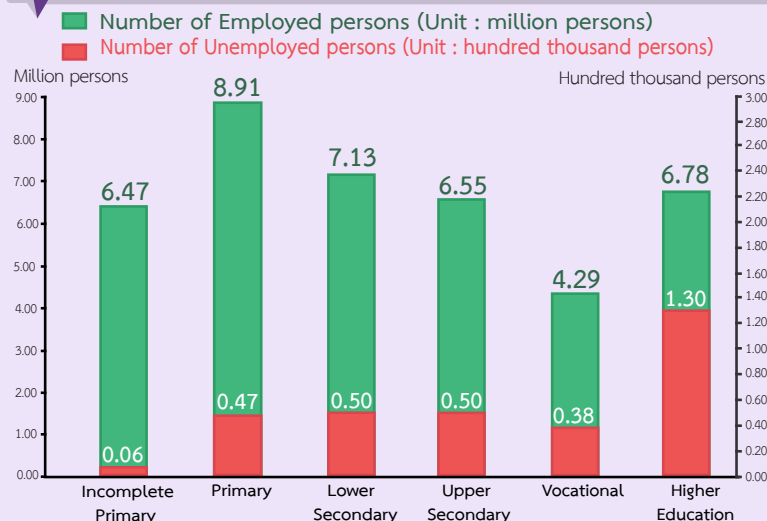
Education Level



Employed Persons classified by Occupation Groups



Education Level



Source : National Statistical Office

5. Registration of Unemployment Insurers



In December 2023, there were 62,757 registered insured persons in the case of unemployment via DOE. It has increased from the previous year by 2,407 persons (3.99%). It was made up of 28,066 males (44.72%) and 34,691 females (55.28%). The majority came from resignation (81.12%). The causes of resignation were changing jobs, being self-employed, respite, and sickness.

The Registered Persons in December 2023 (62,757 persons)

Resignation
50,908 persons
(81.12%)

Female
28,734 persons
(56.44%)

Male
22,174 persons
(43.56%)

Causes of resignation

1.	Changing Jobs	26,829 persons
2.	Being Self-employed	14,382 persons
3.	Respite	5,466 persons
4.	Sickness	4,231 persons

Laid off
9,546 persons
(15.21%)

Male
4,802 persons
(50.30%)

Female
4,744 persons
(49.70%)

Causes of laid off

1.	Staff Reduction	4,209 persons
2.	Termination of Contract	3,151 persons
3.	Going out of Business	2,186 persons

End of contract
2,303 persons
(3.67%)

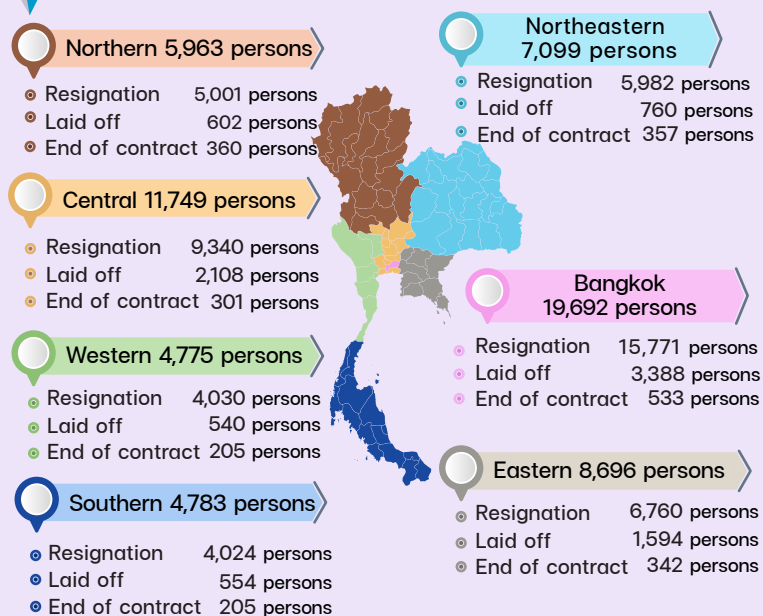
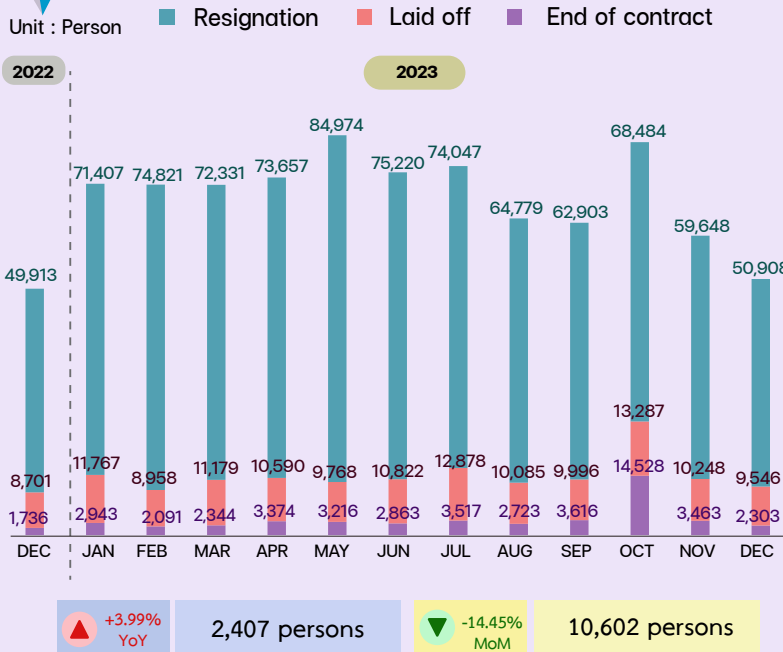
Female
1,213 persons
(52.67%)

Male
1,090 persons
(47.33%)



The Number of Insured Persons in case of Unemployment Monthly, 2022-2023

The Number of Insured Persons in case of Unemployment classified by Regions



Source : DOE Data Center, Department of Employment, Ministry of Labour

Thai Labour Market Journal Feedback



SCAN

CLICK

Form displayed on a smartphone screen. The form is titled "แบบสอบถามความพึงพอใจต่อวารสารสถานการณ์ตลาดแรงงานรายเดือน" (Feedback Form for the Monthly Labour Market Information Journal). It includes a header with the logo of the Labour Market Information Administration Division and the text "กรมการจ้างงาน" (Department of Employment). The form contains several sections with text and input fields, including a list of options for the type of organization (e.g., 1) สถานศึกษา, 2) หน่วยงานราชการ, etc.) and a section for the respondent's name and position.

@LMInfofThailand

Thai Labour Market Information

<https://www.doe.go.th/prd/lmia>

0 2246 7870 lmiofthailand@doe.go.th

Labour Market Information Administration Division,
Department of Employment
Mitmaetri Road, Din Daeng District,
Bangkok 10400

Organizers

Consultants

Somchai Morakotsriwan
Bunyawee Kwaipan
Santi Nantasuwon
Sipmuenchai Pothisin

Director-General, Department of Employment
Deputy Director-General, Department of Employment
Deputy Director-General, Department of Employment
Deputy Director-General, Department of Employment

Authors

Thanaporn Suwanno
Kiattisak Thanala
Piyanooch Buapen
Nadsitang Phawadee
Ampawan Chaona
Saroat Phungneat
Thitima Ninpunk
Kornrawit Mitkaew
Angkana Wandao

Director, Labour Market Information Administration Division
Labour Specialist, Senior Professional Level
Labour Specialist, Professional Level
Labour Specialist, Practitioner Level
Labour Specialist
Labour Specialist
Labour Specialist
Statistician
Labour officer

Translator

Chariya Kithiranchai

Labour Specialist (English)

