



Thai Labour Market Journal

Vol No.32 Issue No.3 March, 2024



▶ Labour Demand
(February 2024) 87,423 vacancies

▶ Thai workers working overseas
had decreased by 5.96% (YoY).

▶ Employed persons 39.92 million
Unemployed persons 3.99 million

▶ The insured persons who registered
unemployment via DOE were 86,236
persons.

CONTENTS

- 1 Labour Demand (DOE)
- 2 Labour Emigration
- 3 Demand for Thai workers employed overseas (Agencies)
- 4 Labour Immigration
- 5 Labour Force
- 6 Registration of Unemployment Insures

Editorial

In February 2024, Thai labour market had 39.92 million employed, 3.99 hundred thousand unemployed, and 86,236 insured individuals registered as unemployed with the DOE. The primary cause of unemployment was resignation (83.13%). Employers reported 87,423 job vacancies through the DOE, Thai workers overseas decreased by 5.96%, while foreign workers in Thailand increased by 19.80%.

Please follow the further information at
Website : <https://www.doe.go.th/prd/lmia>

1. Labour Demand : Labour Requirement via DOE



In February 2024, employers/companies reported their labour requirement via DOE about 87,423 job vacancies. The highest demand was 35,627 vacancies at the vocational level and diploma (40.75%), followed by 28,482 vacancies at the secondary level (32.58%), 12,683 vacancies at the bachelor's degree and higher (14.51%) and 10,631 vacancies at the primary level (12.16%).



Feb 23 : 121,518 vacancies	▼ -28.06% YoY
Jan 24 : 76,111 vacancies	▲ +14.11% MoM

Feb 23 : 28,191 persons	▼ -10.28% YoY
Jan 24 : 21,078 persons	▲ +20.00% MoM

Feb 23 : 18,833 persons	▼ -12.35% YoY
Jan 24 : 15,134 persons	▲ +9.08% MoM

Labour demand classified by economic sector

Agriculture Sector
825 vacancies



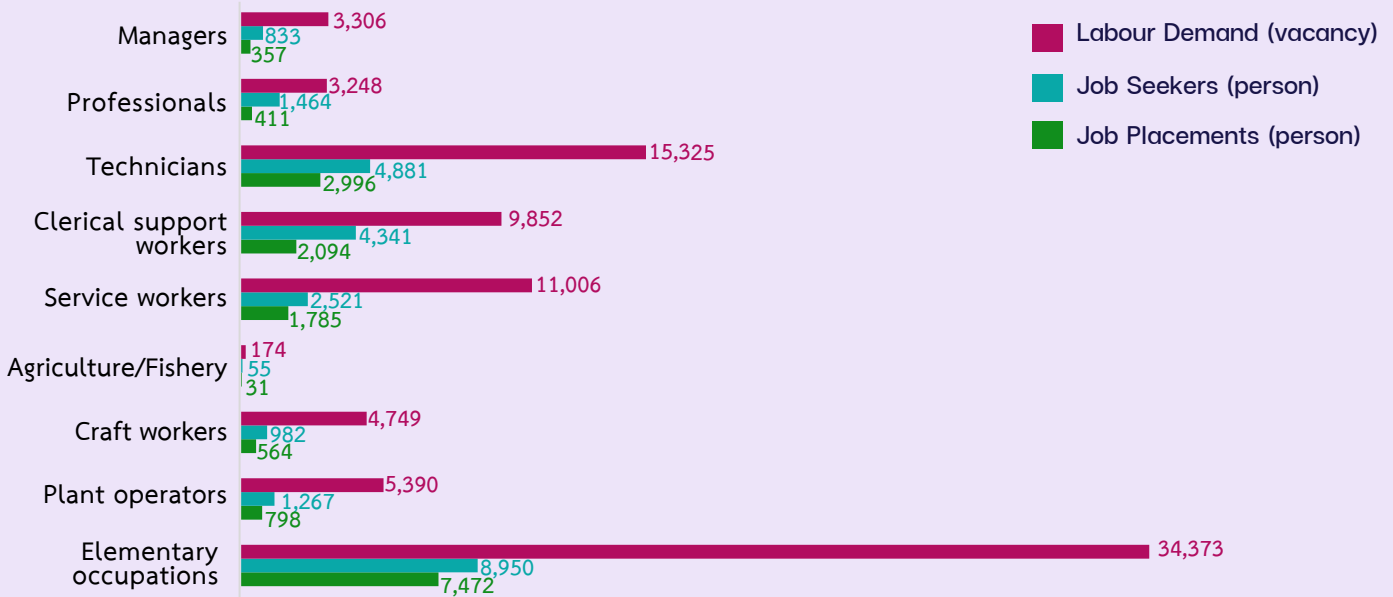
Manufacturing Sector
45,380 vacancies



Service/Trade Sector
41,218 vacancies

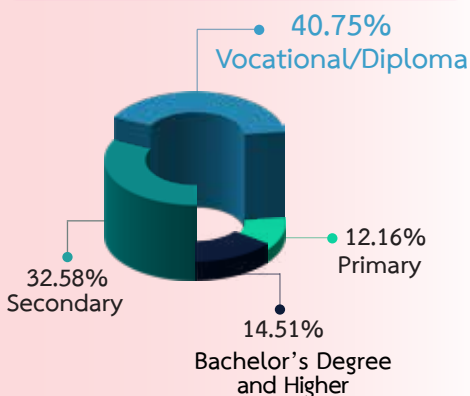


Job Vacancies, Job Seekers and Job Placements classified by occupation group

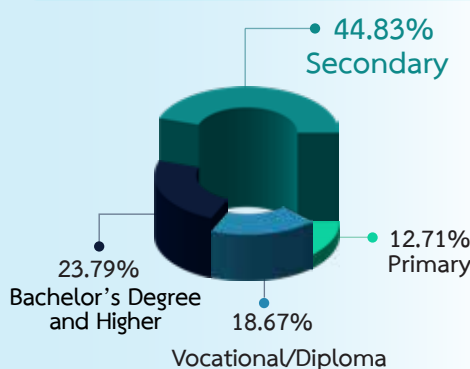


Job Vacancies, Job Seekers and Job Placements classified by education level

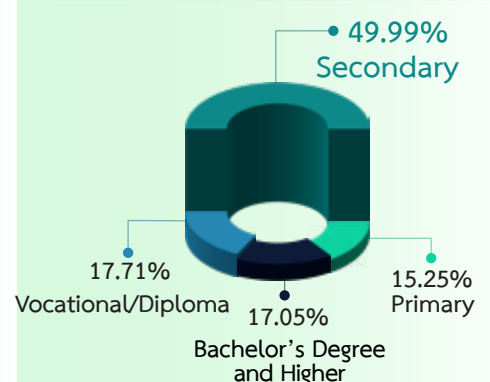
Job Vacancies



Job Seekers



Job Placements



Source : DOE Data Center

2. Labour Emigration : Thai workers working overseas

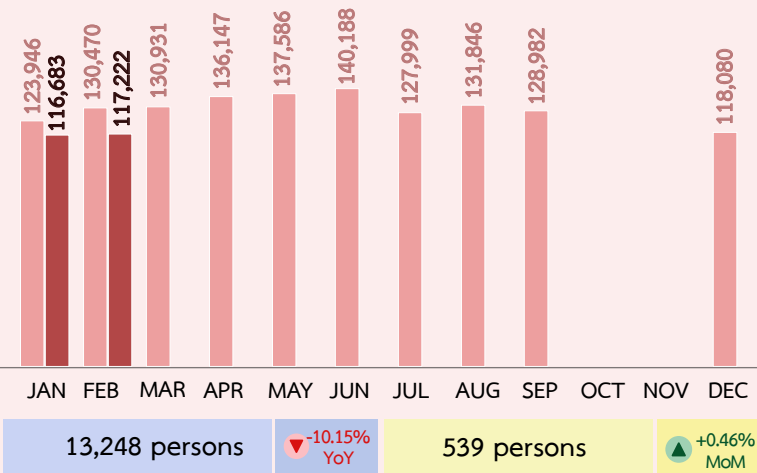


In February 2024, 117,222 Thai workers were employed overseas. The top three destination countries were Taiwan, Republic of Korea, and Israel. The most in-demand jobs were elementary occupations, including agricultural, general industrial, and metal product manufacturing labourers.

There were 8,076 job seekers permitted to go overseas for employment, with 4,364 job seekers classified into five channels of overseas employment. Among them, the arrangement of agencies had the highest number with 2,786 persons (34.50%), followed by RE-ENTRY with 3,712 persons (45.96%). The most common job was in elementary occupations, with 2,670 persons (33.06%).

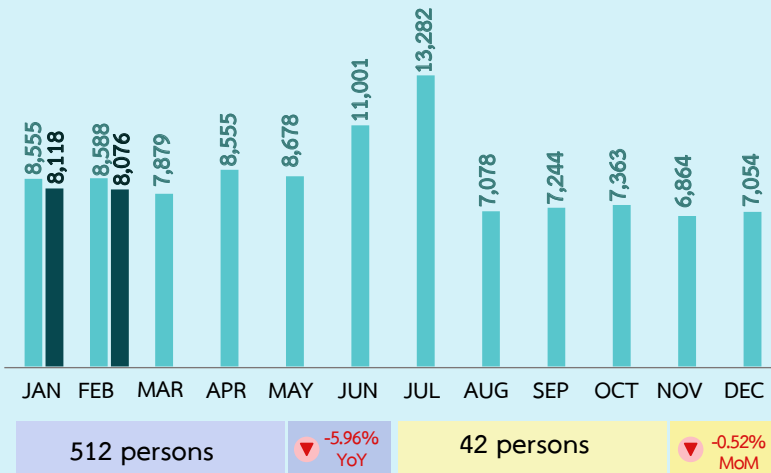
Stock of Thai workers employed overseas

● 2023 ● 2024 Unit : Person



Permission for working overseas

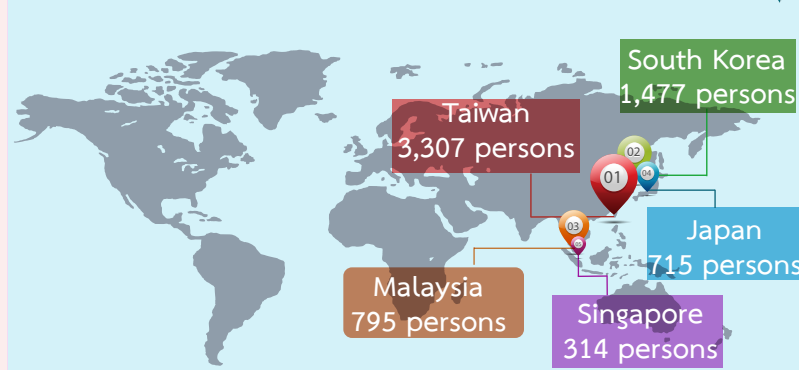
● 2023 ● 2024 Unit : Person



Top five countries by stock of Thai workers employed overseas

	1. Taiwan	52,329 persons
	2. Republic of Korea	20,798 persons
	3. Israel	13,782 persons
	4. Japan	8,766 persons
	5. Malaysia	4,673 persons

Top five countries by flow of Thai workers employed overseas



Classified by continents

Asia

1. Taiwan
2. Republic of Korea
3. Japan
4. Malaysia
5. Singapore

Middle East

1. Israel
2. UAE
3. Kuwait
4. Qatar
5. Saudi Arabia

Europe

1. Hungary
2. Portugal
3. Ireland
4. Poland
5. Czechia

North & South America

1. USA
2. Canada
3. Panama
4. Columbia
5. Greenland

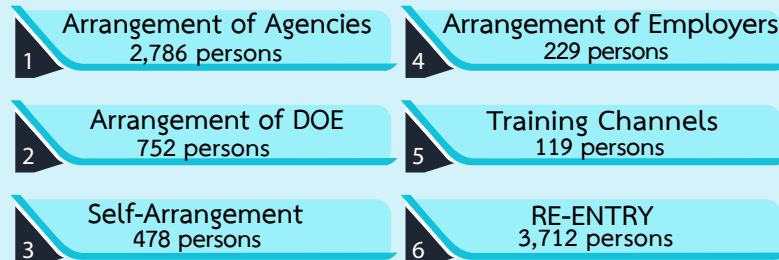
Africa

1. South Sudan
2. Madagascar
3. Mozambique
4. South Africa
5. Morocco

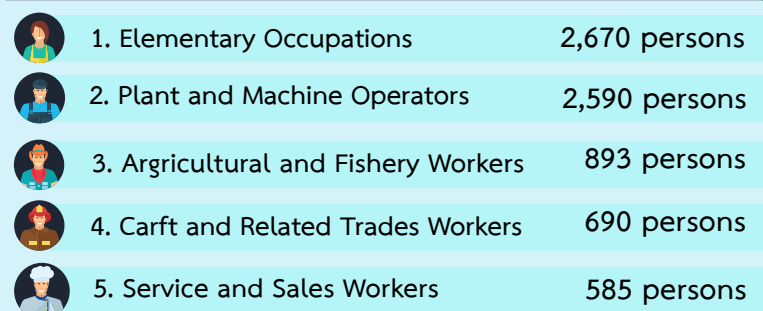
Australia & Oceania

1. New Zealand
2. Australia
3. Papua New Guinea
4. Republic of the Marshall
5. French Polynesia

Classified by channels of overseas employment



Classified by classification of occupations



Source : Overseas Employment Administration Division

3. Demand for Thai workers employed overseas through agencies

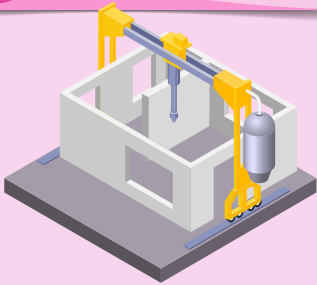


In February 2024, employers/companies reported a total demand of 735 Thai workers employed overseas through agencies. Of these, 155 were male (21.09%). 64 were female (8.71%), and gender was not specified for 516 persons (70.20%). The most in-demand job was IBS installer (Industrialised Building System) with 146 persons (19.86%). The top three destination countries were Malaysia with 431 persons (58.64%), Taiwan with 150 persons (20.41%), and Poland with 90 persons (12.24%). When classified by continents, Asia had the highest demand with 645 persons (87.76%), followed by Europe with 90 persons (12.24%).

Top five in-demand jobs for Thai workers



1. IBS installer
146 persons



2. Welder
131 persons



3. Massage staff
100 persons

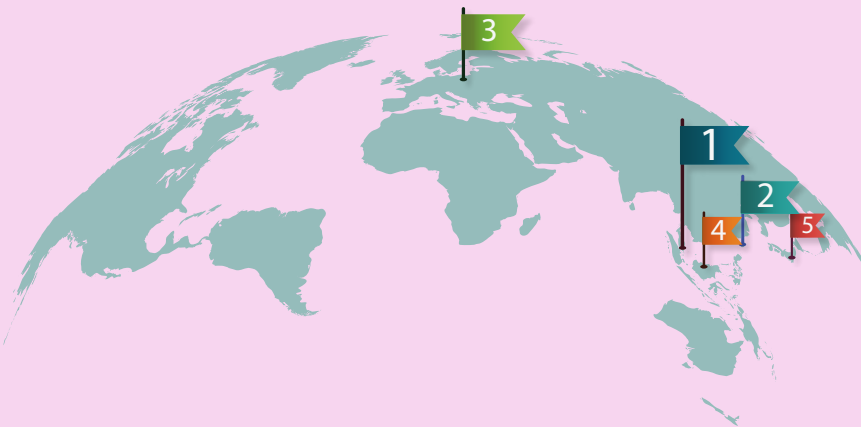


4. Manufacturing worker
93 persons



5. Labour
57 persons

Top five countries needing Thai workers the most



1	Malaysia	431 persons
2	Taiwan	150 persons
3	Poland	90 persons
4	Brunei	40 persons
5	Japan	24 persons

Top five in-demand jobs classified by continents

Asia 645 persons



1. IBS installer
2. Massage staff
3. Manufacturing worker
4. Welder
5. Labour



Europe 90 persons



1. Welder
2. Pipeline worker
3. Foreman (Construction)
4. Foreman (Crane signal)
5. Foreman (Scaffolding)



Source : Overseas Employment Administration Division

4. Labour Immigration : Foreign Workers

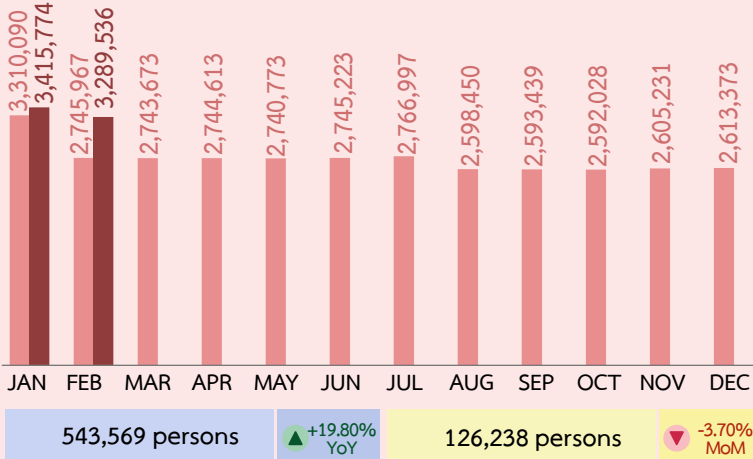


As of February 2024, there were 3,289,536 foreign workers in Thailand, consisting of 3,021,143 general workers (Myanmar, Laotian, Cambodian and Vietnamese) (91.84%), 178,725 skilled foreign workers (5.43%), and 89,668 minorities/lifetime worker permits (2.73%).

In addition, 25,525 new foreign workers were permitted to work, classified as: 13,539 positions of MOU (53.04%), 6,531 positions of General type (25.59%), 1,826 positions of Daily or Seasonal workers (7.15%), 2,174 positions of Minorities group (8.52%) and 1,455 positions of BOI (5.70%).

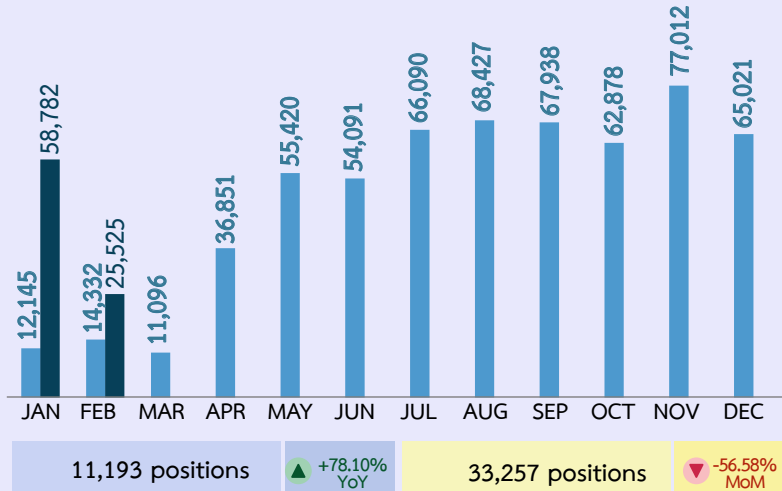
Stock of foreign workers

● 2023 ● 2024 Unit : Person




Flow of foreign workers

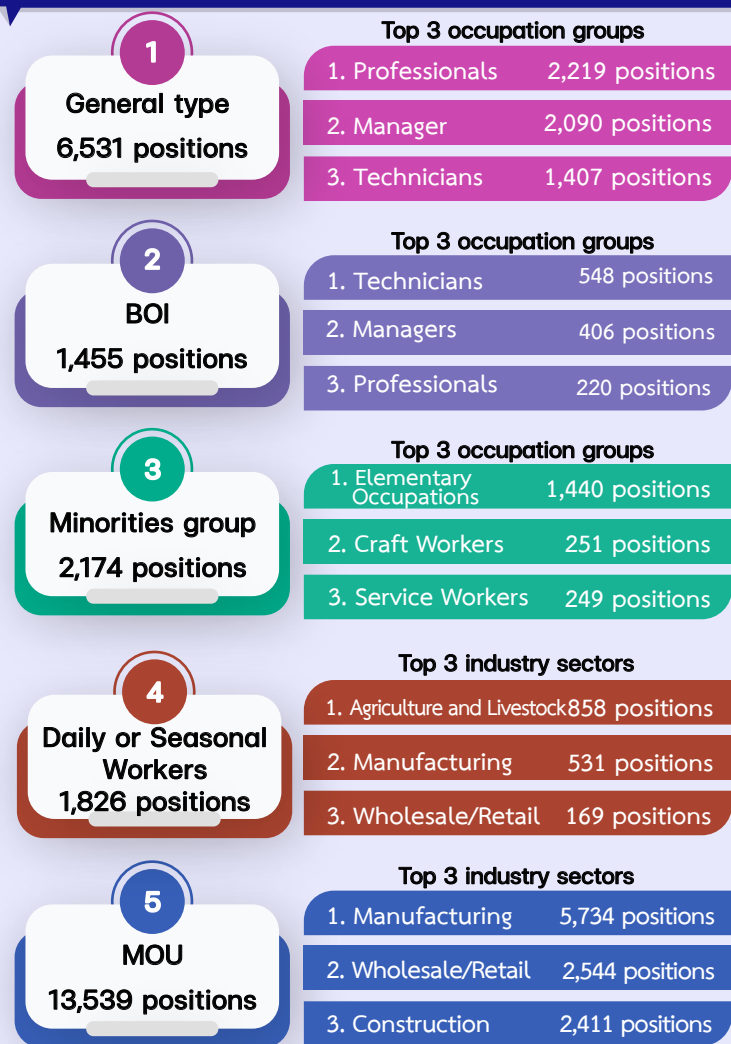
● 2023 ● 2024 Unit : Position



Stock of foreign workers by group



Flow of foreign workers by type



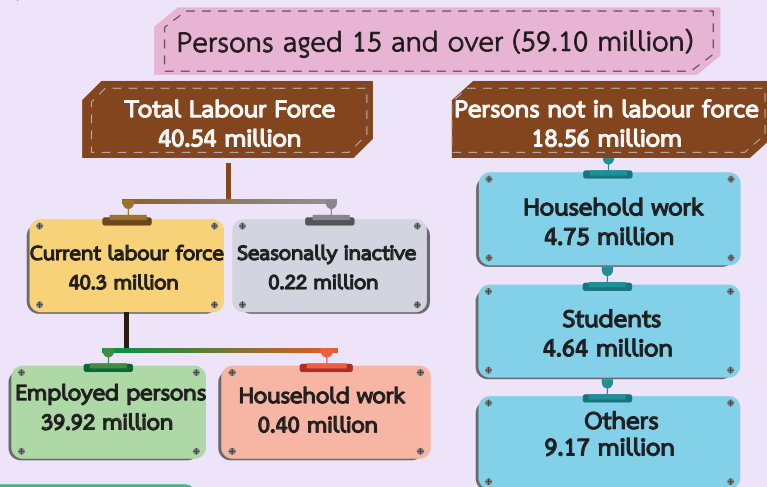
Source: Foreign Workers Administration Office

5. Labour Force : Thai Labour Force Survey

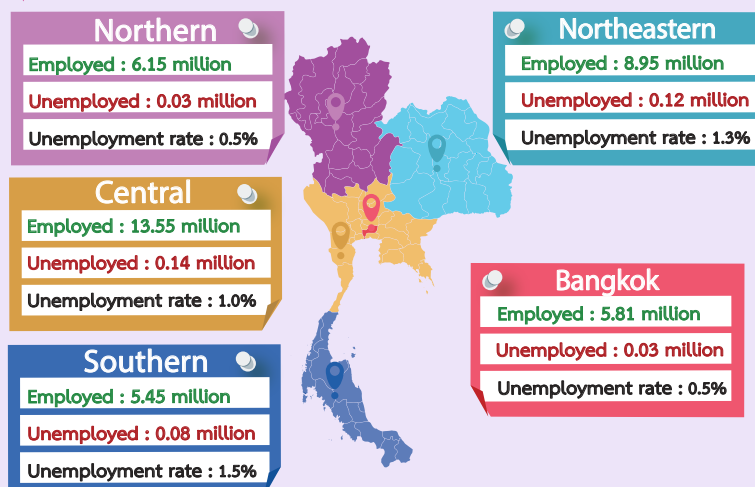


According to the National Statistical Office survey in February 2024, there were 59.10 million persons aged 15 and over. Among these, 40.54 million persons were in the labour force, with 39.92 million persons employed, 3.99 hundred thousand persons unemployed (1.0% unemployment rate), and 2.2 hundred thousand were seasonally inactive labour force.

Population structure (Feb,2024)



Employed and Unemployed Persons classified by Regions



Employed Persons (39.92 million)

Feb 2023	: 39.91 million	▲ +0.02% YoY
Jan 2024	: 39.13 million	▲ +2.01% MoM

Unemployed Persons (0.39 million)

Unemployment rate 1.0%

Feb 2023	: 0.36 million	▲ +11.45% YoY
Jan 2024	: 0.43 million	▼ -7.63% MoM

Agriculture
11.06 million


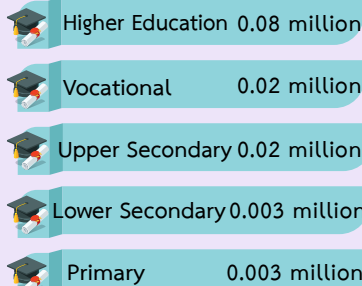
Non-Agriculture
28.86 million

Top 6 Non-Agriculture (Unit : million persons)



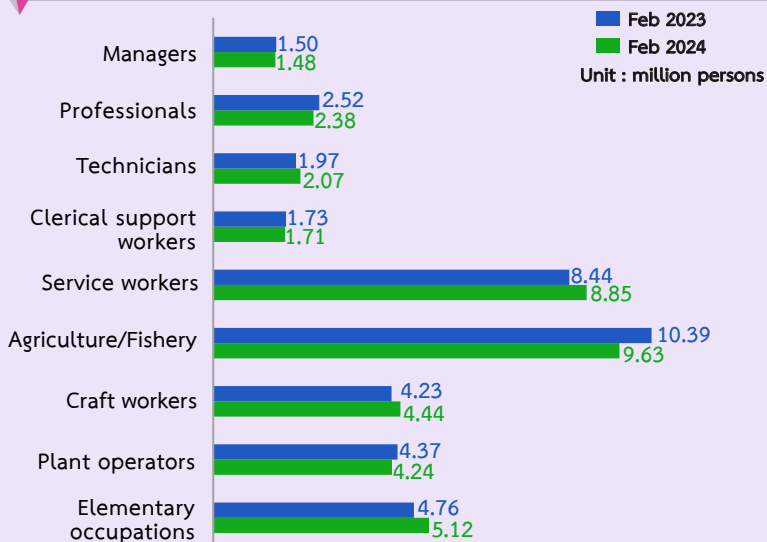
Without work experience
0.18 million

Having work experiences
0.22 million

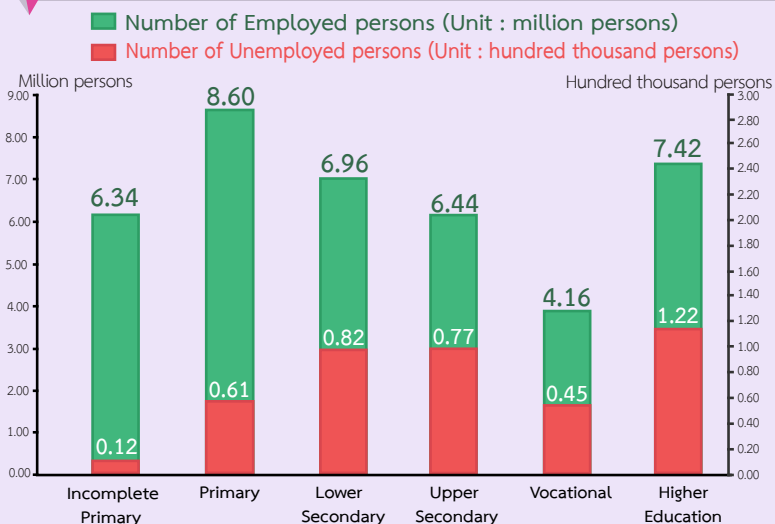


*Including other education and unknown level of education.

Employed persons by occupation groups



Education levels



Source : National Statistical Office

6. Registration of Unemployment Insurers



In February 2024, there were 86,236 registered insured persons from unemployment via the DOE. This number had increased from the previous year by 366 persons (0.43%). The group consisted of 38,143 males (44.23%) and 48,093 females (55.75%). The majority resigned (83.13%), with reasons including changing jobs, self-employment, respite, or due to sickness.

The Registered Persons in February 2024 (86,236 persons)

Resignation
71,691 persons
(83.13%)

Female
41,115 persons
(57.35%)

Male
30,576 persons
(42.65%)

Causes of resignation

1.	Changing jobs	37,273 persons
2.	Self-employment	20,689 persons
3.	Respite	7,869 persons
4.	Sickness	5,860 persons

Dismissal
11,751 persons
(13.63%)

Male
6,239 persons
(53.09%)

Female
5,512 persons
(46.91%)

Causes of dismissal

1.	Staff reduction	5,242 persons
2.	Termination of contract	4,321 persons
3.	Out of business	2,188 persons

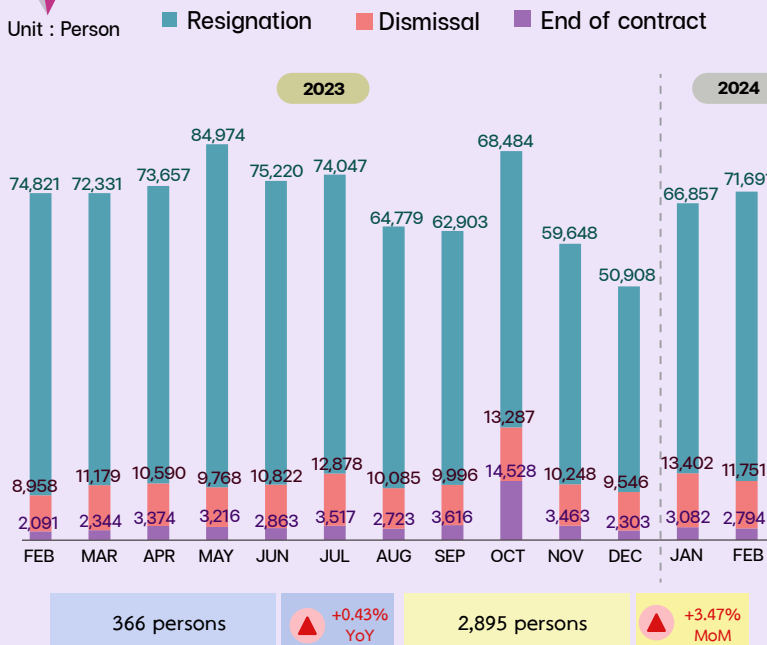
End of contract
2,794 persons
(3.24%)

Female
1,466 persons
(52.47%)

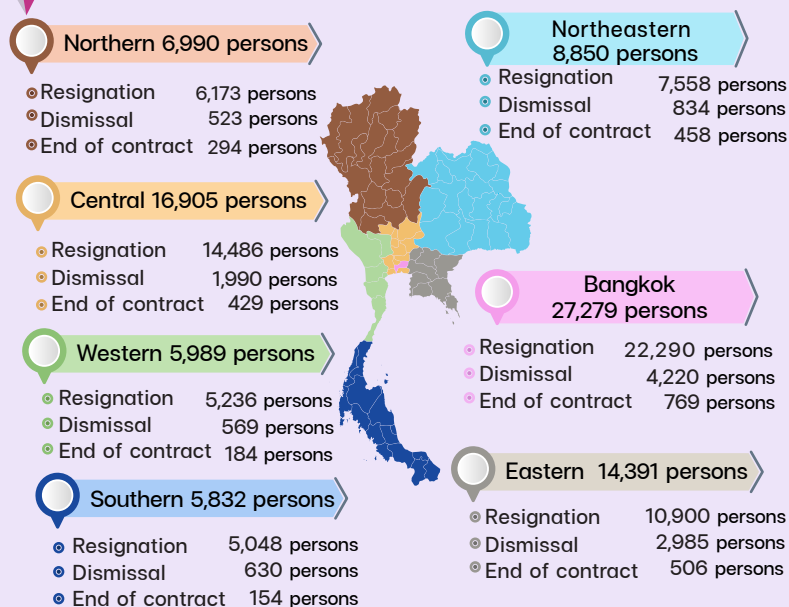
Male
1,328 persons
(47.53%)



The number of insured persons in case of unemployment monthly from 2023-2024



The number of insured persons in case of unemployment, classified by region



Source : DOE Data Center, Department of Employment, Ministry of Labour

Thai Labour Market Journal Feedback



SCAN

CLICK

Form displayed on a smartphone screen. The header reads 'กรมการจ้างงาน' (Department of Employment) and 'สถานการณ์ตลาดแรงงานรายเดือน' (Monthly Labour Market Situation). The title of the form is 'แบบสอบถามความพึงพอใจต่อวารสารสถานการณ์ตลาดแรงงานรายเดือน' (Survey on Satisfaction with the Monthly Labour Market Situation Journal). The form contains several sections: 'ตอนที่ 1 สถานภาพทั่วไปของผู้ตอบแบบสอบถาม' (Section 1: General Information of the Respondent), '1.1 ประเภทหน่วยงานของผู้รับบริการข้อมูลข่าวสารตลาดแรงงาน *' (1.1: Type of service provider organization for labour market information), a list of organization types with radio buttons, 'ระบุชื่อหน่วยงาน *' (Specify organization name *), 'ตอนที่ 2 ความคิดเห็นเกี่ยวกับการผลิตและเผยแพร่วารสารสถานการณ์ตลาดแรงงานรายเดือน' (Section 2: Opinions on the production and publication of the monthly labour market situation journal), and '2.1 ท่านเห็นวารสารสถานการณ์ตลาดแรงงาน สามารถนำไปใช้ประโยชน์ต่อท่านหรือหน่วยงานของท่านมากน้อยเพียงใด' (2.1: How useful do you find the monthly labour market situation journal for you or your organization?).

@LMl of Thailand

Thai Labour Market Information

<https://www.doe.go.th/prd/lmia>

0 2246 7870 lmiofthailand@doe.go.th

Labour Market Information Administration Division,
Department of Employment
Mitmaitri Road, Din Daeng District,
Bangkok 10400

Organizers

Consultants

Somchai Morakotsriwan
Sipmuenchai Pothisin

Director-General, Department of Employment
Deputy Director-General, Department of Employment

Authors

Thanaporn Suwanno
Kiattisak Thanala
Piyanooch Buapen
Nadsitang Phawadee
Ampawan Chaona
Saroat Phungneat
Thitima Ninpunk
Kornrawit Mitkaew
Angkana Wandao

Director, Labour Market Information Administration Division
Labour Specialist, Senior Professional Level
Labour Specialist, Professional Level
Labour Specialist, Practitioner Level
Labour Specialist
Labour Specialist
Labour Specialist
Statistician
Labour officer

Translator

Wasuthorn Phurieksuwan Labour Specialist, Practitioner Level

