

# Thai Labour Market Journal

Vol No.33 Issue No.2 February, 2025



- **Labour Demand (January 2025)**  
**38,654 vacancies**
- **Thai workers working overseas**  
**had increased by 19.62% (YoY)**
- **Employed persons 39.41 million**  
**Unemployed persons 0.375 million**
- **The insured persons who**  
**registered unemployment via**  
**DOE were 84,599 persons.**

## CONTENT

- 1. Labour Demand (DOE)**
- 2. Labour Emigration**
- 3. Demand for Thai workers employed overseas**
- 4. Labour Immigration**
- 5. Investment Situation**
- 6. Labour Force : Thai Labour Force Survey**
- 7. Registration of Unemployment Insures**

## Editorial

In January 2025, Thai labour market had 39.41 million employed, 3.75 hundred thousand unemployed, and 84,599 insured individuals registered as unemployed with the DOE. The primary cause of unemployment was resignation (78.61%). Employers reported 38,654 job vacancies through the DOE, Thai workers employed overseas increased by 19.62%, while foreign workers in Thailand decreased by 1.67%.

Please follow the further information at  
Website : <https://www.doe.go.th/prd/lmi>

# Labour Demand : Labour Requirement via DOE

In January 2025, employers/companies reported their labour requirement via DOE about 38,654 vacancies. The highest demand was 14,762 vacancies at the vocational level and diploma (38.19%), followed by 13,105 vacancies at the secondary level (33.90%), 5,925 vacancies at the primary level and lower (15.33%), and 4,862 vacancies at the bachelor's degree and higher (12.58%)

**Job Vacancies**  
38,654 vacancies

Jan 24 : 76,611 vacancies

YoY  
-49.55%

Dec 24 : 36,621 vacancies

MoM  
+5.55%

**Job Seekers**  
23,573 persons

Jan 24 : 21,078 persons

YoY  
+11.84%

Dec 24 : 24,347 persons

MoM  
-3.18%

**Job Placements**  
14,968 persons

Jan 24 : 15,134 persons

YoY  
-1.10%

Dec 24 : 15,936 persons

MoM  
-6.07%

## Labour demand classified by economic sectors

**Agriculture Sector**  
602 vacancies

Top 3

1. Cultivation
2. Fisheries and aquaculture
3. Forestry and logging

**Manufacturing Sector**  
16,199 vacancies

Top 3

1. Food products
2. Computer Products
3. Rubber and Plastic Products

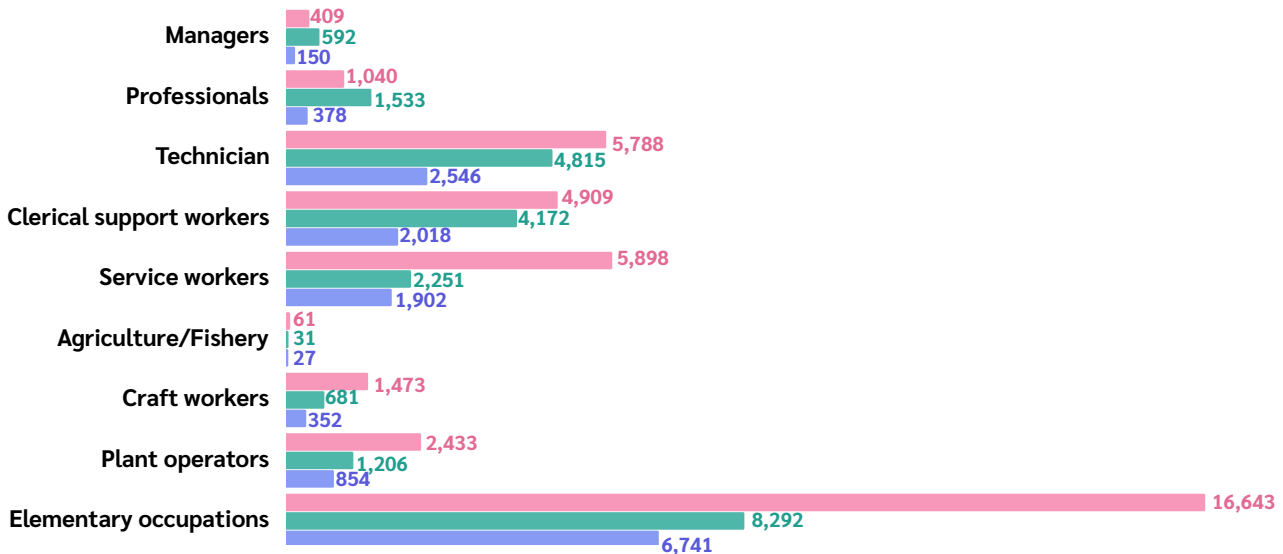
**Service/Trade Sector**  
21,853 vacancies

Top 3

1. Wholesale
2. Retail
3. Employment activities

## Job Vacancies, Job Seekers and Job Placements classified by occupation groups

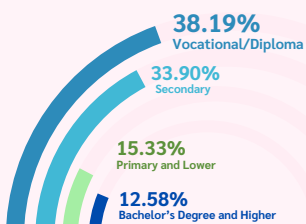
● Labour Demand (vacancy) ● Job Seekers (person) ● Job Placements (person)



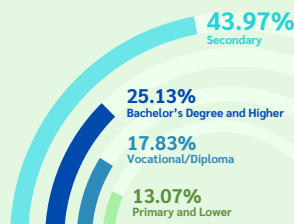
## Job Vacancies, Job Seekers and Job Placements classified by education levels

■ Primary and Lower ■ Secondary ■ Vocational/Diploma ■ Bachelor's Degree and Higher

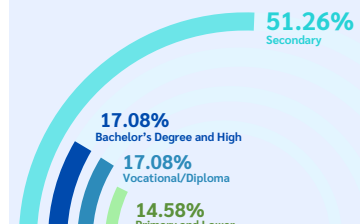
### Job Vacancies



### Job Seekers



### Job Placements



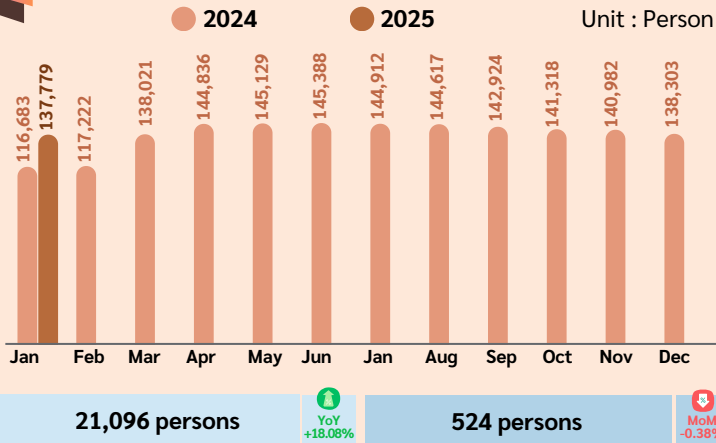
Source : Department of Employment

# Labour Emigration : Thai workers working overseas

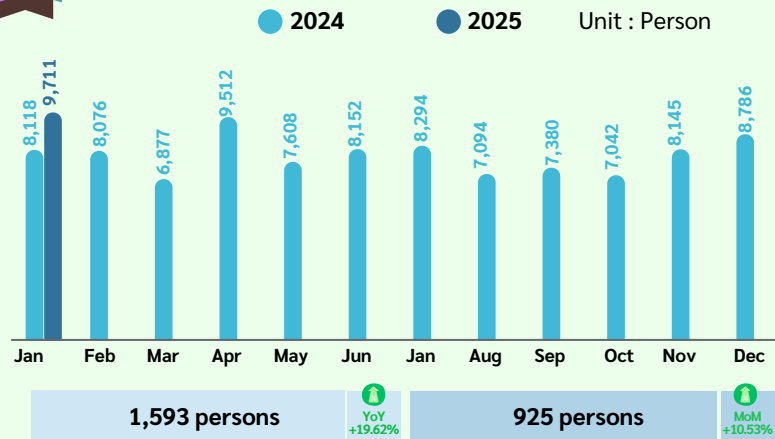
In January 2025, 137,779 Thai workers were employed overseas. The top three destination countries were Taiwan, Republic of Korea, and Israel. The most in-demand jobs were elementary occupations, including agricultural workers, metal product manufacturing workers, and industrial workers.

There were 9,711 job seekers permitted to go overseas for employment, with 5,464 job seekers classified into five channels of overseas employment. Among them, the arrangement of DOE had the highest number with 2,247 persons (23.14%), and re-entry permits for work had 4,247 persons (43.73%). The top job field were agricultural and fishery workers with 2,471 persons (25.45%)

## Stock of Thai workers employed overseas



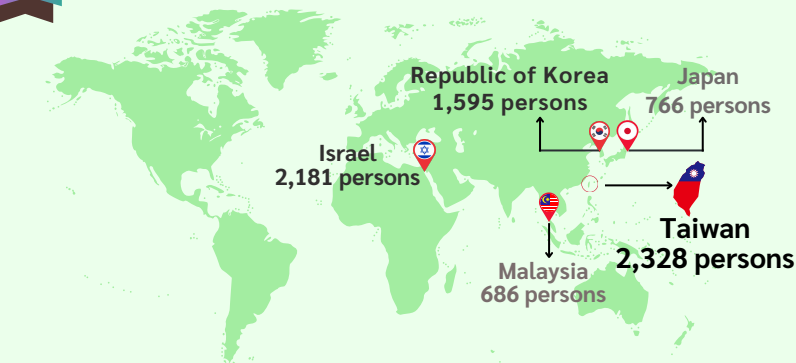
## Permission for working overseas



## Top five countries by stock of Thai workers employed overseas

01	Taiwan	59,064 persons
02	Republic of Korea	20,835 persons
03	Israel	17,518 persons
04	Japan	17,381 persons
05	Singapore	2,837 persons

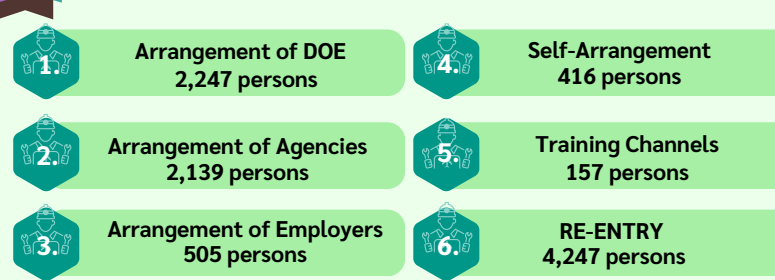
## Top five countries by flow of Thai workers employed overseas



## Classified by continents



## Classified by channels of overseas employment



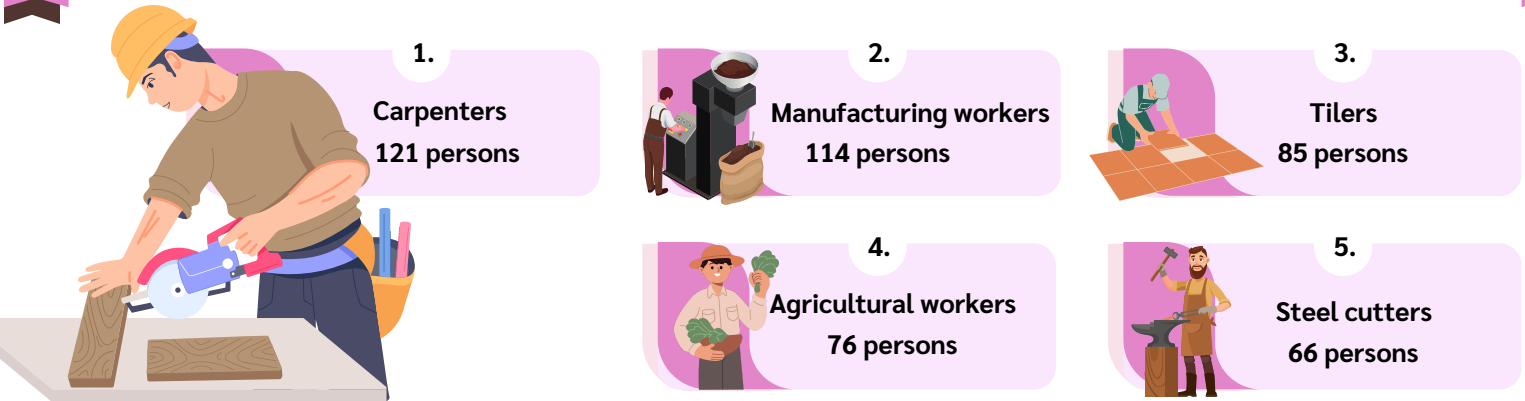
## Classified by classification of occupations



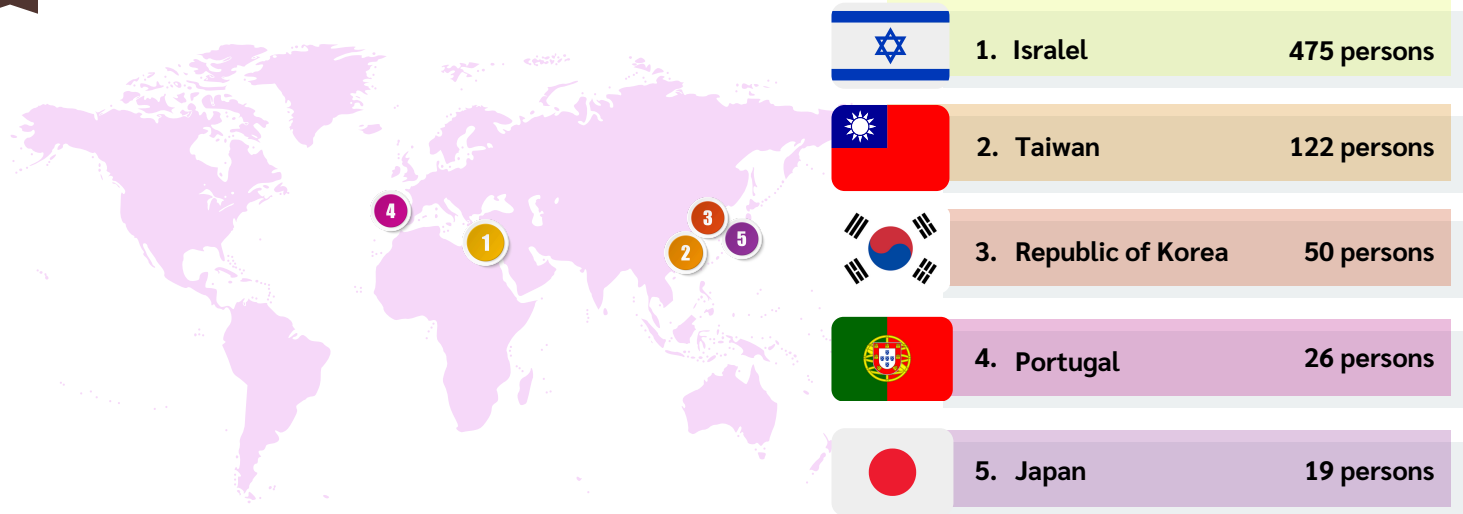
# Demand for Thai workers employed overseas

In January 2025, employers/companies reported a total demand of 692 Thai workers employed overseas through agencies and DOE. Of these, 577 were male (83.38%), 85 were female (12.28%), and gender was not specified for 30 persons (4.34%). The most in-demand job was carpenters with 121 persons (17.49%), followed by manufacturing workers with 114 persons (16.47%) and tilers with 85 persons (7.94%). The countries that were in-demand for Thai workers included 475 persons (68.64%) going to Israel, followed by 122 persons (17.63%) to Taiwan and 50 persons (7.23%) going to Republic of Korea. The most in-demand continents was Middle East countries with 475 persons (68.64%).

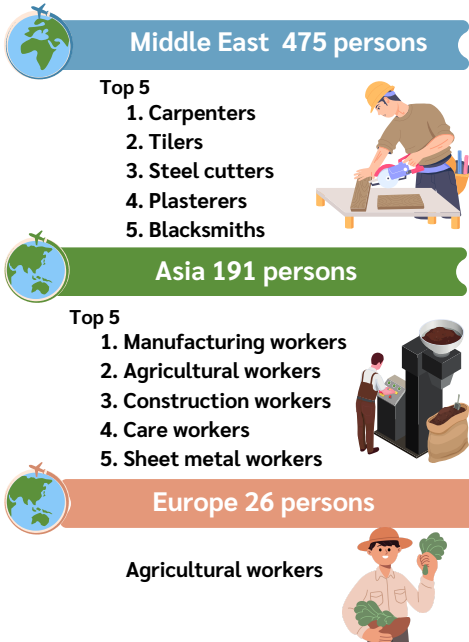
## Top five occupations in-demand for Thai workers



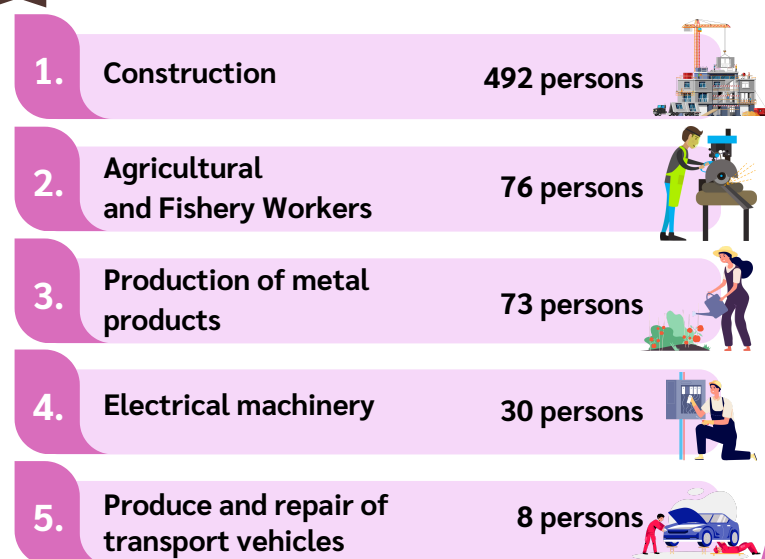
## Top five countries in-demand for Thai workers



## Top occupations in-demand for Thai workers classified by continents



## Top five industries in-demand for Thai workers



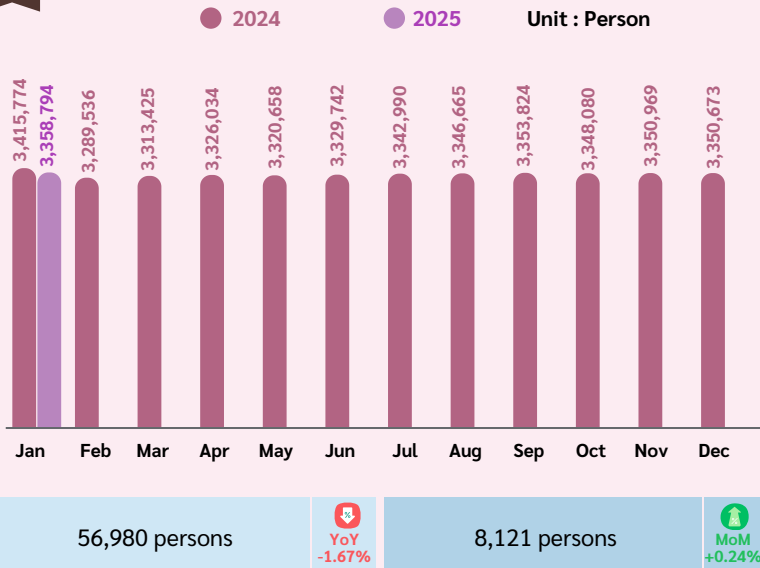
Source : Overseas Employment Administration Division

# Labour Immigration : Foreign Workers

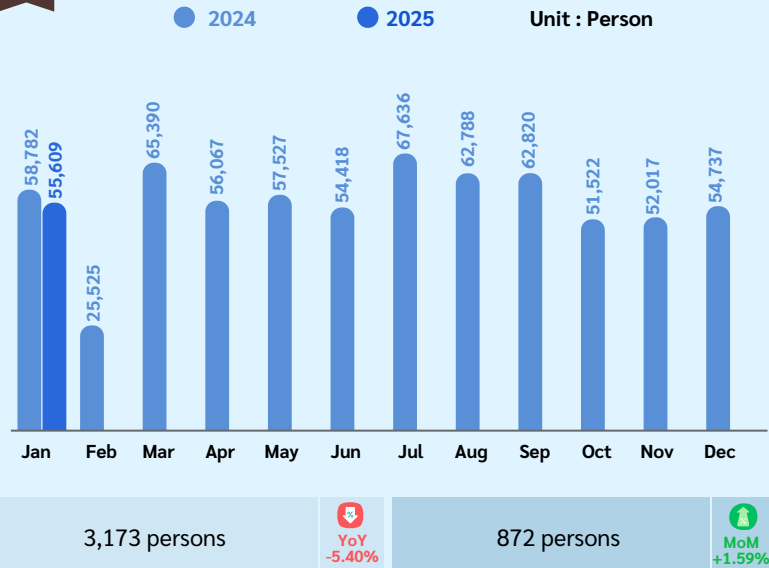
As of January 2025, there were 3,358,794 foreign workers in Thailand, consisting of 3,076,732 general workers (Myanmar, Laotian, Cambodian and Vietnamese) (91.60%), 187,287 skilled foreign workers (5.58%), and 94,775 minorities/lifetime worker permits (2.82%).

In January 2025, 55,609 new foreign workers were permitted to work, classified as: 38,851 persons of MOU (69.86%), 7,900 persons of Daily or Seasonal workers (14.21%), 6,190 persons of General type (11.13%), 1,357 persons of Minorities group (2.44%) and 1,311 persons of BOI (2.36%).


## Stock of foreign workers



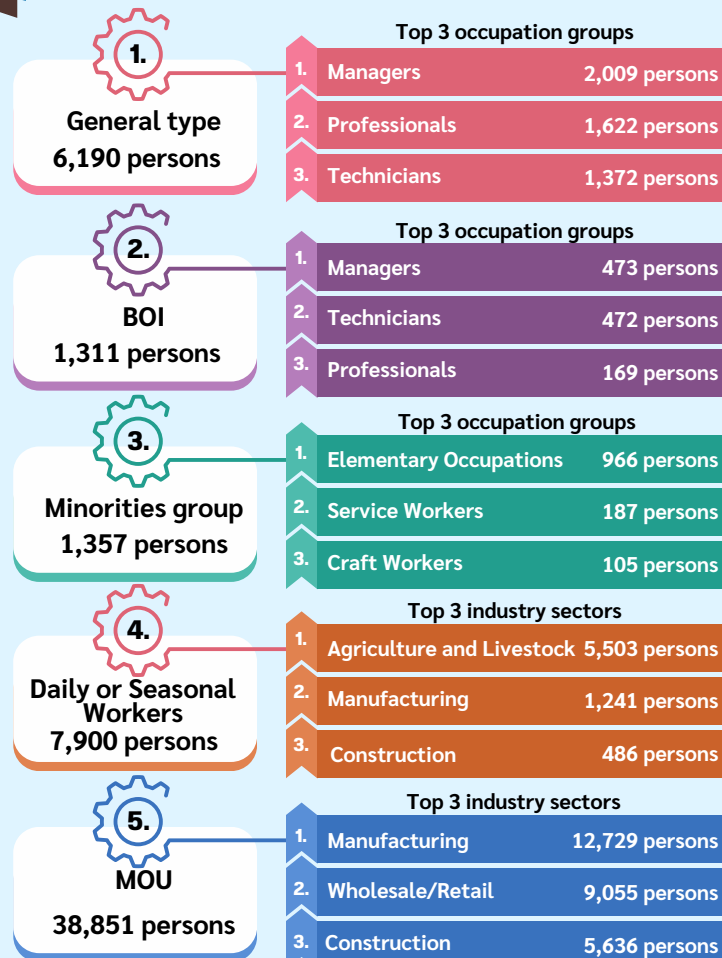
## Flow of foreign workers



## Stock of foreign workers by groups



## Flow of foreign workers by types



Source: Foreign Workers Administration Office

# Investment Situation

In January 2025, 147 industrial factories received permission to operate their businesses, an increase of 1.38% year-on-year (YoY). These factories created 6,257 jobs, with 3,880 male employees (62.01%) and 2,377 female employees (37.99%). The total investment amounted to 18,119.94 million baht, a decline of 9.70% YoY. Bangkok and its surrounding areas had the highest number of approved factories, with 44 factories, creating 1,072 jobs (17.13% of total employment)



**New permission  
147 factories**

Top 3

1. Production of concrete products
2. Turning, drilling, and welding
3. Cold storage factory



**Expansion  
14 factories**

Top 3

1. Production of petroleum products
2. Production of metal mold
3. Production of synthetic resin



**Closure  
42 factories**

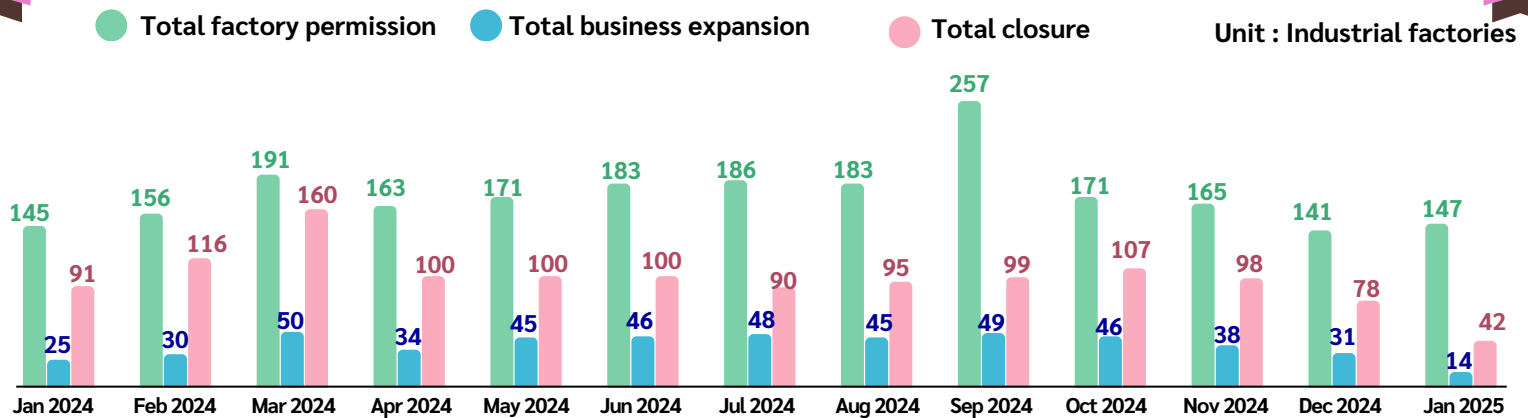
Top 3

1. Production of petroleum products
2. Production of concrete products
3. Weaving or yarn preparation

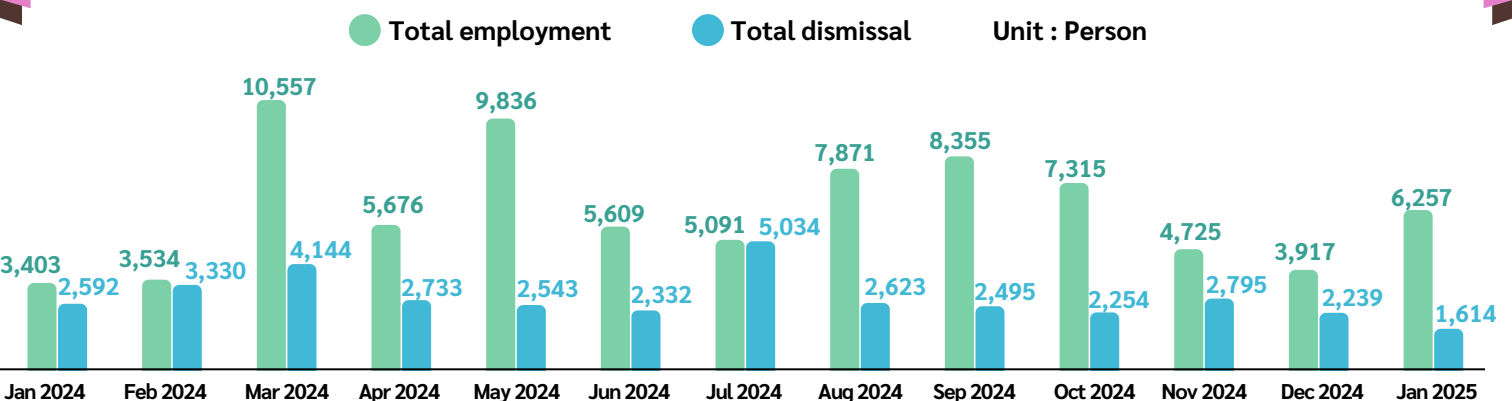
## Number of industrial factories, total investment, and employment from 2024-2025

Factory size	Number of industrial factories	Investment (million bahts)	Employment (employees)		
			Male	Female	Total
Small Industrial Factories (employees do not exceed 50)	123	5,199.48	1,258	486	1,744
Medium Industrial Factories (employees exceed 50 but do not exceed 200)	21	6,767.05	1,195	771	1,966
Large Industrial Factories (employees exceed 200)	3	6,153.41	1,427	1,120	2,547
<b>Total</b>	<b>147</b>	<b>18,119.94</b>	<b>3,880</b>	<b>2,377</b>	<b>6,257</b>

## Total factory permission, business expansion, and closure from 2024-2025



## Total employment, and dismissals from 2024-2025




# Labour Force : Thai Labour Force Survey

According to the National Statistical Office survey in January 2025, there were 59.34 million persons aged 15 and over. Among these, 40.03 million persons were in the labour force, with 39.41 million persons employed, 3.75 hundred thousand persons unemployed (0.9% unemployment rate), and 0.25 million persons were seasonally inactive labour force.

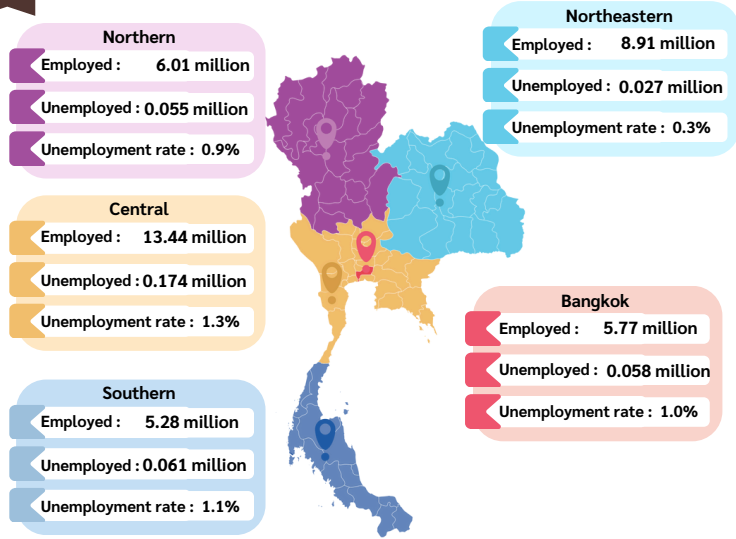
## Population structure

Persons aged 15 and over (59.34 million)



\* Others : Young, Elderly, Illness, Retirement, Disability incapable of work

## Employed and Unemployed Persons classified by Regions




## Employed Persons (39.41 million)



## Unemployed Persons (0.375 million, 0.9% unemployment rate)


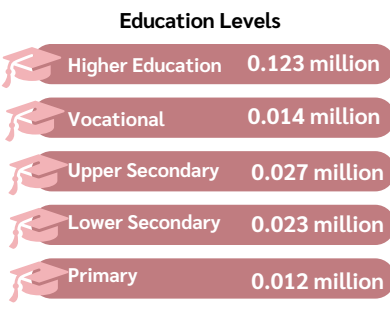


### Top 6 Non-Agriculture (Unit : million persons)



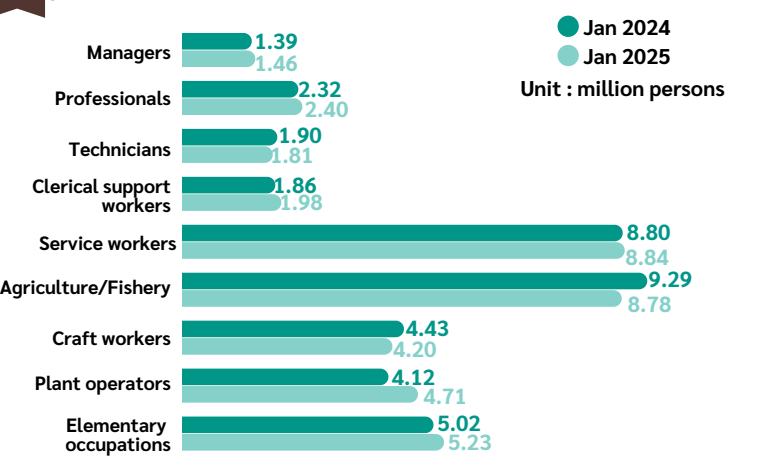
## Without work experience (0.223 million)

## Having work experiences (0.152 million)

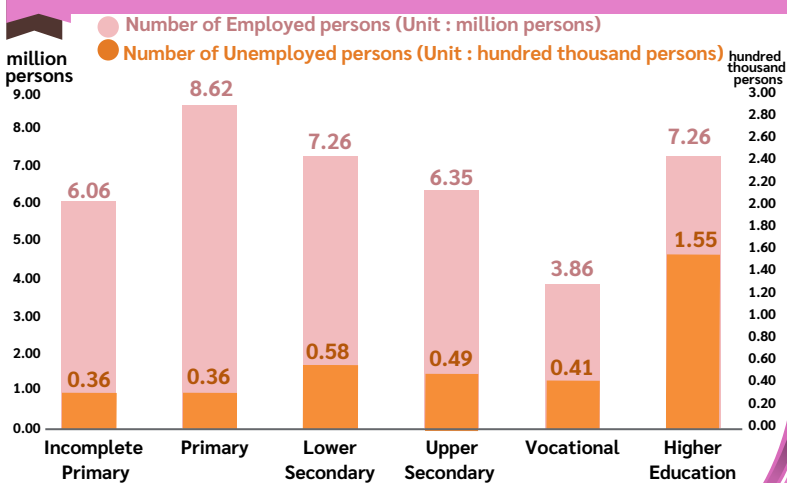


\* Not included no education/lower primary and unknown

## Employed persons by occupation groups



## Education levels



# Registration of Unemployment Insurers

In January 2025, there were 84,599 registered insured persons from unemployment via the DOE. This number had increased from the previous year by 1,258 persons (1.51%). The group consisted of 37,953 males (44.86%) and 46,646 females (55.14%). The majority resigned (78.61%), with reasons including changing jobs, self-employment, respite, or due to sickness.

## The Registered Persons in January 2025 (84,599 persons)

**Resignation**  
66,506 persons  
(78.61%)



**Female**  
37,752 persons  
(56.76%)



**Male**  
28,754 persons  
(43.24%)

### Causes of resignation

1. Changing jobs: 33,962 persons
2. Self-employment: 18,966 persons
3. Respite: 7,499 persons
4. Sickness: 6,079 persons

**Dismissal**  
14,683 persons  
(17.36%)



**Male**  
7,535 persons  
(51.32%)



**Female**  
7,148 persons  
(48.68%)

### Causes of dismissal

1. Staff reduction: 6,589 persons
2. Termination of contract: 4,911 persons
3. Out of business: 3,183 persons

**End of contract**  
3,410 persons  
(4.03%)



**Female**  
1,746 persons  
(51.20%)

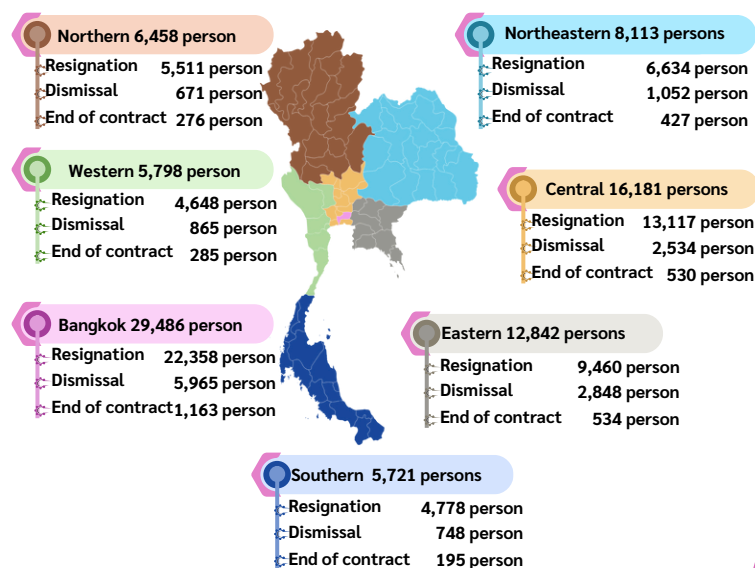
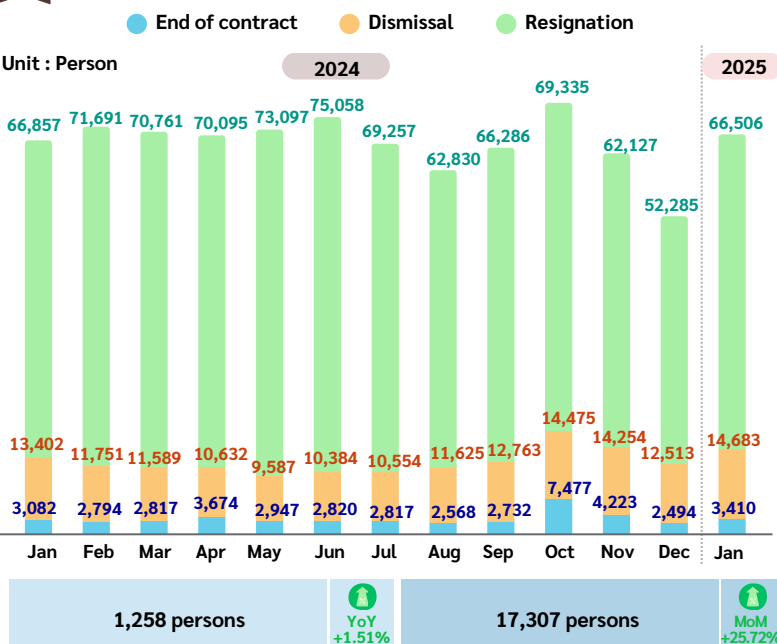


**Male**  
1,664 persons  
(48.80%)



The number of insured persons in case of unemployment monthly from 2024-2025

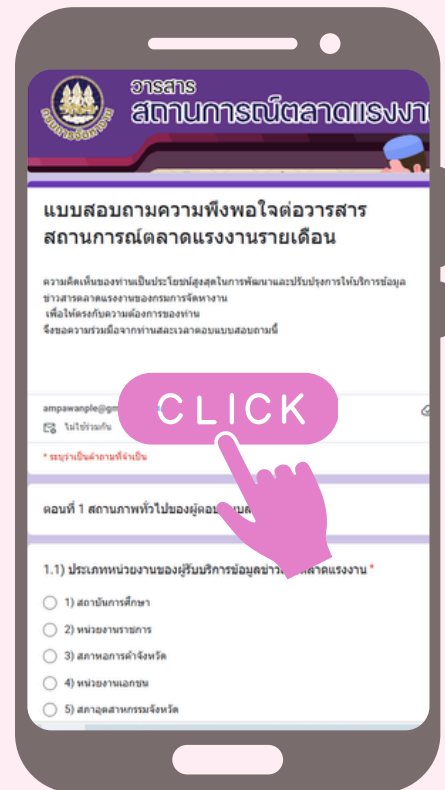
The number of insured persons in case of unemployment, classified by regions



Source : DOE Data Center, Department of Employment, Ministry of Labour

# Thai Labour Market Journal Feedback

SCAN ME



@LMInfofThailand



Thai Labour Market Information

## Organizers

### Consultants

**Somchai Morakotsriwan**  
**Sipmuenchai Pothisin**  
**Mongkol Songkram**  
**Wichit Intharajaroen**

**Director-General, Department of Employment**  
**Deputy Director-General, Department of Employment**  
**Deputy Director-General, Department of Employment**  
**Deputy Director-General, Department of Employment**

### Authors

**Suchitra Khajonkidakarn**  
**Nuttanun Rojanaprapop**  
**Piyanooch Buapen**  
**Nadsitang Phawadee**  
**Supalerk Karnchom**  
**Nuttasit Mitkaew**  
**Ampawan Chaona**  
**Saroat Phungneat**  
**Thitima Ninpurk**  
**Angkana Wandao**

**Director, Labour Market Information Administration Division**  
**Labour Specialist, Professional Level**  
**Labour Specialist, Professional Level**  
**Labour Specialist, Professional Level**  
**Labour Specialist, Practitioner Level**  
**Statistician**  
**Labour Specialist**  
**Labour Specialist**  
**Labour Specialist**  
**Labour Officer**

### Translator

**Wasuthorn Phurieksuwan**

**Labour Specialist, Practitioner Level**



Labour Market Information Administration Division