

Thai Labour Market Journal

Vol No.33 Issue No.3 March, 2025



- **Labour Demand (February 2025)**
38,965 vacancies
- **Thai workers working overseas**
had increased by 21.59% (YoY)
- **Employed persons 39.39 million**
Unemployed persons 0.315 million
- **The insured persons who**
registered unemployment via
DOE were 84,556 persons.

CONTENT

- 1. Labour Demand (DOE)**
- 2. Labour Emigration**
- 3. Demand for Thai workers employed overseas**
- 4. Labour Immigration**
- 5. Investment Situation**
- 6. Labour Force : Thai Labour Force Survey**
- 7. Registration of Unemployment Insures**

Editorial

In February 2025, Thai labour market had 39.39 million employed, 3.15 hundred thousand unemployed, and 84,556 insured individuals registered as unemployed with the DOE. The primary cause of unemployment was resignation (83.21%). Employers reported 38,965 job vacancies through the DOE, Thai workers employed overseas increased by 21.59%, while foreign workers in Thailand increased by 2.94%.

Please follow the further information at
Website : <https://www.doe.go.th/prd/lmi>

Labour Demand : Labour Requirement via DOE

In February 2025, employers/companies reported their labour requirement via DOE about 38,965 vacancies. The highest demand was 14,700 vacancies at the vocational level and diploma (37.73%), followed by 12,668 vacancies at the secondary level (32.51%), 6,427 vacancies at the bachelor's degree and higher (16.49%), and 5,170 vacancies at the primary level and lower (13.27%).

Job Vacancies
38,965 vacancies

Feb 24 : 87,423 vacancies

YoY
-55.43%

Jan 25 : 38,654 vacancies

MoM
+0.80%

Job Seekers
26,241 persons

Feb 24 : 25,294 persons

YoY
+3.74%

Jan 25 : 23,573 persons

MoM
+11.32%

Job Placements
16,479 persons

Feb 24 : 16,508 persons

YoY
-0.18%

Jan 25 : 14,968 persons

MoM
+10.09%

Labour demand classified by economic sectors

Agriculture Sector
780 vacancies

Top 3

1. Cultivation
2. Fisheries and aquaculture
3. Forestry and logging

Manufacturing Sector
16,919 vacancies

Top 3

1. Food products
2. Computer Products
3. Manufacture of motor vehicles, trailers and semi-trailers

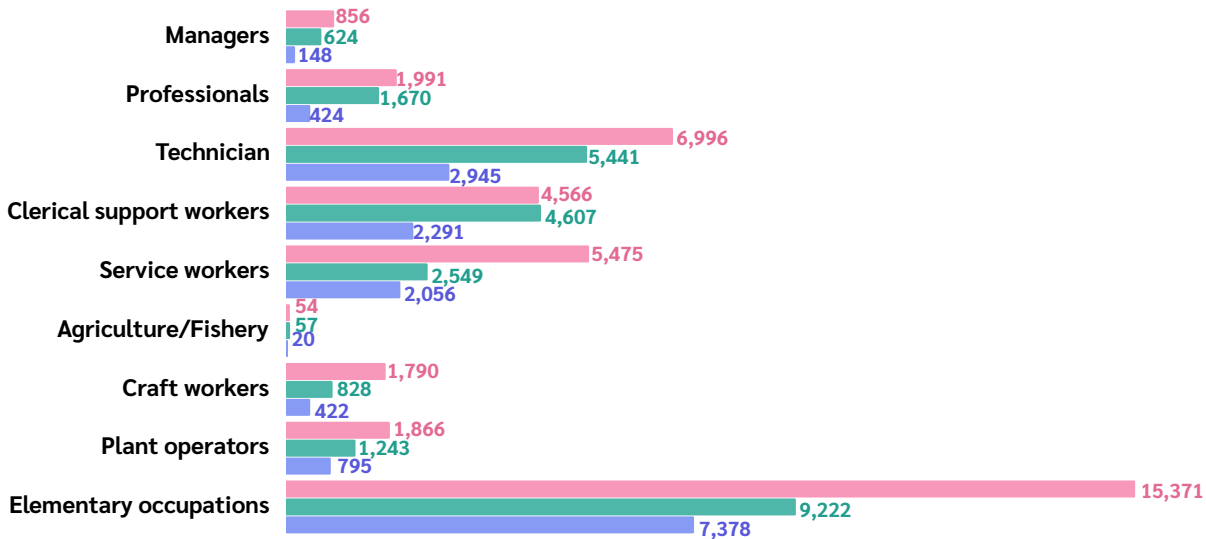
Service/Trade Sector
21,266 vacancies

Top 3

1. Wholesale
2. Retail
3. Food and beverage services

Job Vacancies, Job Seekers and Job Placements classified by occupation groups

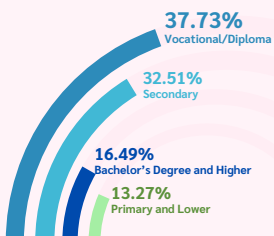
● Labour Demand (vacancy) ● Job Seekers (person) ● Job Placements (person)



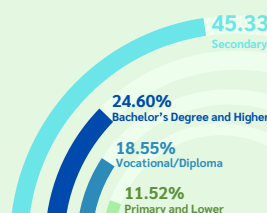
Job Vacancies, Job Seekers and Job Placements classified by education levels

■ Primary and Lower ■ Secondary ■ Vocational/Diploma ■ Bachelor's Degree and Higher

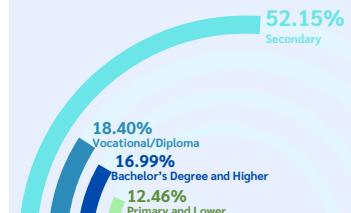
Job Vacancies



Job Seekers



Job Placements



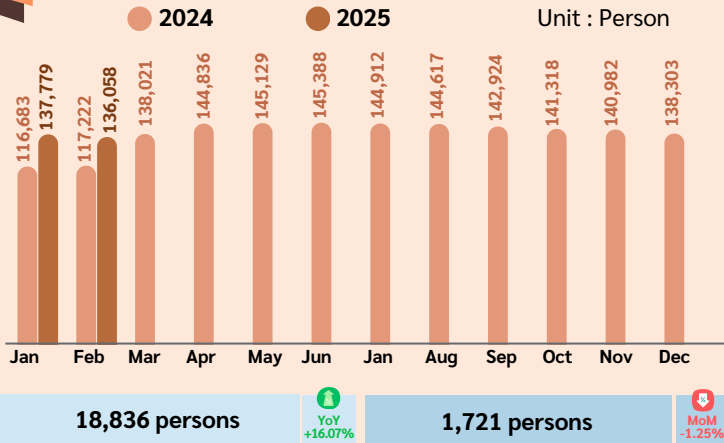
Source : Department of Employment

Labour Emigration : Thai workers working overseas

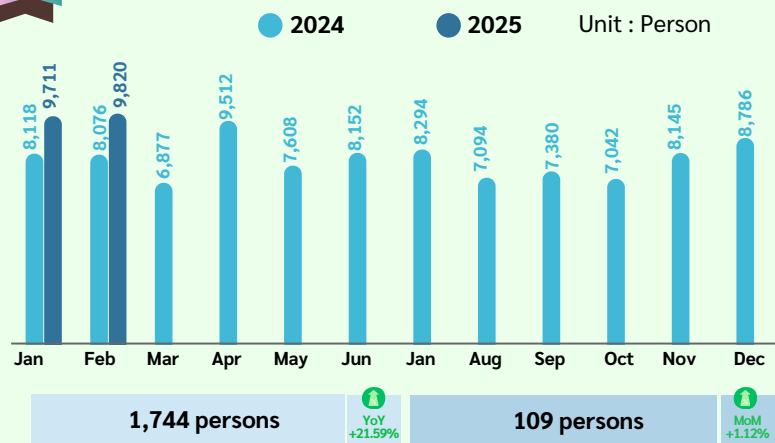
In February 2025, 136,058 Thai workers were employed overseas. The top three destination countries were Taiwan, Republic of Korea, and Israel. The most in-demand jobs were elementary occupations, including agricultural workers, metal product manufacturing workers, and industrial workers.

There were 9,820 job seekers permitted to go overseas for employment, with 5,431 job seekers classified into five channels of overseas employment. Among them, the arrangement of agencies had the highest number with 2,348 persons (23.91%), and re-entry permits for work had 4,389 persons (44.70%). The top job field were elementary occupations with 2,394 persons (24.38%)

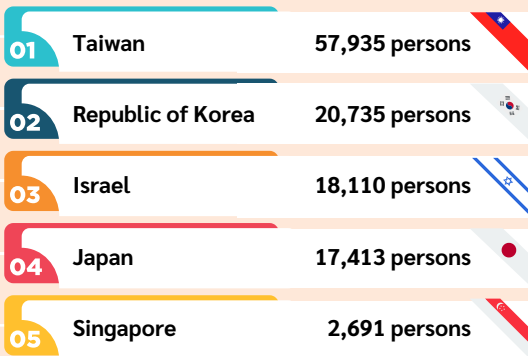
Stock of Thai workers employed overseas



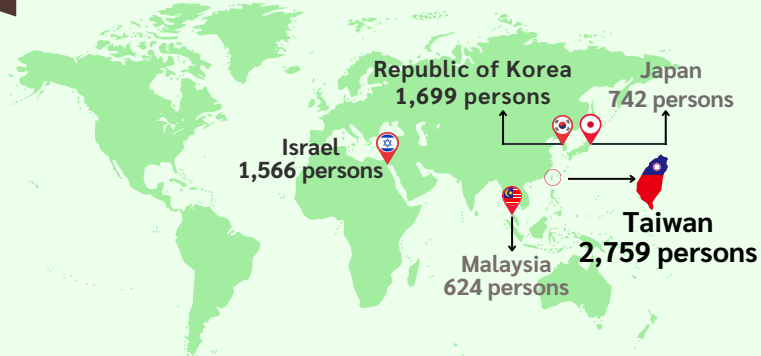
Permission for working overseas



Top five countries by stock of Thai workers employed overseas



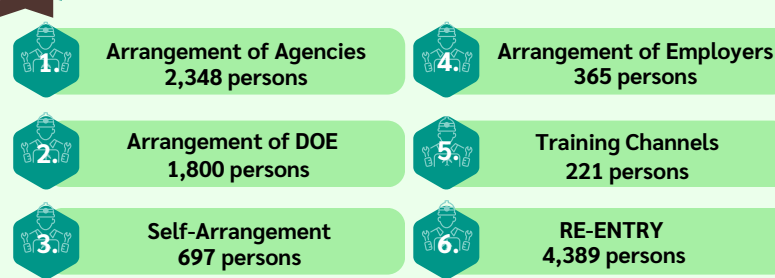
Top five countries by flow of Thai workers employed overseas



Classified by continents



Classified by channels of overseas employment



Classified by classification of occupations



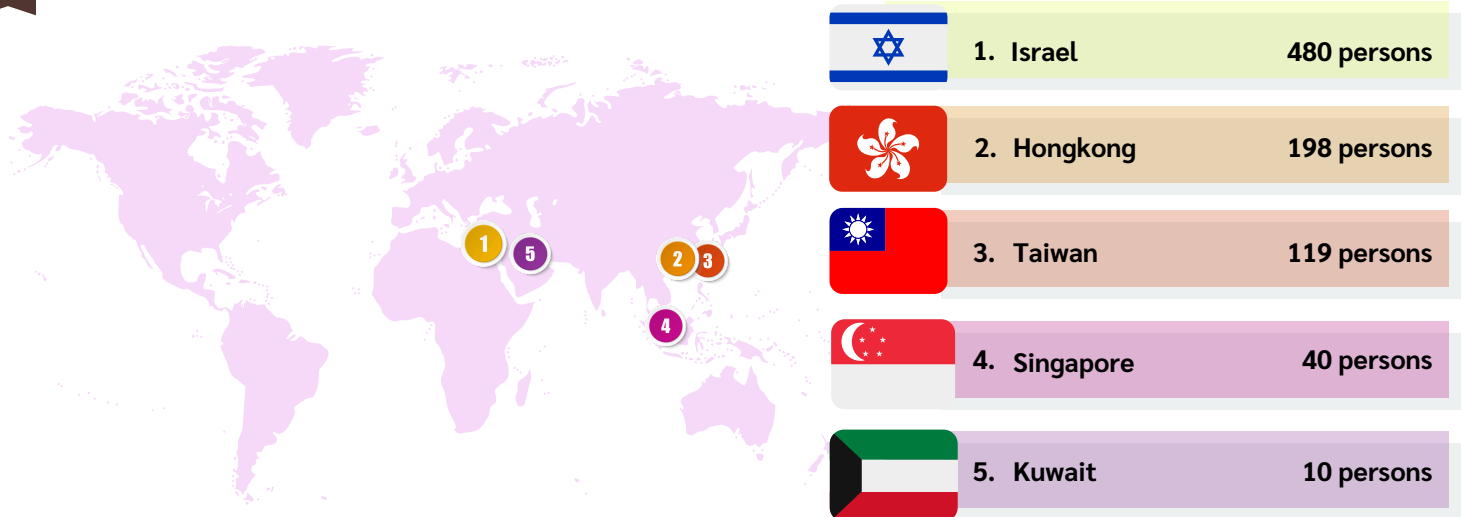
Demand for Thai workers employed overseas

In February 2025, employers/companies reported a total demand of 849 Thai workers employed overseas through agencies and DOE. Of these, 609 were male (71.73%), and gender was not specified for 240 persons (28.27%). The most in-demand job was assistant housekeepers with 198 persons (23.32%), followed by plasterers with 120 persons (14.13%) and manufacturing workers with 119 persons (14.02%). The countries that were in-demand for Thai workers included 480 persons (56.54%) going to Israel, followed by 198 persons (23.32%) to Hongkong and 119 persons (14.02%) going to Taiwan. The most in-demand continents was Middle East countries with 490 persons (57.71%).

Top five occupations in-demand for Thai workers



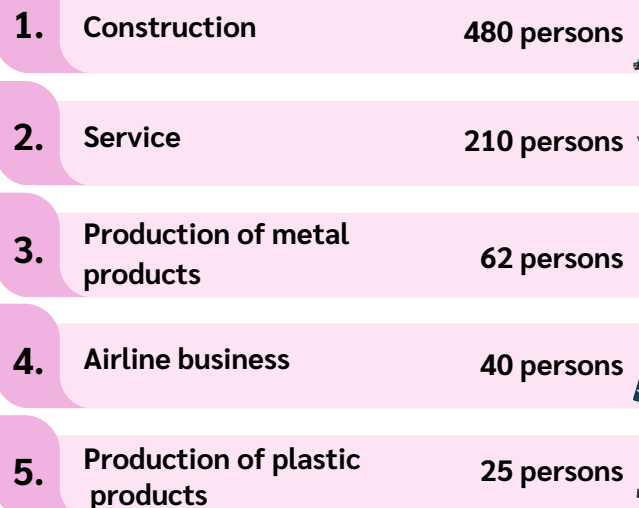
Top five countries in-demand for Thai workers



Top occupations in-demand for Thai workers classified by continents



Top five industries in-demand for Thai workers



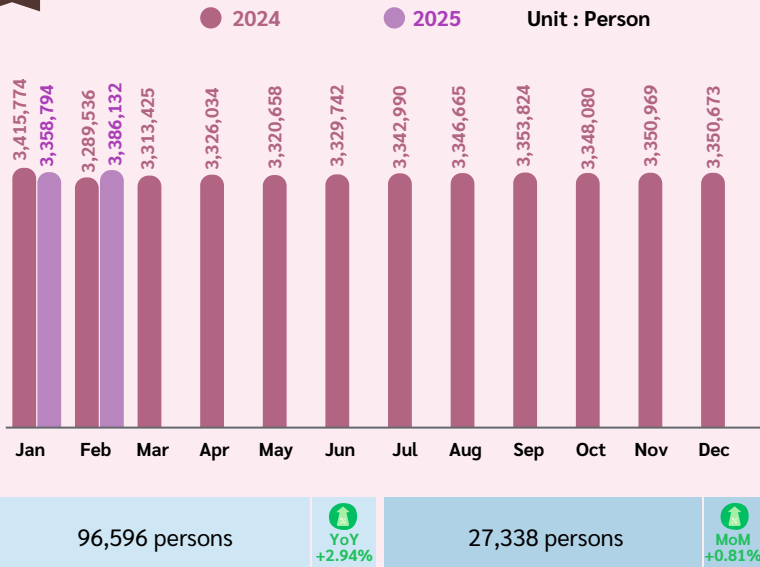
Source : Overseas Employment Administration Division

Labour Immigration : Foreign Workers

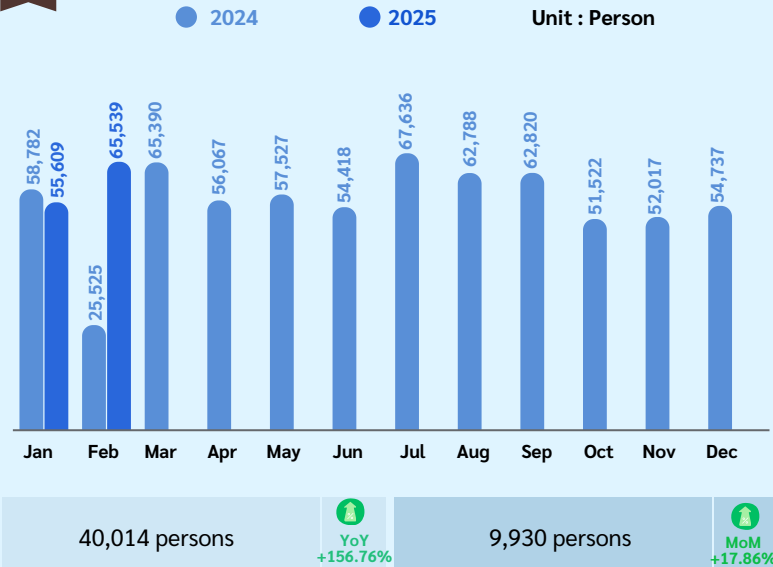
As of February 2025, there were 3,386,132 foreign workers in Thailand, consisting of 3,098,132 general workers (Myanmar, Laotian, Cambodian and Vietnamese) (91.49%), 192,465 skilled foreign workers (5.69%), and 95,535 minorities/lifetime worker permits (2.82%).

In February 2025, 65,539 new foreign workers were permitted to work, classified as: 48,494 persons of MOU (73.99%), 7,255 persons of General type (11.07%), 6,976 persons of Daily or Seasonal workers (10.64%), 1,721 persons of Minorities group (2.63%) and 1,093 persons of BOI (1.67%).


Stock of foreign workers



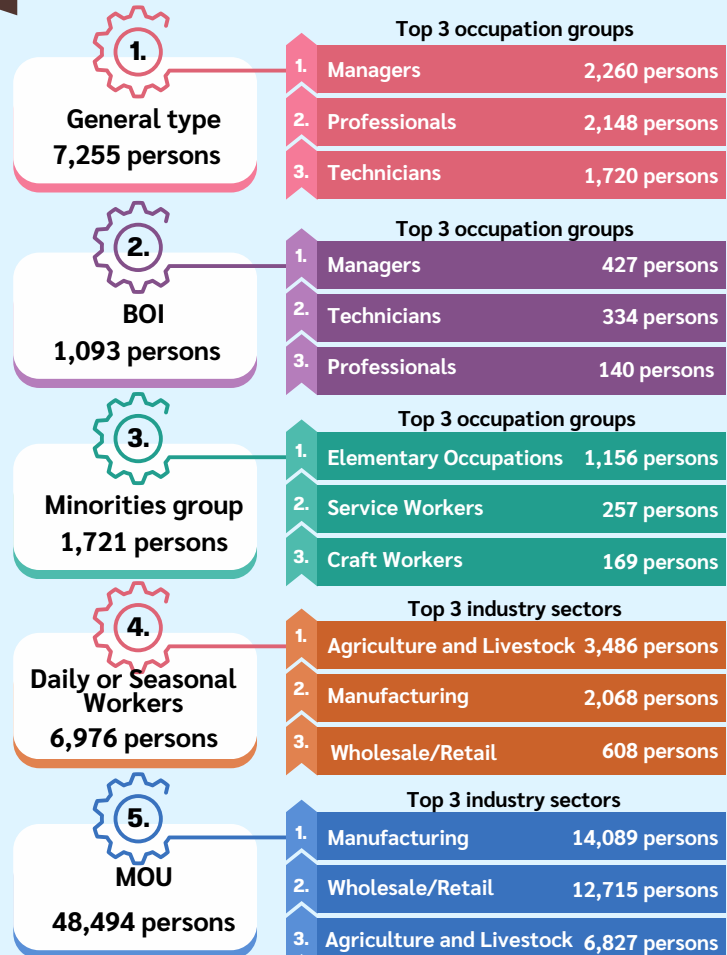
Flow of foreign workers



Stock of foreign workers by groups



Flow of foreign workers by types



Source: Foreign Workers Administration Office

Investment Situation

In February 2025, 144 industrial factories received permission to operate their businesses, a decrease of 7.69% year-on-year (YoY). These factories created 5,083 jobs, with 3,249 male employees (63.92%) and 1,834 female employees (36.08%). The total investment amounted to 22,858.73 million baht, an increase of 9.70% YoY. Bangkok and its surrounding areas had the highest number of approved factories, with 40 factories.



**New permission
144 factories**

Top 3

1. Production of concrete products
2. Solar power generation
3. Excavation and dredging of gravel, sand and soil



**Expansion
22 factories**

Top 3

1. Production of concrete products
2. Mixing petroleum products
3. Production of trailer and vehicle parts



**Closure
47 factories**

Top 3

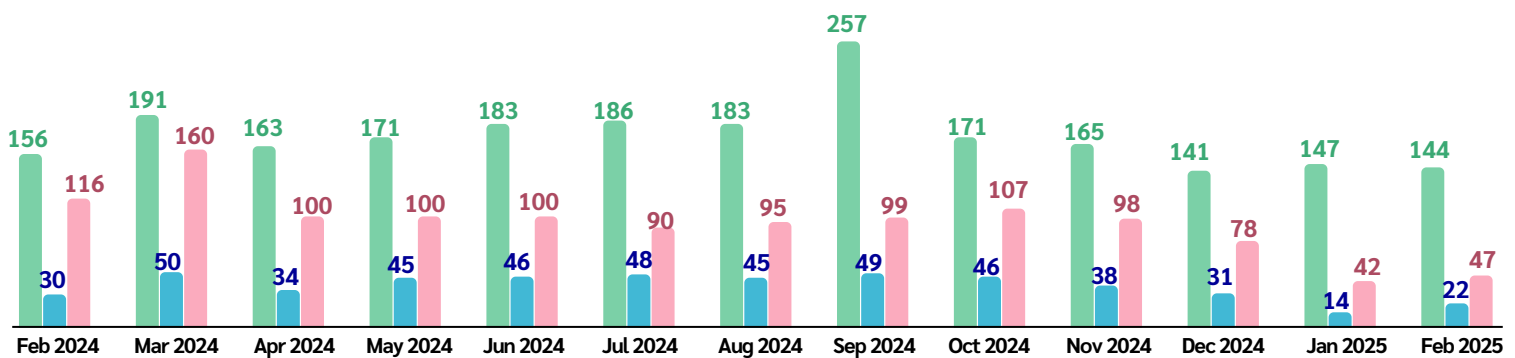
1. Excavation and dredging of gravel, sand and soil
2. Production of plastic tools
3. Sand suction

Number of industrial factories, total investment, and employment from 2024-2025

Factory size	Number of industrial factories	Investment (million bahts)	Employment (employees)		
			Male	Female	Total
Small Industrial Factories (employees do not exceed 50)	118	8,180.82	1,198	570	1,768
Medium Industrial Factories (employees exceed 50 but do not exceed 200)	22	11,847.91	1,234	779	2,013
Large Industrial Factories (employees exceed 200)	4	2,830.00	817	485	1,302
Total	144	22,858.73	3,249	1,834	5,083

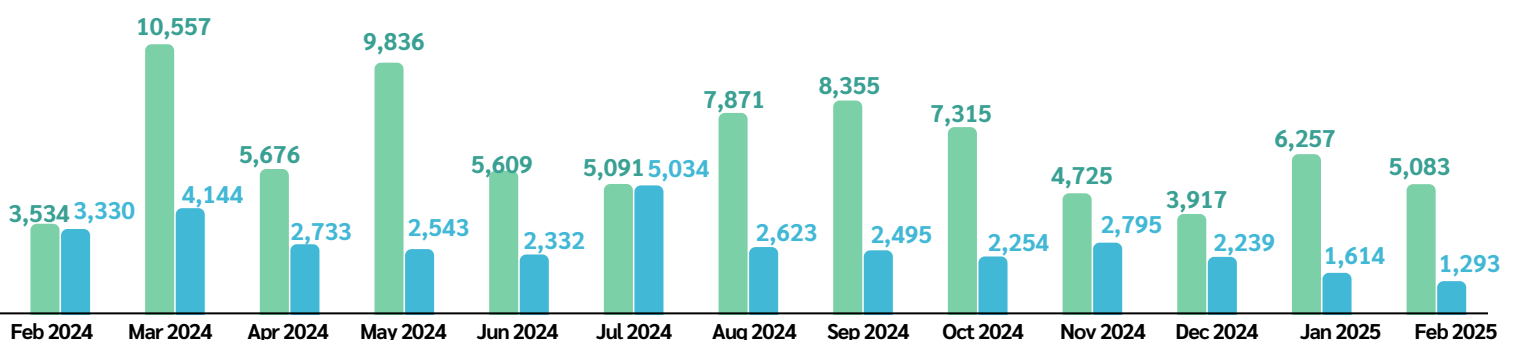
Total factory permission, business expansion, and closure from 2024-2025

● Total factory permission ● Total business expansion ● Total closure Unit : Industrial factories



Total employment, and dismissals from 2024-2025

● Total employment ● Total dismissal Unit : Person




Labour Force : Thai Labour Force Survey

According to the National Statistical Office survey in February 2025, there were 59.36 million persons aged 15 and over. Among these, 40.02 million persons were in the labour force, with 39.39 million persons employed, 3.15 hundred thousand persons unemployed (0.8% unemployment rate), and 0.32 million persons were seasonally inactive labour force.

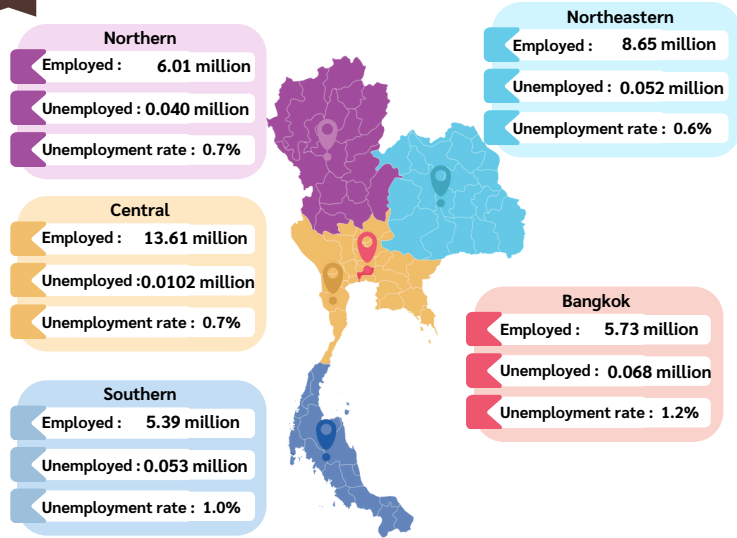
Population structure

Persons aged 15 and over
(59.36 million)



* Others : Young, Elderly, Illness, Retirement, Disability incapable of work

Employed and Unemployed Persons classified by Regions



Employed Persons (39.39 million)




Unemployed Persons (0.315 million, 0.8% unemployment rate)



Agriculture
10.78 million

Non-Agriculture
28.61 million

Top 6 Non-Agriculture (Unit : million persons)



Without work experience
0.145 million

Having work experiences
0.170 million

Male
0.086 million

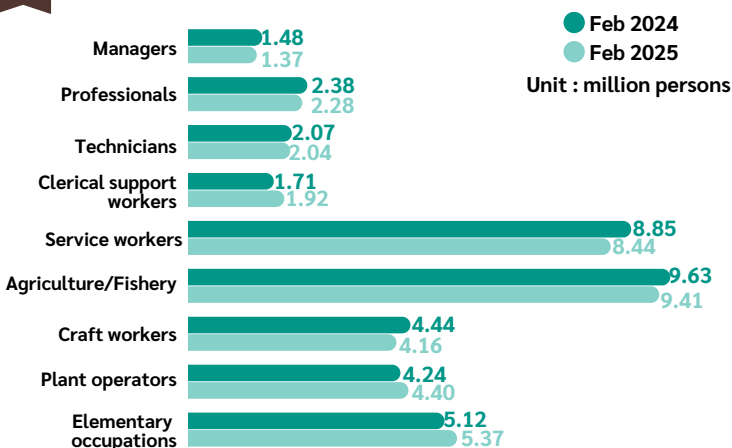
Female
0.059 million

Agriculture
0.010 million

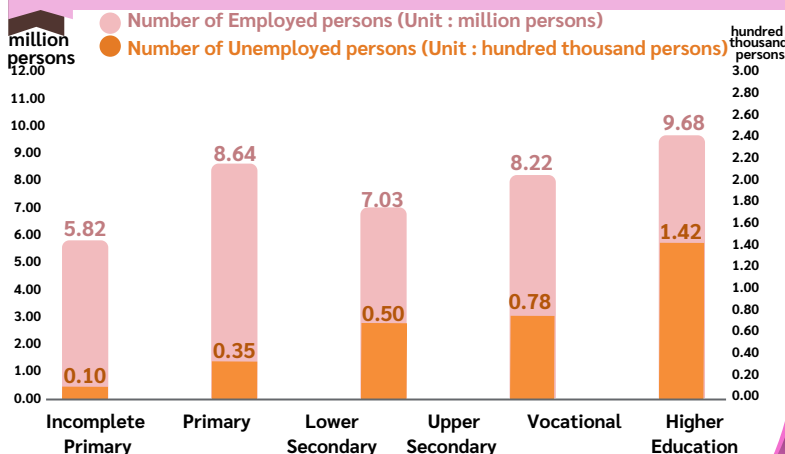
Manufacturing
0.046 million

Service and trade
0.114 million

Employed persons by occupation groups



Education levels



Registration of Unemployment Insurers

In February 2025, there were 84,556 registered insured persons from unemployment via the DOE. This number had decreased from the previous year by 1,680 persons (1.95%). The group consisted of 37,962 males (44.90%) and 46,594 females (55.10%). The majority resigned (83.21%), with reasons including changing jobs, self-employment, respite, or due to sickness.

The Registered Persons in February 2025 (84,556 persons)

Resignation
70,354 persons
(83.21%)



Female
39,692 persons
(56.42%)



Male
30,662 persons
(43.58%)

Causes of resignation

1. Changing jobs: 35,338 persons
2. Self-employment: 20,366 persons
3. Respite: 7,823 persons
4. Sickness: 6,827 persons

Dismissal
11,215 persons
(13.26%)



Male
5,833 persons
(52.01%)



Female
5,382 persons
(47.99%)

Causes of dismissal

1. Staff reduction: 5,002 persons
2. Termination of contract: 4,523 persons
3. Out of business: 1,690 persons

End of contract
2,987 persons
(3.53%)



Female
1,520 persons
(50.89%)

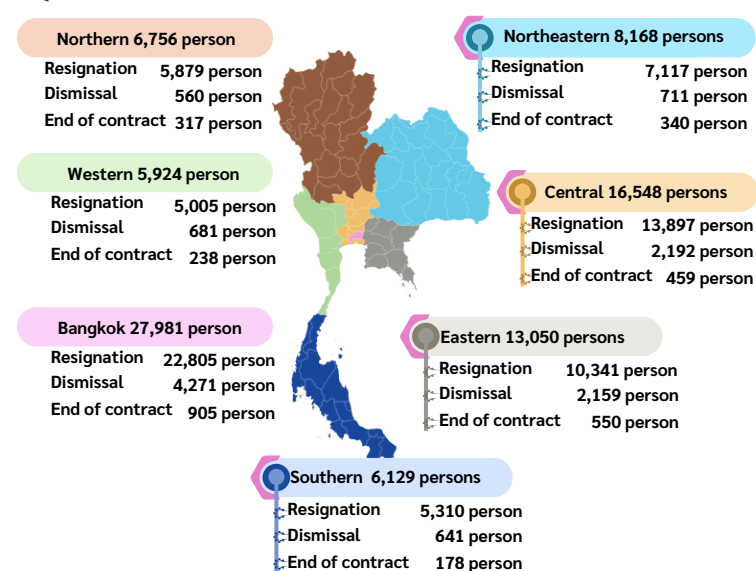
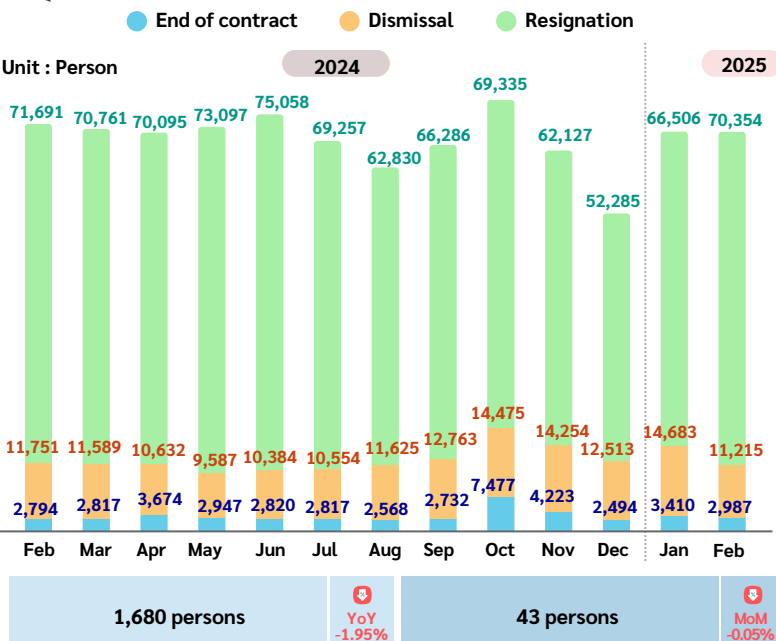


Male
1,467 persons
(49.11%)



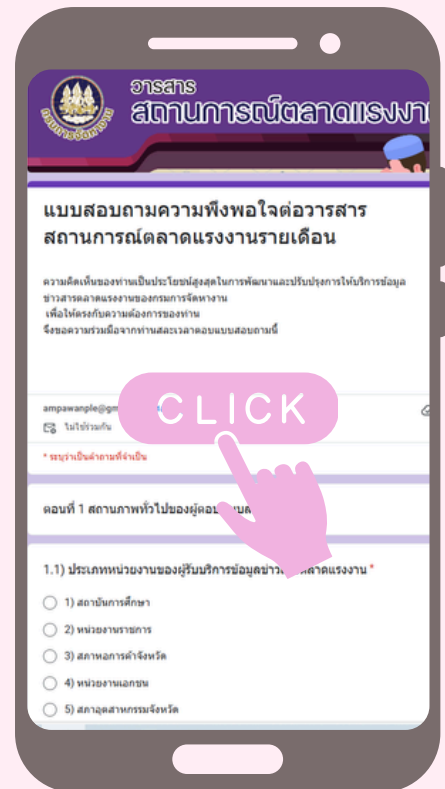
The number of insured persons in case of unemployment monthly from 2024-2025

The number of insured persons in case of unemployment, classified by regions



Thai Labour Market Journal Feedback

SCAN ME



@LMl of Thailand



Thai Labour Market Information

Organizers

Consultants

Somchai Morakotsriwan
Sipmuenchai Pothisin
Mongkol Songkram
Wichit Intharajaroen

Director-General, Department of Employment
Deputy Director-General, Department of Employment
Deputy Director-General, Department of Employment
Deputy Director-General, Department of Employment

Authors

Suchitra Khajonkidakarn
Dararat Kesontham
Nuttanun Rojanaprapop
Piyanooch Buapen
Nadsitang Phawadee
Supalerk Karnchom
Nuttasit Mitkaew
Ampawan Chaona
Saroat Phungneat
Thitima Ninpurk
Angkana Wandao

Director, Labour Market Information Administration Division
Labour Specialist, Professional Level
Labour Specialist, Professional Level
Labour Specialist, Professional Level
Labour Specialist, Professional Level
Labour Specialist, Practitioner Level
Statistician
Labour Specialist
Labour Specialist
Labour Specialist
Labour Officer

Translator

Wasuthorn Phurieksuwan

Labour Specialist, Practitioner Level