

Thai Labour Market Journal

Vol No.33 Issue No.5 May, 2025



- **Labour Demand (April 2025)**
46,210 vacancies
- **Thai workers working overseas**
had increased by 7.82% (YoY)
- **Employed persons 38.97 million**
Unemployed persons 0.399 million
- **The insured persons who**
registered unemployment via
DOE were 85,362 persons.

CONTENT

- 1. Labour Demand (DOE)**
- 2. Labour Emigration**
- 3. Demand for Thai workers employed overseas**
- 4. Labour Immigration**
- 5. Investment Situation**
- 6. Labour Force : Thai Labour Force Survey**
- 7. Registration of Unemployment Insures**

Editorial

In April 2025, Thai labour market had 38.97 million employed, 3.99 hundred thousand unemployed, and 85,362 insured individuals registered as unemployed with the DOE. The primary cause of unemployment was resignation (80.35%). Employers reported 46,210 job vacancies through the DOE, Thai workers employed overseas increased by 7.82%, while foreign workers in Thailand increased by 23.02%.

Please follow the further information at
Website : <https://www.doe.go.th/prd/lmi>

Labour Demand : Labour Requirement via DOE

In April 2025, employers/companies reported their labour requirement via DOE about 46,210 vacancies. The highest demand was 15,981 vacancies at the vocational level and diploma (34.58%), followed by 14,714 vacancies at the secondary level (31.84%), 10,801 vacancies at the bachelor's degree and higher (23.37%), and 4,714 vacancies at the primary level and lower (10.21%).

Job Vacancies
46,210 vacancies

Apr 24 : 75,402 vacancies

YoY
-38.72%

Mar 25 : 44,660 vacancies

MoM
+3.47%

Job Seekers
23,478 persons

Apr 24 : 24,596 persons

YoY
-4.55%

Mar 25 : 26,124 persons

MoM
-10.13%

Job Placements
16,076 persons

Apr 24 : 15,646 persons

YoY
+2.75%

Mar 25 : 17,028 persons

MoM
-5.59%

Labour demand classified by economic sectors

Agriculture Sector
935 vacancies

Top 3

1. Cultivation
2. Forestry and logging
3. Fisheries and aquaculture

Manufacturing Sector
14,391 vacancies

Top 3

1. Food products
2. Manufacture of motor vehicles, trailers and semi-trailers
3. Computer Products

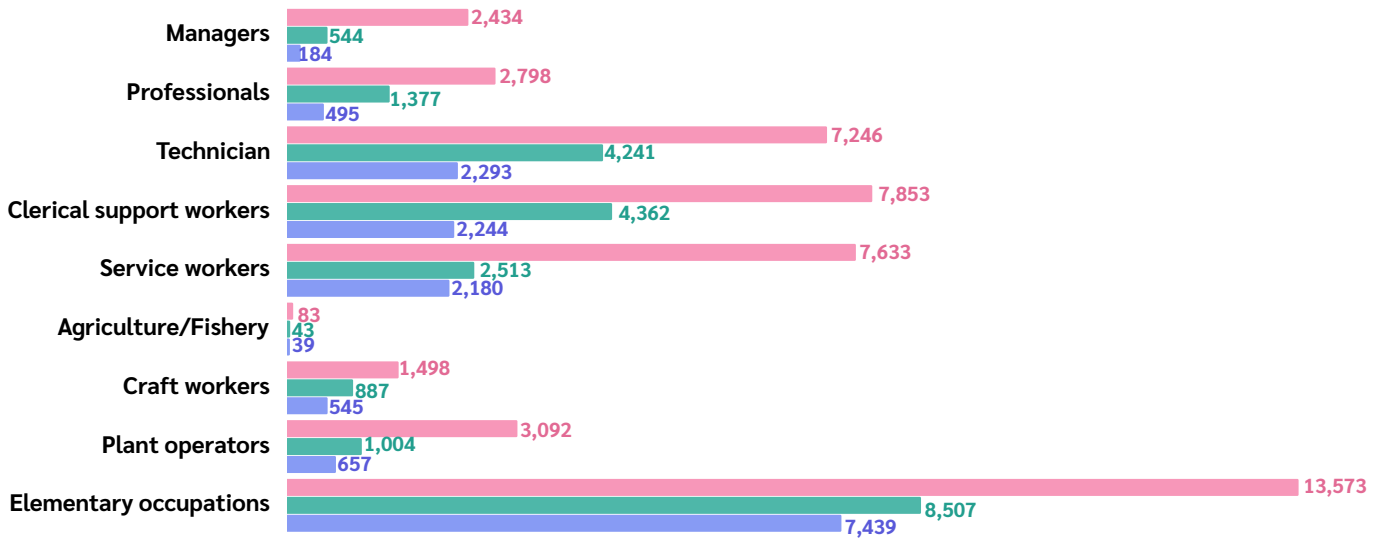
Service/Trade Sector
30,884 vacancies

Top 3

1. Wholesale
2. Retail
3. Employment Services

Job Vacancies, Job Seekers and Job Placements classified by occupation groups

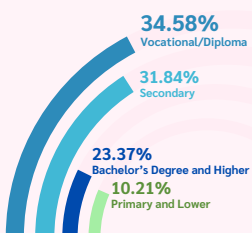
● Labour Demand (vacancy) ● Job Seekers (person) ● Job Placements (person)



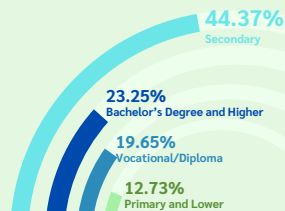
Job Vacancies, Job Seekers and Job Placements classified by education levels

■ Primary and Lower ■ Secondary ■ Vocational/Diploma ■ Bachelor's Degree and Higher


Job Vacancies



Job Seekers



Job Placements



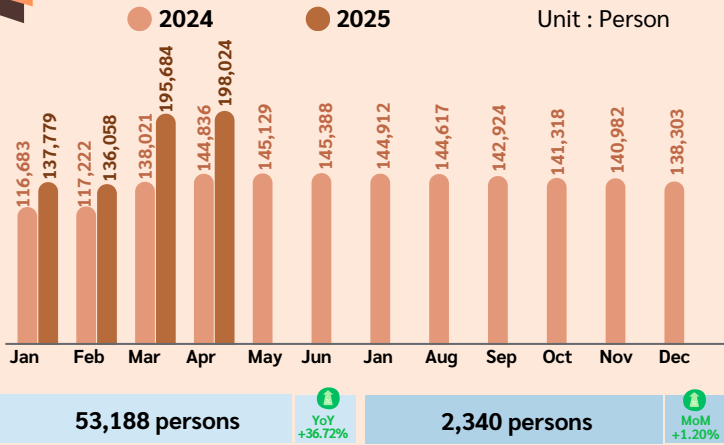
Source : Department of Employment

Labour Emigration : Thai workers working overseas

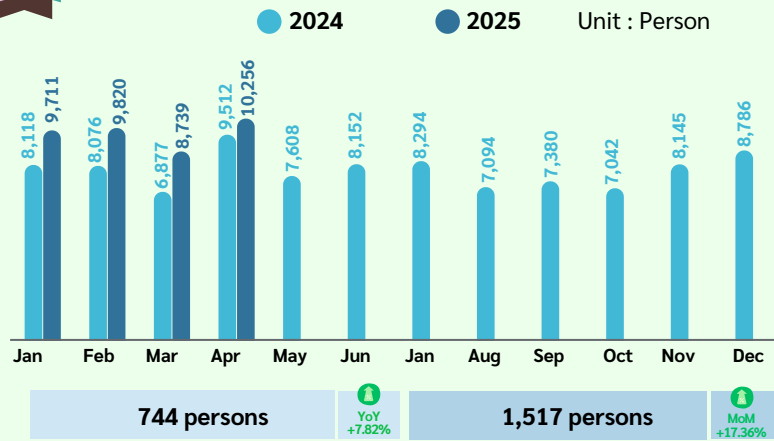
In April 2025, 198,024 Thai workers were employed overseas. The top three destination countries were Taiwan, Republic of Korea, and Israel. The most in-demand jobs were elementary occupations, including agricultural workers, metal product manufacturing workers, and industrial workers.

There were 10,256 job seekers permitted to go overseas for employment, with 4,401 job seekers classified into five channels of overseas employment. Among them, the arrangement of agencies had the highest number with 2,332 persons (22.74%), and re-entry permits for work had 5,855 persons (57.09%). The top job field were factory workers, machine operators and assembly workers with 2,943 persons (28.70%)

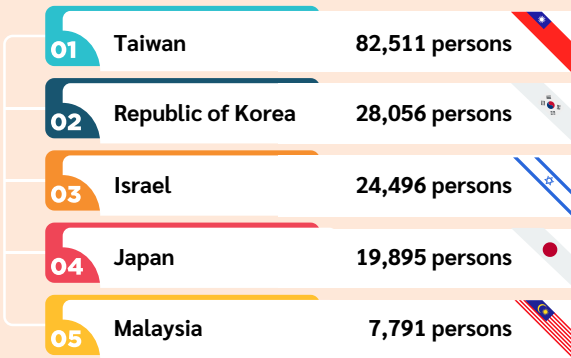
Stock of Thai workers employed overseas



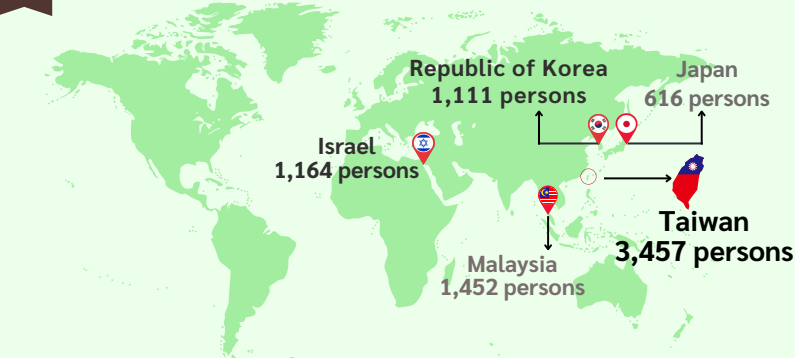
Permission for working overseas



Top five countries by stock of Thai workers employed overseas



Top five countries by flow of Thai workers employed overseas



Classified by continents



Classified by channels of overseas employment



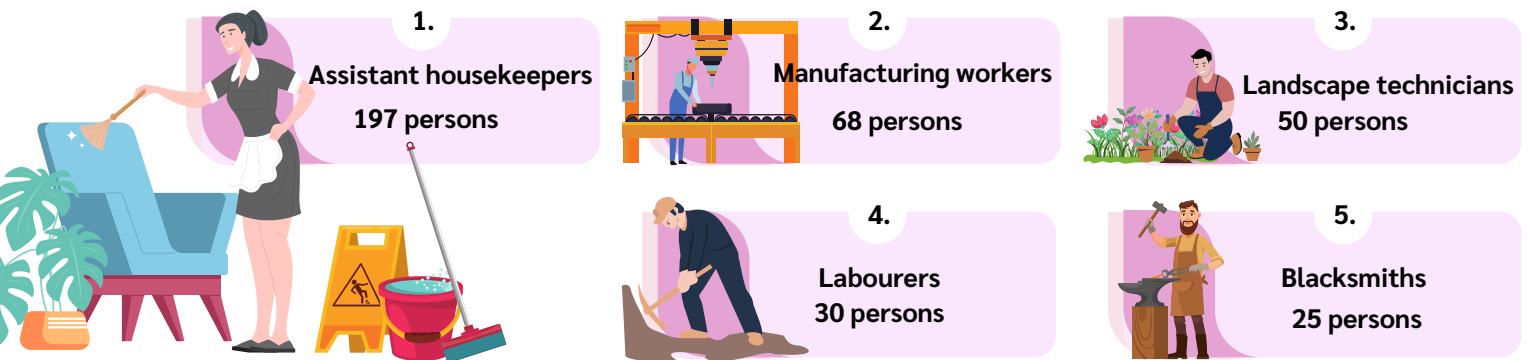
Classified by classification of occupations



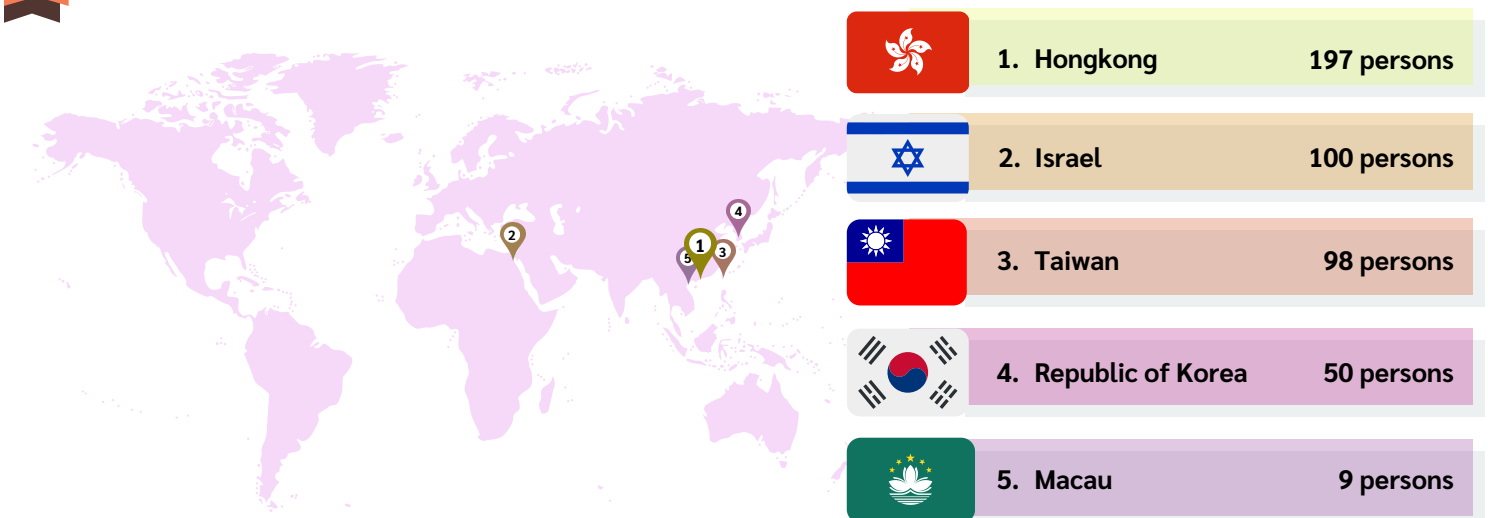
Demand for Thai workers employed overseas

In April 2025, employers/companies reported a total demand of 456 Thai workers employed overseas through agencies and DOE. Of these, 168 were male (36.84%), 39 were female (8.55%) and gender was not specified for 249 persons (54.61%). The most in-demand job was assistant housekeepers with 197 persons (43.20%), followed by manufacturing workers with 68 persons (14.91%) and landscape technicians with 50 persons (10.96%). The countries that were in-demand for Thai workers included 197 persons (43.20%) going to Hongkong, followed by 100 persons (21.93%) to Israel and 98 persons (21.49%) going to Taiwan. The most in-demand continents was Asian countries with 354 persons (77.63%).

Top five occupations in-demand for Thai workers



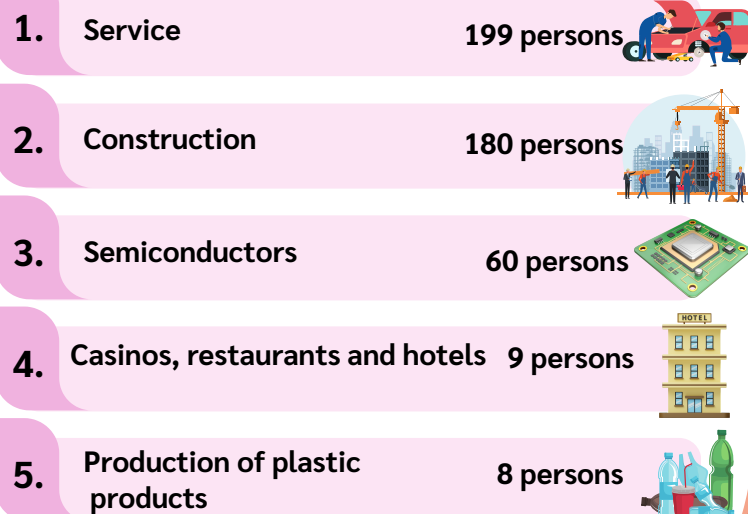
Top five countries in-demand for Thai workers



Top occupations in-demand for Thai workers classified by continents



Top five industries in-demand for Thai workers



Source : Overseas Employment Administration Division

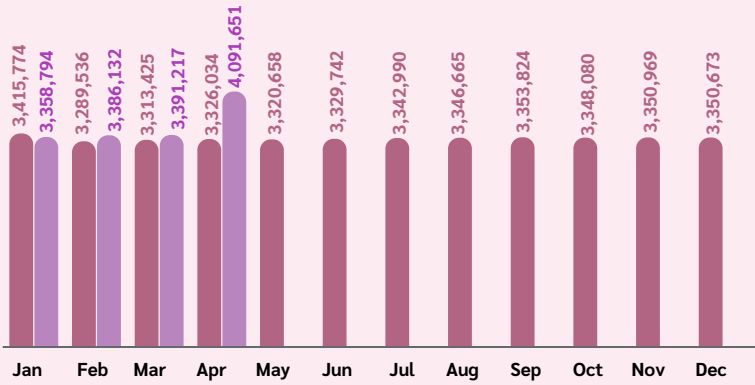
Labour Immigration : Foreign Workers

As of April 2025, there were 4,091,651 foreign workers in Thailand, consisting of 3,802,415 general workers (Myanmar, Laotian, Cambodian and Vietnamese) (92.93%), 192,006 skilled foreign workers (4.69%), and 97,230 minorities/lifetime worker permits (2.38%).

In April 2025, 44,279 new foreign workers were permitted to work, classified as: 30,236 persons of MOU (68.29%), 5,632 persons of General type (12.72%), 5,975 persons of Daily or Seasonal workers (13.49%), 1,324 persons of Minorities group (2.99%) and 1,112 persons of BOI (2.51%).

Stock of foreign workers

● 2024 ● 2025 Unit : Person



765,617 persons

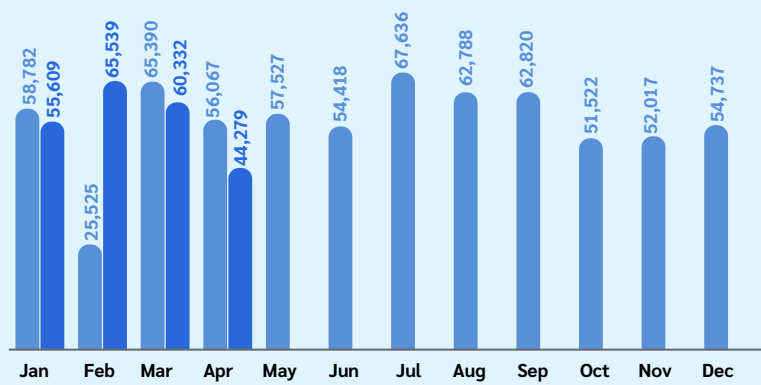
YoY +23.02%

700,434 persons

MoM +20.65%

Flow of foreign workers

● 2024 ● 2025 Unit : Person



11,788 persons

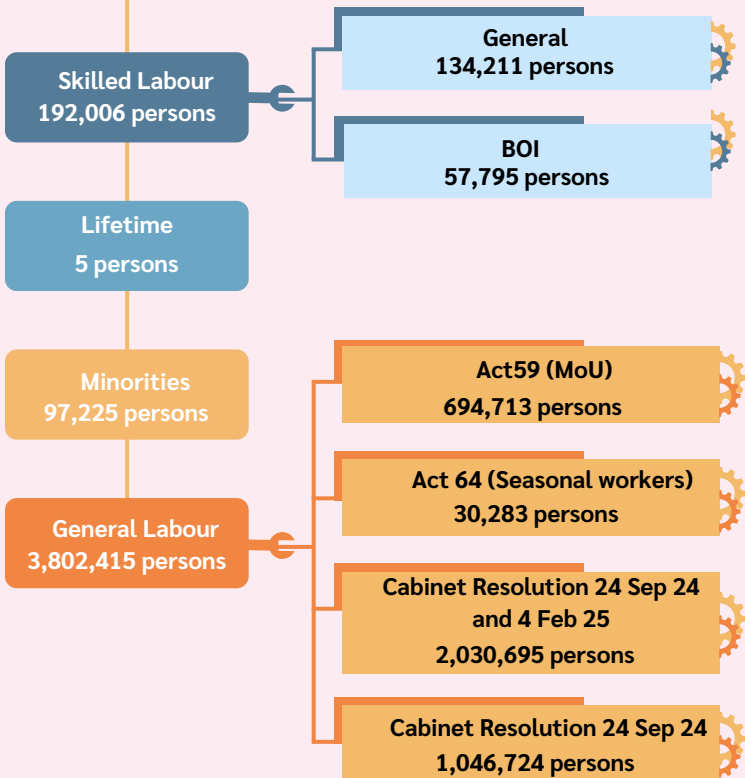
YoY -21.02%

16,053 persons

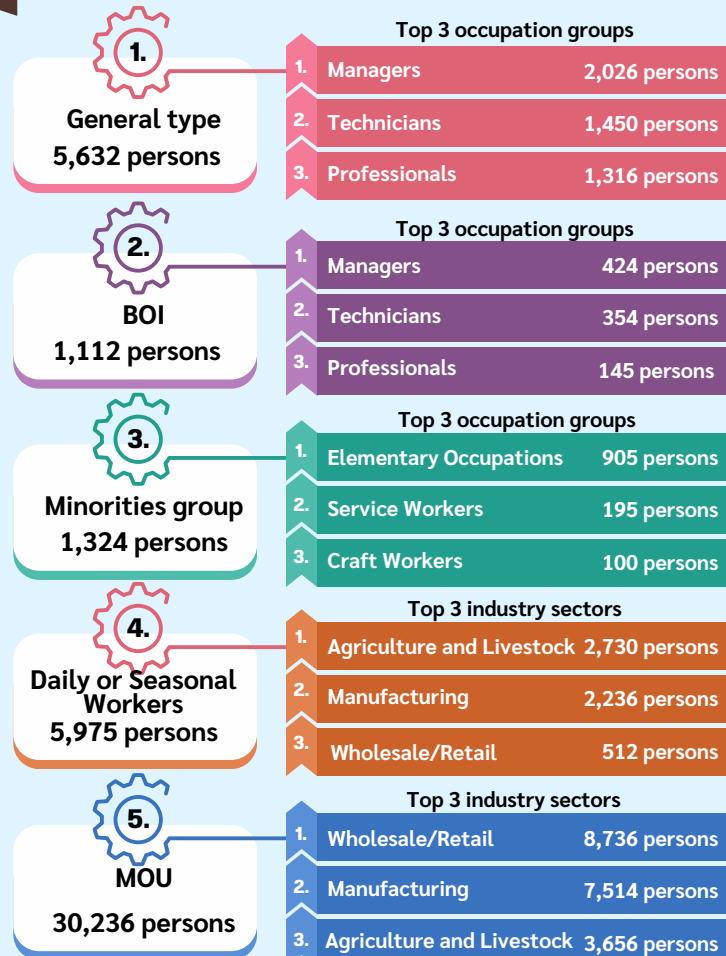
MoM -26.61%

Stock of foreign workers by groups

Foreign workers
4,091,651 persons



Flow of foreign workers by types



Source: Foreign Workers Administration Office

Investment Situation

In April 2025, 117 industrial factories received permission to operate their businesses, a decrease of 28.22% year-on-year (YoY). These factories created 3,419 jobs, with 1,950 male employees (57.03%) and 1,469 female employees (42.70%). The total investment amounted to 10,248.99 million baht, a decrease of 72.02% YoY. Bangkok and its surrounding areas had the highest number of approved factories, with 41 factories, created 985 jobs (28.81%).



New permission 117 factories

Top 3

1. Excavation and dredging of gravel, sand and soil
2. Production of concrete products
3. Production of fertilizers or pesticides



Expansion 12 factories

Top 3

1. Logging
2. Printing services
3. Manufacture of tools made of steel



Closure 82 factories

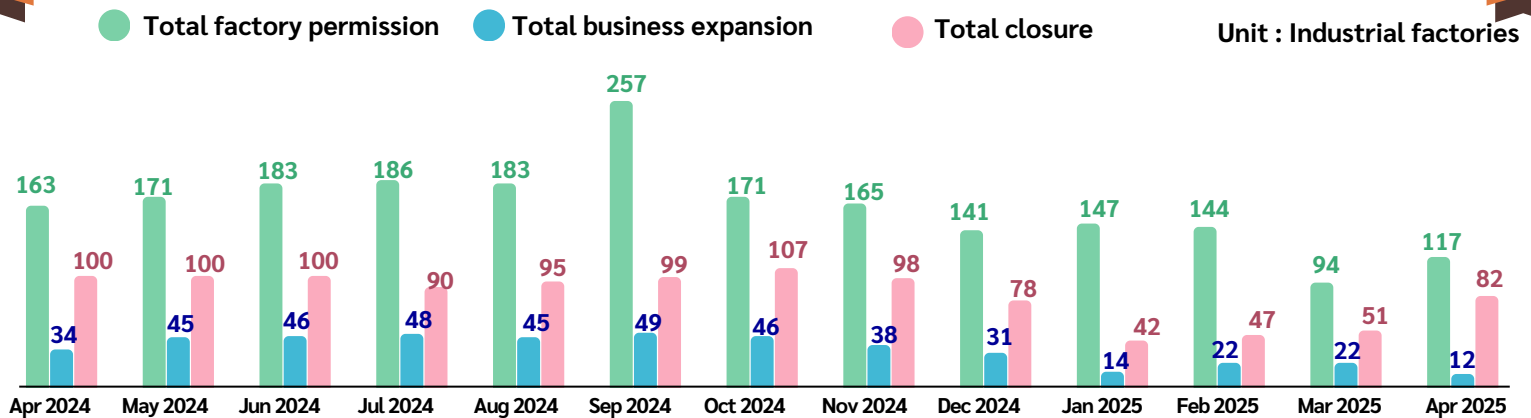
Top 3

1. Excavation and dredging of gravel, sand and soil
2. Production of fertilizers or pesticides
3. Production of concrete products

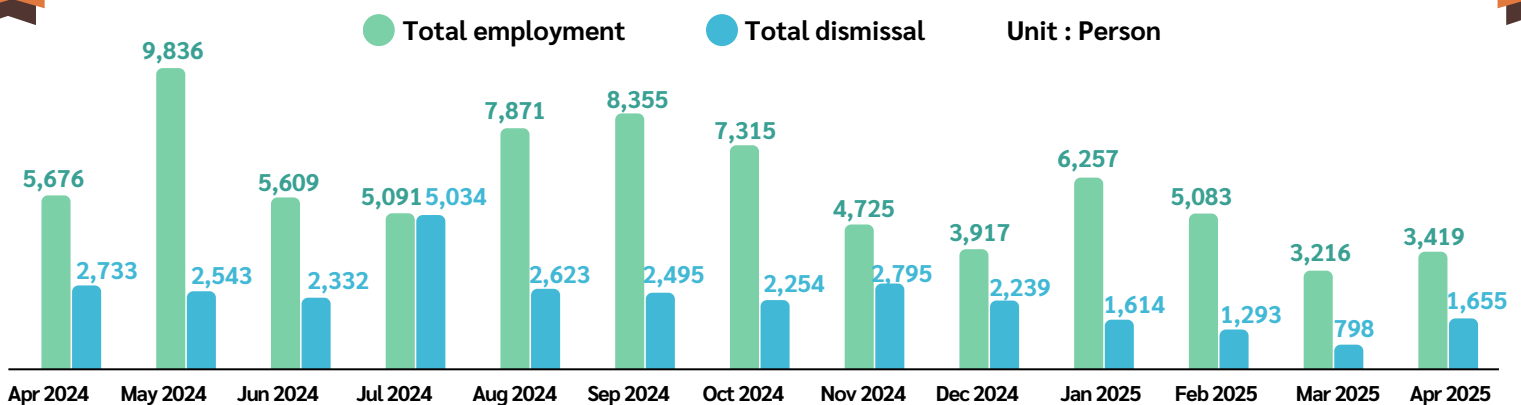
Number of industrial factories, total investment, and employment

Factory size	Number of industrial factories	Investment (million bahts)	Employment (employees)		
			Male	Female	Total
Small Industrial Factories (employees do not exceed 50)	106	3,721.20	980	479	1,459
Medium Industrial Factories (employees exceed 50 but do not exceed 200)	8	2,249.25	410	246	656
Large Industrial Factories (employees exceed 200)	3	4,278.54	560	744	1,304
Total	117	10,248.99	1,950	1,469	3,419

Total factory permission, business expansion, and closure from 2024-2025



Total employment, and dismissals from 2024-2025

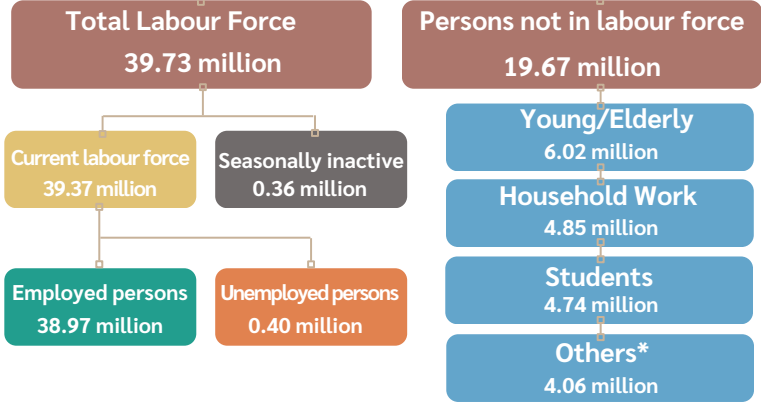


Labour Force : Thai Labour Force Survey

According to the National Statistical Office survey in April 2025, there were 59.40 million persons aged 15 and over. Among these, 39.73 million persons were in the labour force, with 38.97 million persons employed, 3.99 hundred thousand persons unemployed (1.0% unemployment rate), and 0.36 million persons were seasonally inactive labour force.

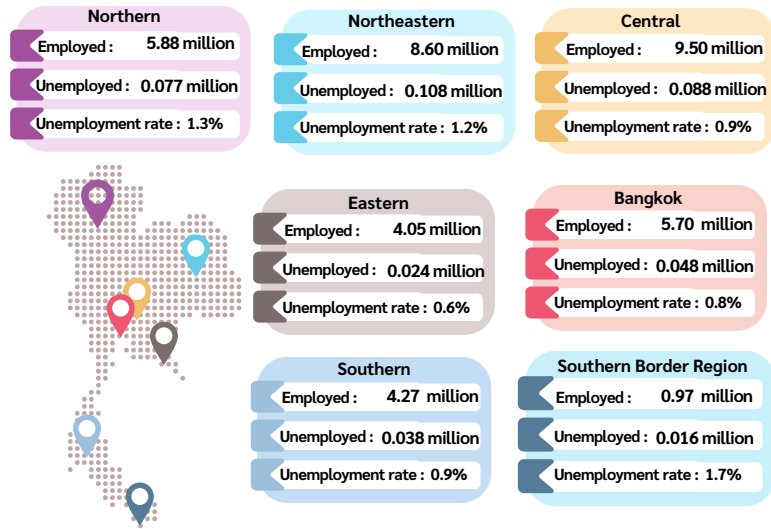
Population structure

Persons aged 15 and over (59.40 million)



* Others : Illness, Retirement, Disability incapable of work

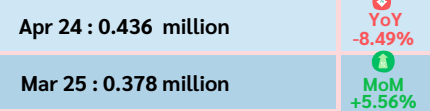
Employed and Unemployed Persons classified by Regions




Employed Persons (38.97 million)



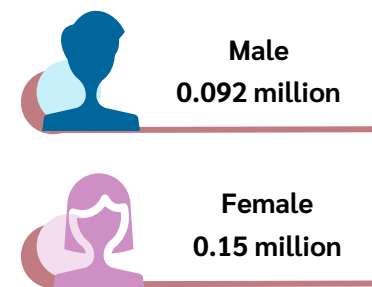
Unemployed Persons (0.399 million, 1.0% unemployment rate)




Top 6 Non-Agriculture (Unit : million persons)



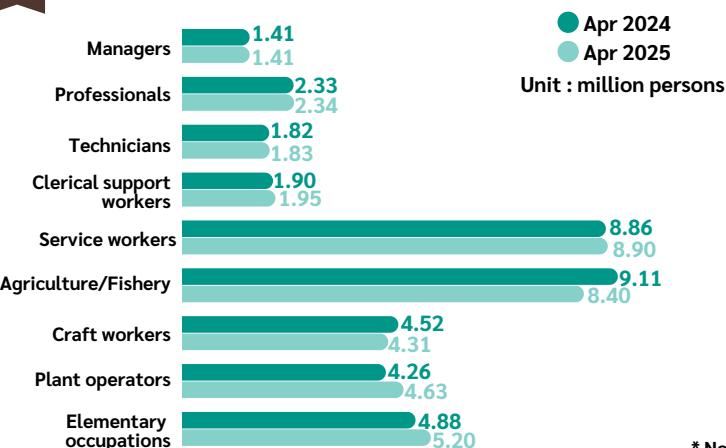
Without work experience (0.242 million)



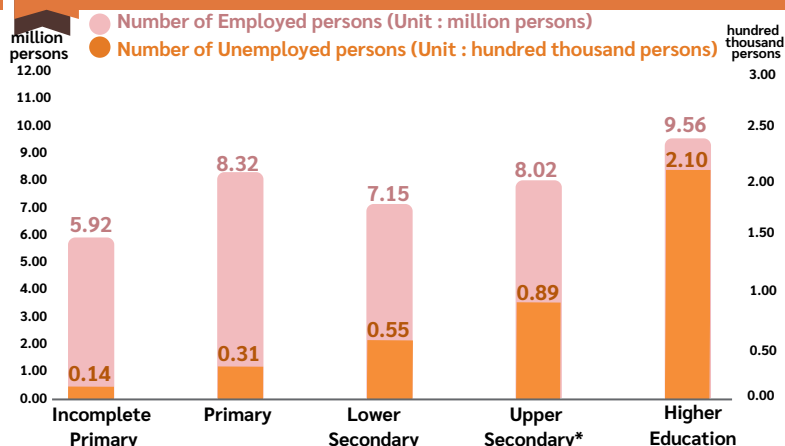
Having work experiences (0.157 million)



Employed persons by occupation groups



Education levels



* Note : Upper Secondary includes general education, vocational education and academic education
Higher education includes diploma, bachelor degrees, master degrees and doctor degrees

Source : National Statistical Office

Registration of Unemployment Insurers

In April 2025, there were 85,362 registered insured persons from unemployment via the DOE. This number had increased from the previous year by 961 persons (1.14%). The group consisted of 37,649 males (44.11%) and 47,713 females (55.89%). The majority resigned (80.35%), with reasons including changing jobs, self-employment, respite, or due to sickness.

The Registered Persons in April 2025 (85,362 persons)

Resignation
68,585 persons
(80.35%)



Female
39,454 persons
(57.53%)



Male
29,131 persons
(42.47%)

Causes of resignation

1. Changing jobs: 34,454 persons
2. Self-employment: 19,749 persons
3. Respite: 7,809 persons
4. Sickness: 6,573 persons

Dismissal
12,897 persons
(15.11%)



Male
6,752 persons
(52.35%)



Female
6,145 persons
(47.65%)

Causes of dismissal

1. Staff reduction: 5,593 persons
2. Termination of contract: 4,634 persons
3. Out of business: 2,670 persons

End of contract
3,880 persons
(4.54%)



Female
2,114 persons
(54.48%)

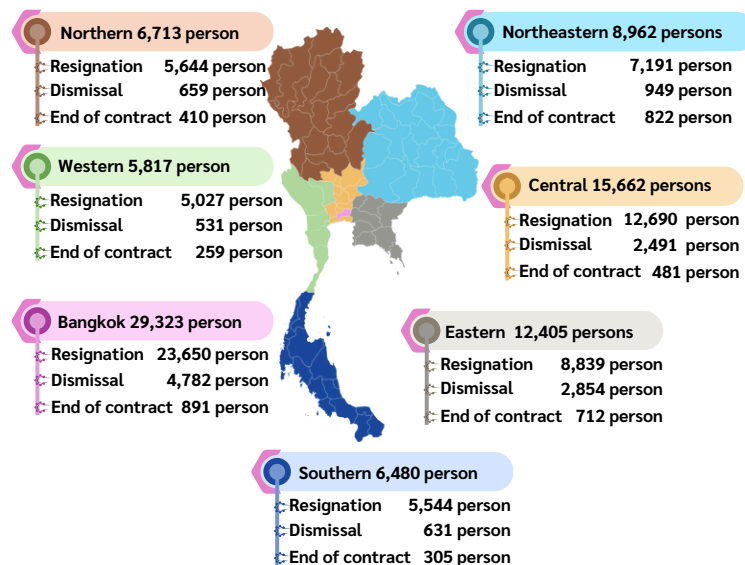
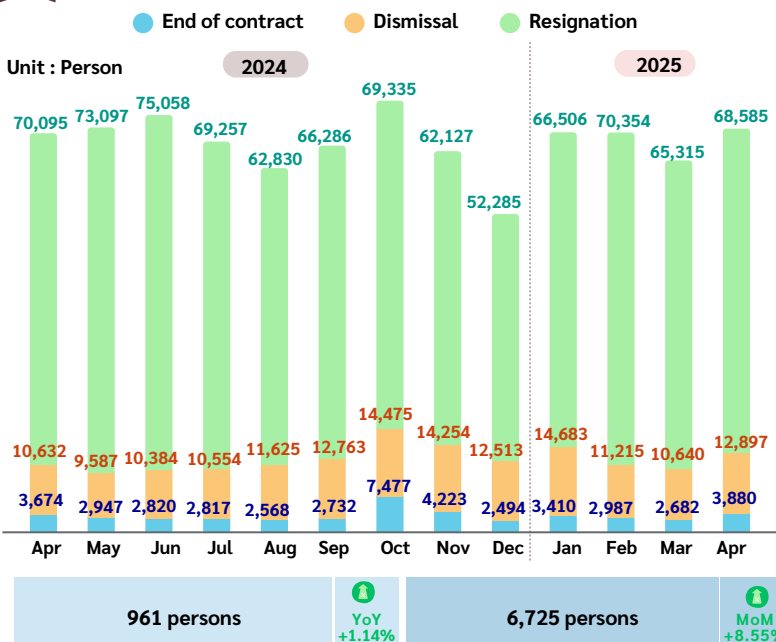


Male
1,766 persons
(45.52%)



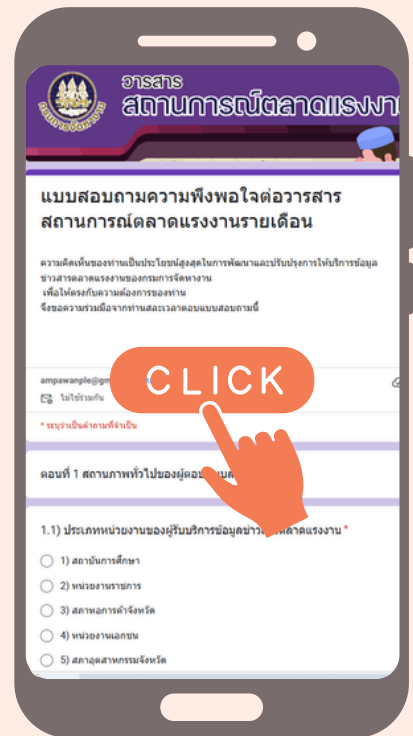
The number of insured persons in case of unemployment monthly from 2024-2025

The number of insured persons in case of unemployment, classified by regions



Thai Labour Market Journal Feedback

SCAN ME



@LMl of Thailand



Thai Labour Market Information

Organizers

Consultants

Somchai Morakotsriwan
Sipmuenchai Pothisin
Mongkol Songkram
Wichit Intharajaroen

Director-General, Department of Employment
Deputy Director-General, Department of Employment
Deputy Director-General, Department of Employment
Deputy Director-General, Department of Employment

Authors

Suchitra Khajonkidakarn
Dararat Kesontham
Nuttanun Rojanaprapop
Piyanooch Buapen
Nadsitang Phawadee
Supalerk Karnchom
Nuttasit Mitkaew
Ampawan Chaona
Saroat Phungneat
Thitima Ninpurk
Angkana Wandao

Director, Labour Market Information Administration Division
Labour Specialist, Professional Level
Labour Specialist, Professional Level
Labour Specialist, Professional Level
Labour Specialist, Professional Level
Labour Specialist, Practitioner Level
Statistician
Labour Specialist
Labour Specialist
Labour Specialist
Labour Officer

Translator

Wasuthorn Phurieksuwan

Labour Specialist, Practitioner Level



Labour Market Information Administration Division