



Thai Labour Market Journal

Vol No.33 Issue No.6 June, 2025



- **Labour Demand (May 2025)
65,580 vacancies**
- **Thai workers working overseas
had increased by 18.80% (YoY)**
- **Employed persons 39.45 million
Unemployed persons 0.333 million**
- **The insured persons who
registered unemployment via
DOE were 89,376 persons.**

CONTENT

1. **Labour Demand (DOE)**
2. **Labour Emigration**
3. **Demand for Thai workers
employed overseas**
4. **Labour Immigration**
5. **Investment Situation**
6. **Labour Force : Thai Labour Force Survey**
7. **Registration of Unemployment Insures**

Editorial

In May 2025, Thai labour market had 39.45 million employed, 3.33 hundred thousand unemployed, and 89,376 insured individuals registered as unemployed with the DOE. The primary cause of unemployment was resignation (82.16%). Employers reported 65,580 job vacancies through the DOE, Thai workers employed overseas increased by 18.80%, while foreign workers in Thailand increased by 22.89%.

Please follow the further information at
Website : <https://www.doe.go.th/prd/lmi>

Labour Demand : Labour Requirement via DOE

In May 2025, employers/companies reported their labour requirement via DOE about 65,580 vacancies. The highest demand was 24,986 vacancies at the vocational level and diploma (38.10%), followed by 19,864 vacancies at the secondary level (30.29%), 14,600 vacancies at the bachelor's degree and higher (22.26%), and 6,130 vacancies at the primary level and lower (9.35%).

Job Vacancies
65,580 vacancies

Job Seekers
23,443 persons

Job Placements
15,981 persons

May 24 : 76,390 vacancies

YoY
-14.15%

May 24 : 24,289 persons

YoY
-3.48%

May 24 : 15,665 persons

YoY
+2.02%

Apr 25 : 46,210 vacancies

MoM
+41.92%

Apr 25 : 23,478 persons

MoM
-0.15%

Apr 25 : 16,076 persons

MoM
-0.59%

Labour demand classified by economic sectors

Agriculture Sector
573 vacancies

Top 3

1. Cultivation
2. Forestry and logging
3. Fisheries and aquaculture

Manufacturing Sector
15,590 vacancies

Top 3

1. Food products
2. Computer products
3. Clothing and apparel products

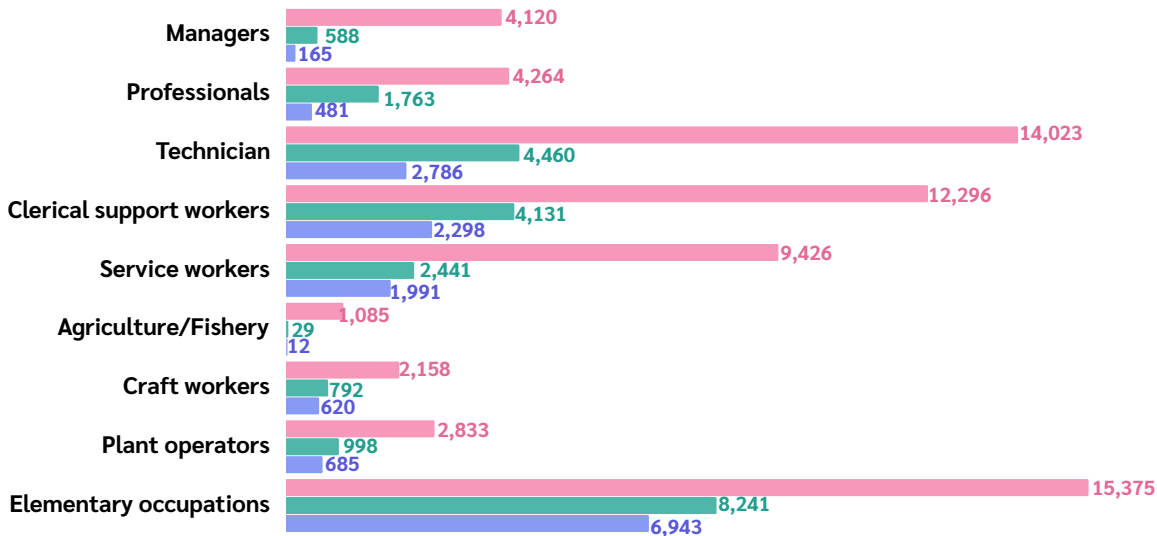
Service/Trade Sector
49,417 vacancies

Top 3

1. Wholesale
2. Retail
3. Food and beverage services

Job Vacancies, Job Seekers and Job Placements classified by occupation groups

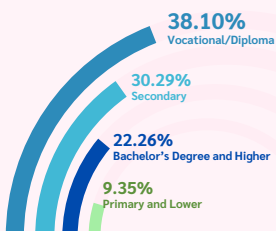
● Labour Demand (vacancy) ● Job Seekers (person) ● Job Placements (person)



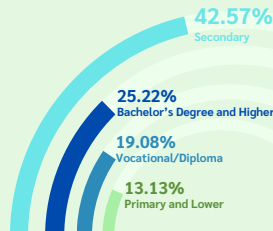
Job Vacancies, Job Seekers and Job Placements classified by education levels

■ Primary and Lower ■ Secondary ■ Vocational/Diploma ■ Bachelor's Degree and Higher

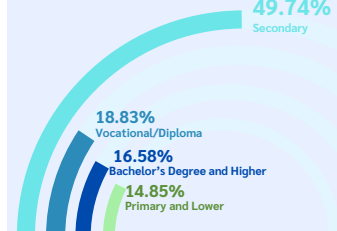
Job Vacancies



Job Seekers



Job Placements

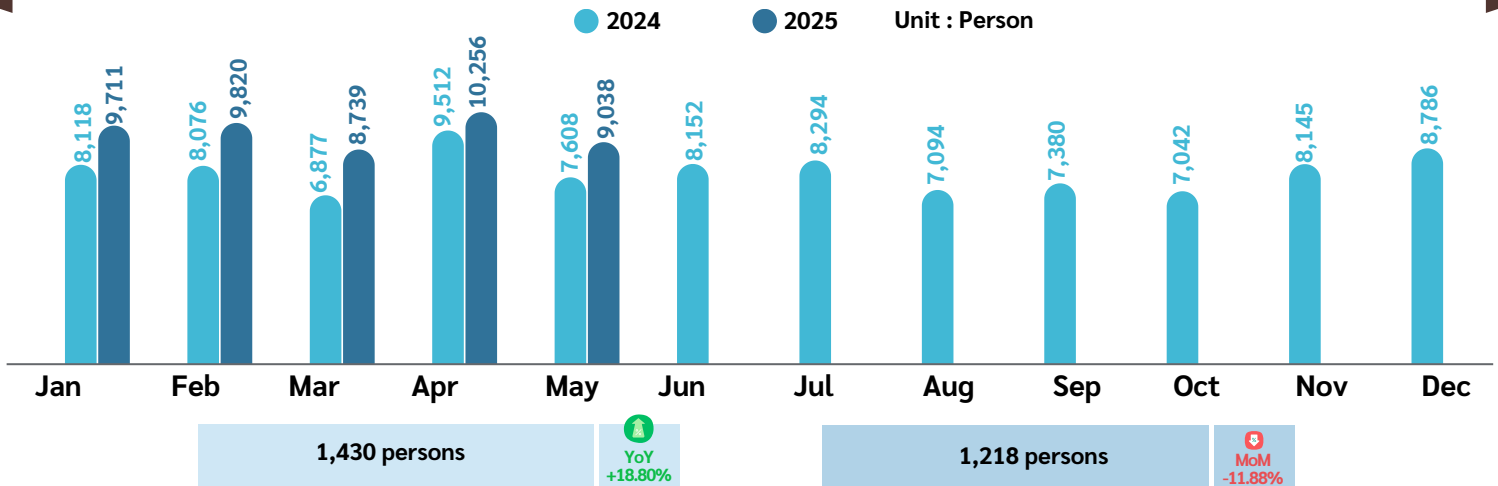


Source : Department of Employment


Labour Emigration : Thai workers working overseas

In May 2025, There were 9,038 job seekers permitted to go overseas for employment, with 5,370 job seekers classified into five channels of overseas employment. Among them, the arrangement of agencies had the highest number with 2,356 persons (26.07%), and re-entry permits for work had 3,667 persons (40.58%). The top job field were factory workers, machine operators and assembly workers with 2,277 persons (25.19%).

Permission for working overseas



Top five countries by flow of Thai workers employed overseas



Classified by channels of overseas employment



Classified by classification of occupations



Demand for Thai workers employed overseas

In May 2025, employers/companies reported a total demand of 1,332 Thai workers employed overseas through agencies and DOE. Of these, 761 were male (57.13%), 77 were female (5.78%) and gender was not specified for 494 persons (37.09%). The most in-demand job was security guards with 200 persons (15.02%), followed by welders with 150 persons (11.26%) and manufacturing workers with 143 persons (10.74%). The countries that were in-demand for Thai workers included 350 persons (26.28%) going to Israel, followed by 309 persons (23.20%) to Kuwait and 257 persons (19.30%) going to Taiwan. The most in-demand continents was Middle East countries with 859 persons (64.49%).

Top five occupations in-demand for Thai workers



1.
Security guards
200 persons



2.
Welders
150 persons



3.
Manufacturing workers
143 persons

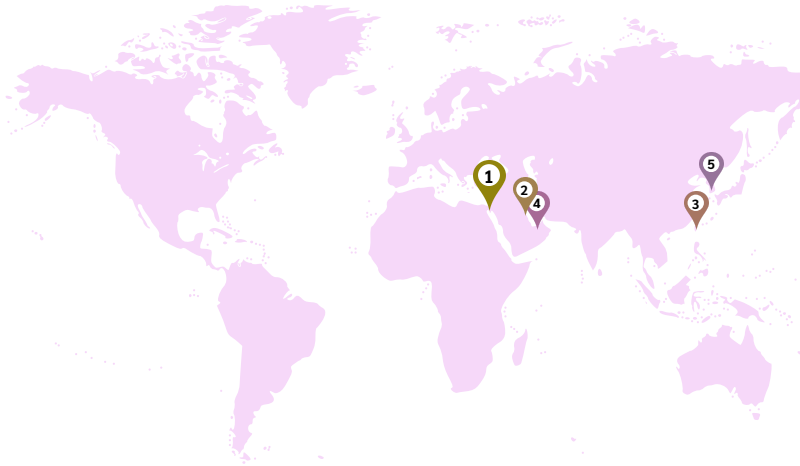


4.
Carpenters,
blacksmiths and tilers
75 persons



5.
Massage staffs
62 persons

Top five countries in-demand for Thai workers



1. Israel 350 persons



2. Kuwait 309 persons



3. Taiwan 257 persons



4. UAE 200 persons



5. Republic of Korea 130 persons

Top occupations in-demand for Thai workers classified by continents



Middle East 859 persons

Top 5

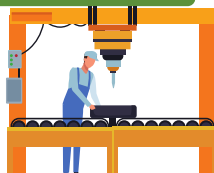
1. Security guards
2. Welders
3. Tilers
4. Blacksmiths
5. Carpenters



Asia 473 persons

Top 5

1. Manufacturing workers
2. Welders
3. Massage staffs
4. Assembly workers
5. Production workers



Top five industries in-demand for Thai workers

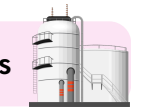
1. Construction 415 persons



2. Service 200 persons



3. Oil refinery maintenance 197 persons



4. Shipyard 130 persons



5. Produce consumer products 112 persons



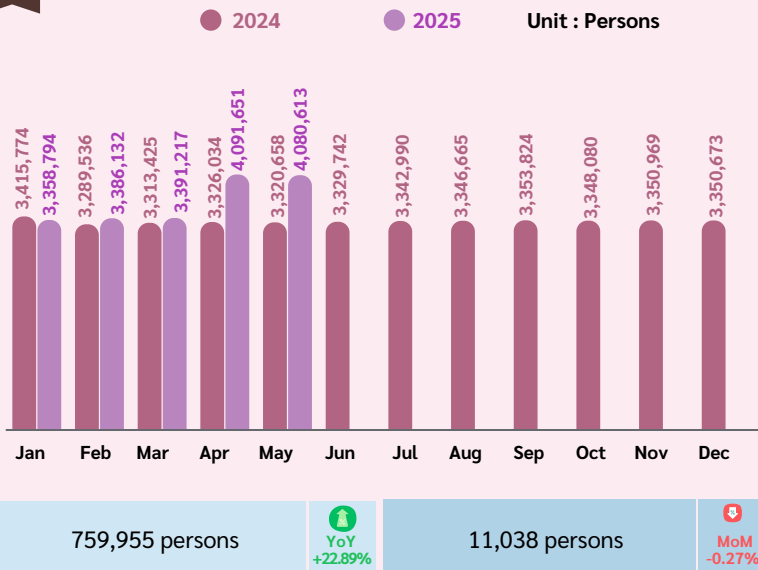
Source : Overseas Employment Administration Division

Labour Immigration : Foreign Workers

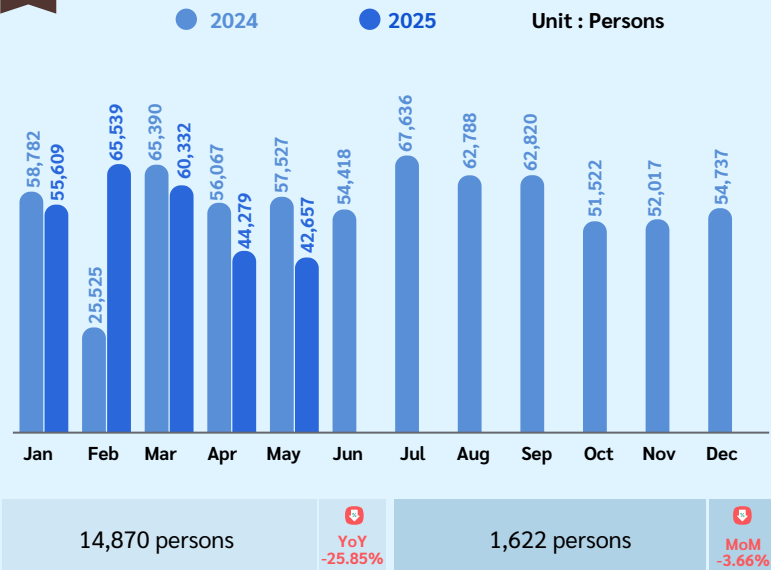
As of May 2025, there were 4,080,613 foreign workers in Thailand, consisting of 3,789,961 general workers (Myanmar, Laotian, Cambodian and Vietnamese) (92.88%), 192,411 skilled foreign workers (4.72%), and 98,241 minorities/lifetime worker permits (2.41%).

In May 2025, 42,657 new foreign workers were permitted to work, classified as: 26,089 persons of MOU (61.16%), 6,503 persons of General type (15.24%), 6,814 persons of Daily or Seasonal workers (15.97%), 2,058 persons of Minorities group (4.82%) and 1,193 persons of BOI (2.80%).

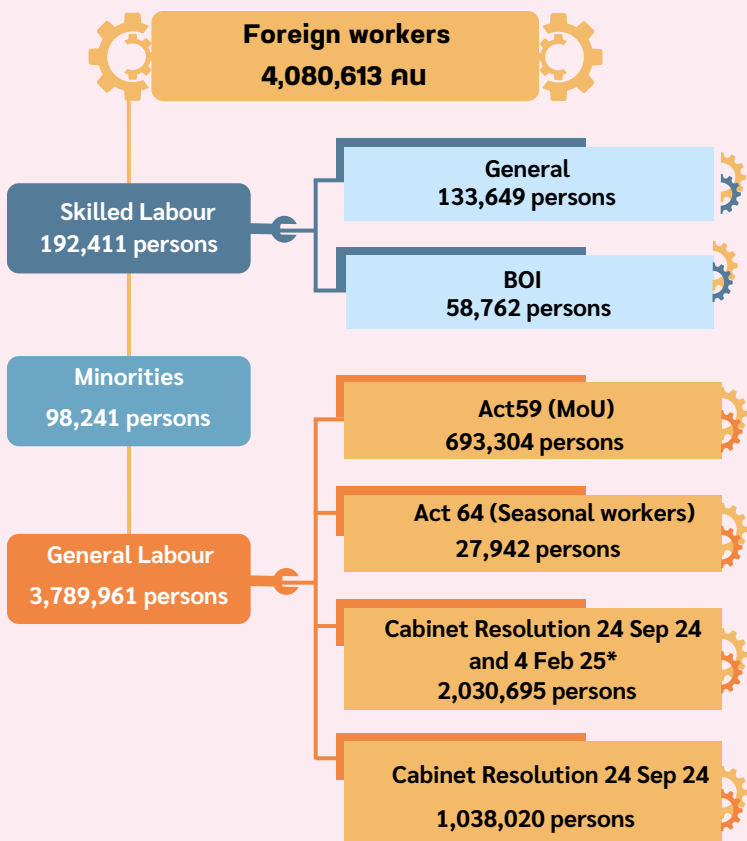
Stock of foreign workers



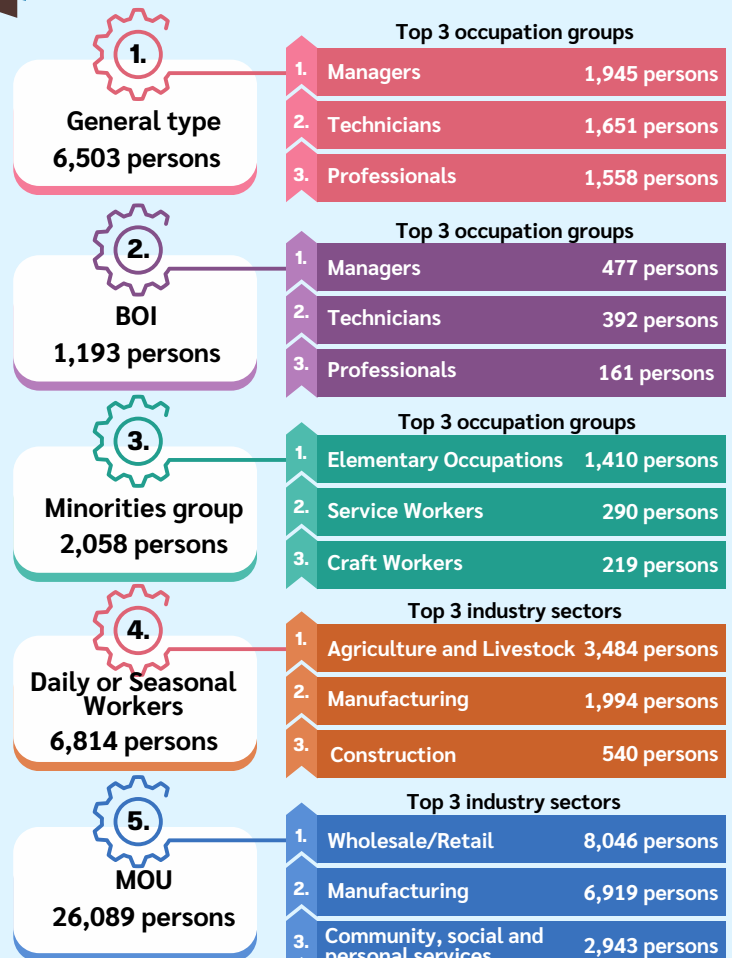
Flow of foreign workers



Stock of foreign workers by groups



Flow of foreign workers by types



* Note : The Cabinet Resolution of September 24, 2024, opened registration for undocumented foreign workers of the four CLMV nationalities who are working and residing in Thailand illegally.

: The Cabinet Resolution of February 4, 2025, extended the period of renewing work permits for foreign workers of the four CLMV nationalities.

Source: Foreign Workers Administration Office

Investment Situation

In May 2025, 99 industrial factories received permission to operate their businesses, a decrease of 42.11% year-on-year (YoY). These factories created 2,448 jobs, with 1,438 male employees (58.74%) and 1,010 female employees (41.26%). The total investment amounted to 15,754.51 million baht, a decrease of 6.72% YoY. Bangkok and its surrounding areas had the highest number of approved factories, with 24 factories, created 712 jobs (29.08%).



New permission 99 factories

- Top 3
1. Solar power generation
 2. Grinding, pulverizing or crushing wood
 3. Production of concrete products



Expansion 14 factories

- Top 3
1. Manufacture of automotive or trailer parts and equipments
 2. Production of concrete products
 3. Manufacturing, assembling, modifying and repairing machineries



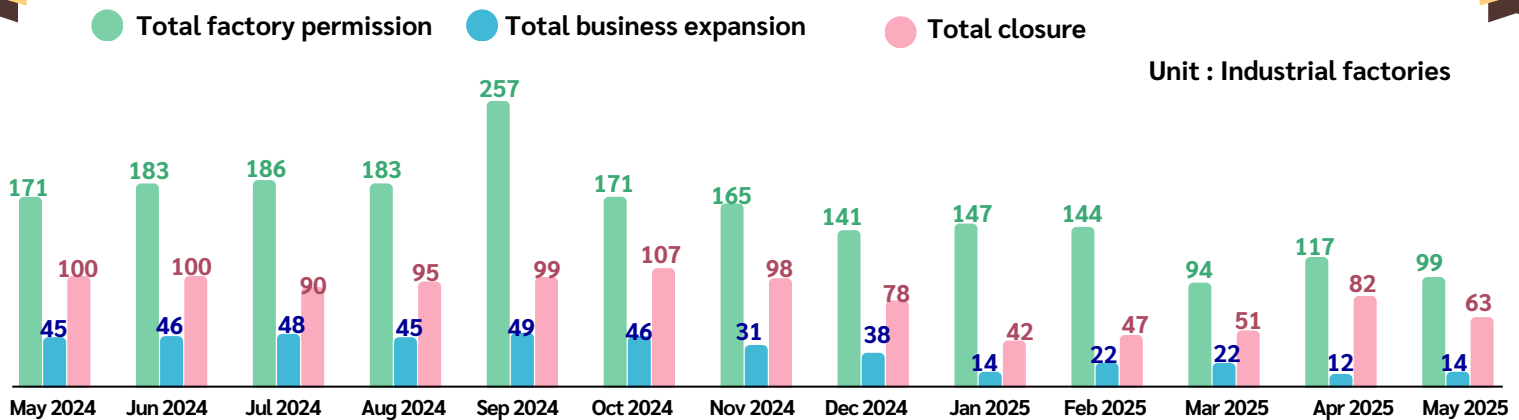
Closure 63 factories

- Top 3
1. Excavation and dredging of gravel, sand and soil
 2. Sand suction
 3. Production of wooden furniture

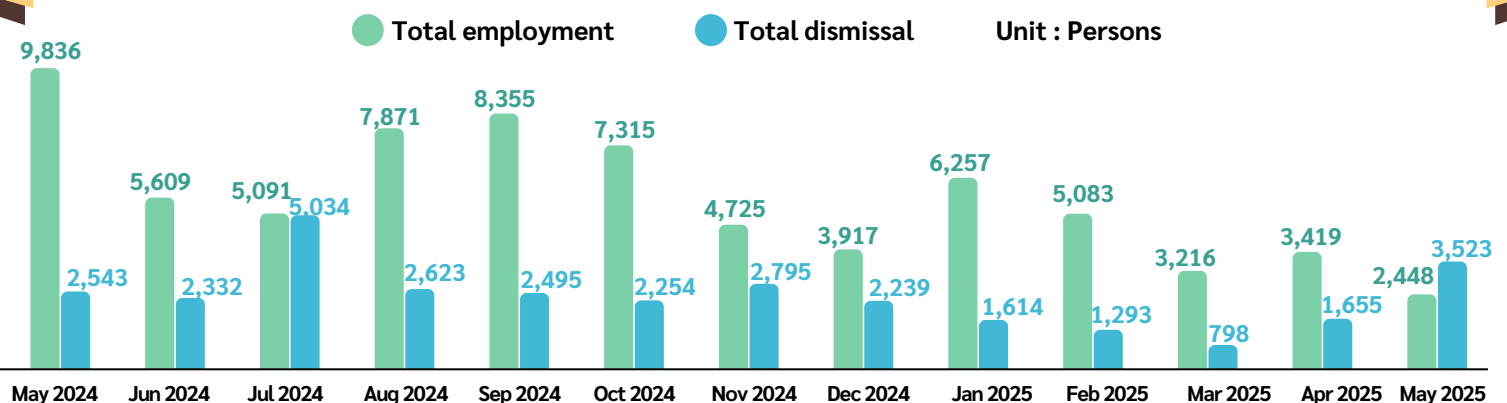
Number of industrial factories, total investment, and employment

Factory size	Number of industrial factories	Investment (million bahts)	Employment (employees)		
			Male	Female	Total
Small Industrial Factories (employees do not exceed 50)	87	13,290.31	876	396	1,272
Medium Industrial Factories (employees exceed 50 but do not exceed 200)	11	2,164.20	509	362	871
Large Industrial Factories (employees exceed 200)	1	300.00	53	252	305
Total	99	15,754.51	1,438	1,010	2,448

Total factory permission, business expansion, and closure from 2024-2025



Total employment, and dismissals from 2024-2025

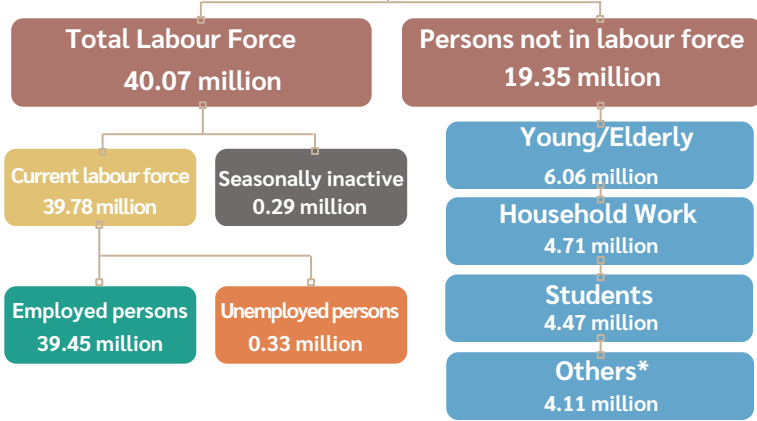


Labour Force : Thai Labour Force Survey

According to the National Statistical Office survey in May 2025, there were 59.42 million persons aged 15 and over. Among these, 40.07 million persons were in the labour force, with 39.45 million persons employed, 3.33 hundred thousand persons unemployed (0.8% unemployment rate), and 0.29 million persons were seasonally inactive labour force.

Population structure

Persons aged 15 and over (59.42 million)



* Others : Illness, Retirement, Disability incapable of work

Employed Persons (39.45 million)

May 24 : 39.14 million

YoY +0.79%

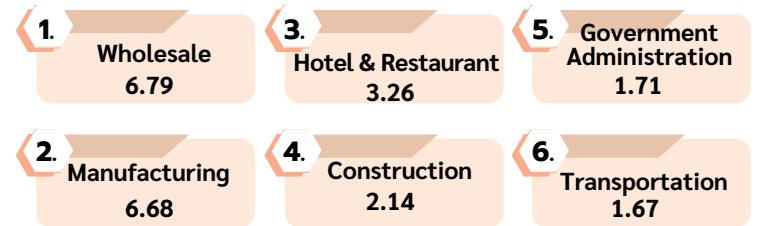
Apr 25 : 38.97 million

MoM +1.23%

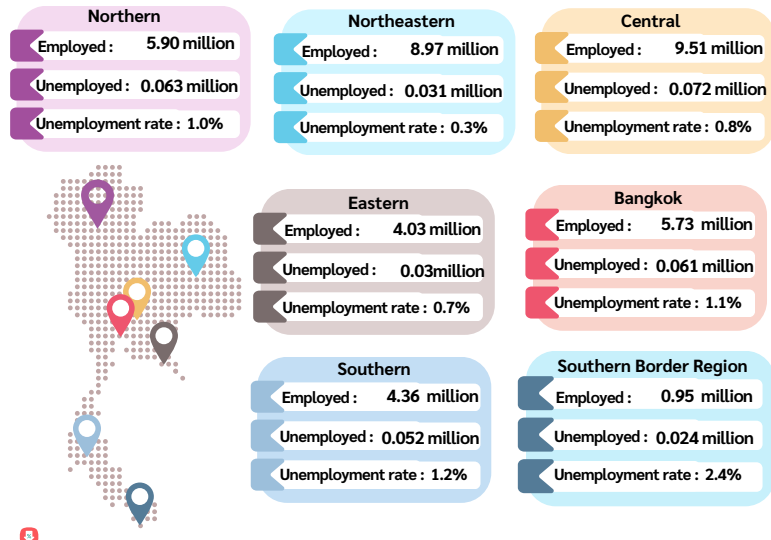
Agriculture 10.96 million

Non-Agriculture 28.49 million

Top 6 Non-Agriculture (Unit : million persons)



Employed and Unemployed Persons classified by Regions



Unemployed Persons (0.333 million, 0.8% unemployment rate)

(0.333 million, 0.8% unemployment rate)

May 24 : 0.482 million

YoY -30.91%

Apr 25 : 0.399 million

MoM -16.54%

Without work experience 0.201 million

Having work experiences 0.132 million

Male 0.121 million

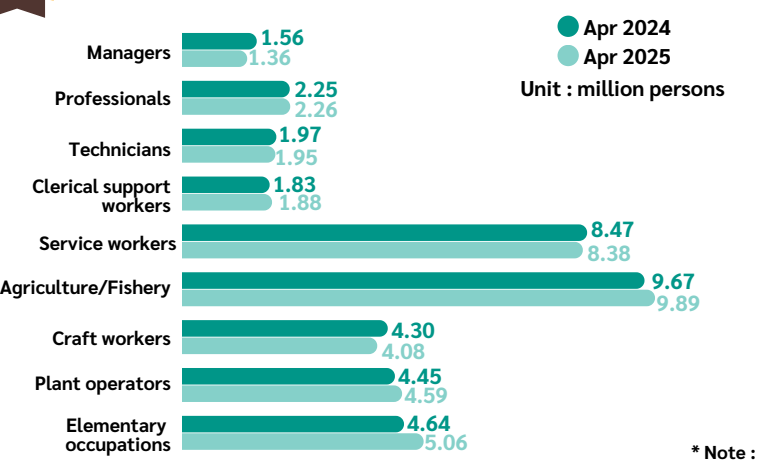
Agriculture 0.009 million

Female 0.08 million

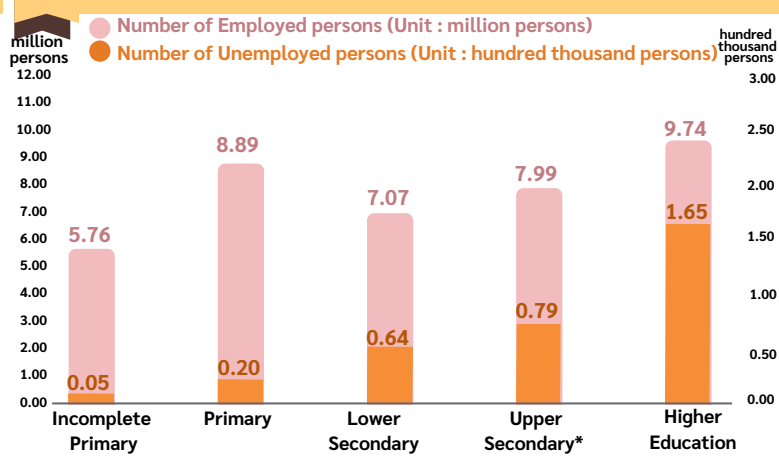
Manufacturing 0.022 million

Service and trade 0.101 million

Employed persons by occupation groups



Education levels



* Note : Upper Secondary includes general education, vocational education and academic education
Higher education includes diploma, bachelor degrees, master degrees and doctor degrees

Source : National Statistical Office

Registration of Unemployment Insurers

In May 2025, there were 89,376 registered insured persons from unemployment via the DOE. This number had increased from the previous year by 3,745 persons (4.37%). The group consisted of 38,670 males (43.27%) and 50,706 females (56.73%). The majority resigned (82.16%), with reasons including changing jobs, self-employment, respite, or due to sickness.

The Registered Persons in May 2025 (89,376 persons)

Resignation
73,432 persons
(82.16%)



Female
42,506 persons
(57.88%)



Male
30,926 persons
(42.12%)

Causes of resignation

1. Changing jobs: 37,202 persons
2. Self-employment: 21,202 persons
3. Respite: 8,068 persons
4. Sickness: 6,960 persons

Dismissal
12,305 persons
(13.77%)



Female
6,208 persons
(50.45%)



Male
6,097 persons
(49.55%)

Causes of dismissal

1. Staff reduction: 4,921 persons
2. Termination of contract: 4,400 persons
3. Out of business: 2,984 persons

End of contract
3,639 persons
(4.07%)



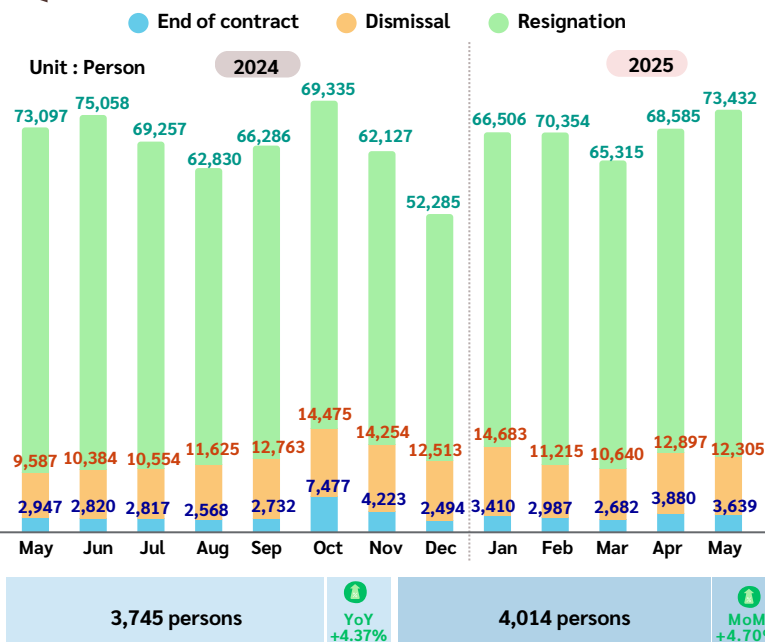
Female
1,992 persons
(54.74%)



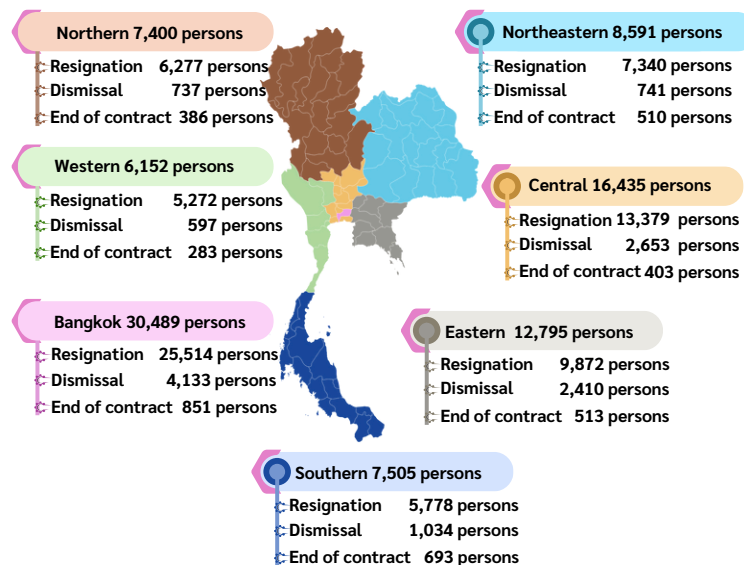
Male
1,647 persons
(45.26%)



The number of insured persons in case of unemployment monthly from 2024-2025

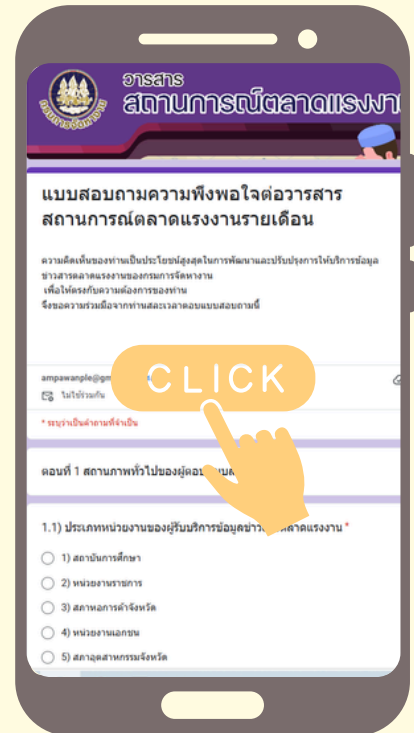


The number of insured persons in case of unemployment, classified by regions



Thai Labour Market Journal Feedback

SCAN ME



@LMInfofThailand



Thai Labour Market Information

Consultants

Somchai Morakotsriwan
Sipmuenchai Pothisin
Mongkol Songkram
Wichit Intharajaroen

Organizers

Director-General, Department of Employment
Deputy Director-General, Department of Employment
Deputy Director-General, Department of Employment
Deputy Director-General, Department of Employment

Authors

Suchitra Khajonkidakarn
Dararat Kesontham
Nuttanun Rojanaprapop
Piyanooch Buapen
Nadsitang Phawadee
Supalerk Karnchom
Nuttasit Mitkaew
Ampawan Chaona
Saroat Phungneat
Thitima Ninpurk
Angkana Wandao

Director, Labour Market Information Administration Division
Labour Specialist, Professional Level
Labour Specialist, Professional Level
Labour Specialist, Professional Level
Labour Specialist, Professional Level
Labour Specialist, Practitioner Level
Statistician
Labour Specialist
Labour Specialist
Labour Specialist
Labour Officer

Translator

Wasuthorn Phurieksuwan

Labour Specialist, Practitioner Level



Labour Market Information Administration Division