



Thai Labour Market Journal

Vol No. 33 Issue No.8 August, 2025



- **Labour Demand (July 2025)**
33,903 vacancies
- **Thai workers working overseas**
had increased by 21.91% (YoY)
- **Employed persons : 39.60 million**
Unemployed persons : 0.275 million
- **The insured person who registered**
unemployment via DOE 93,509 persons

CONTENT

- 1. Labour Demand (DOE)**
- 2. Labour Emigration**
- 3. Demand for Thai Labour Working Overseas**
- 4. Labour Immigration**
- 5. Investment Situation**
- 6. Labour Force: Thai Labour Force Survey**
- 7. Registration of Unemployment Insures**

Editorial

In July 2025, Thai labour market had 39.60 million employed persons and 0.275 million unemployed persons. On the part of insured individuals who registered as unemployed persons, there were 93,509 persons, most of them were resignation 79.63%. Moreover, there were 33,903 vacancies of labour demand which was reported by employers via DOE. Thai workers working overseas had increased by 21.91%. On the other hand, foreign workers had increased by 21.80%.

For the further information, please follow <https://www.doe.go.th/prd/lmia>

Labour Demand : Labour Requirement via the DOE

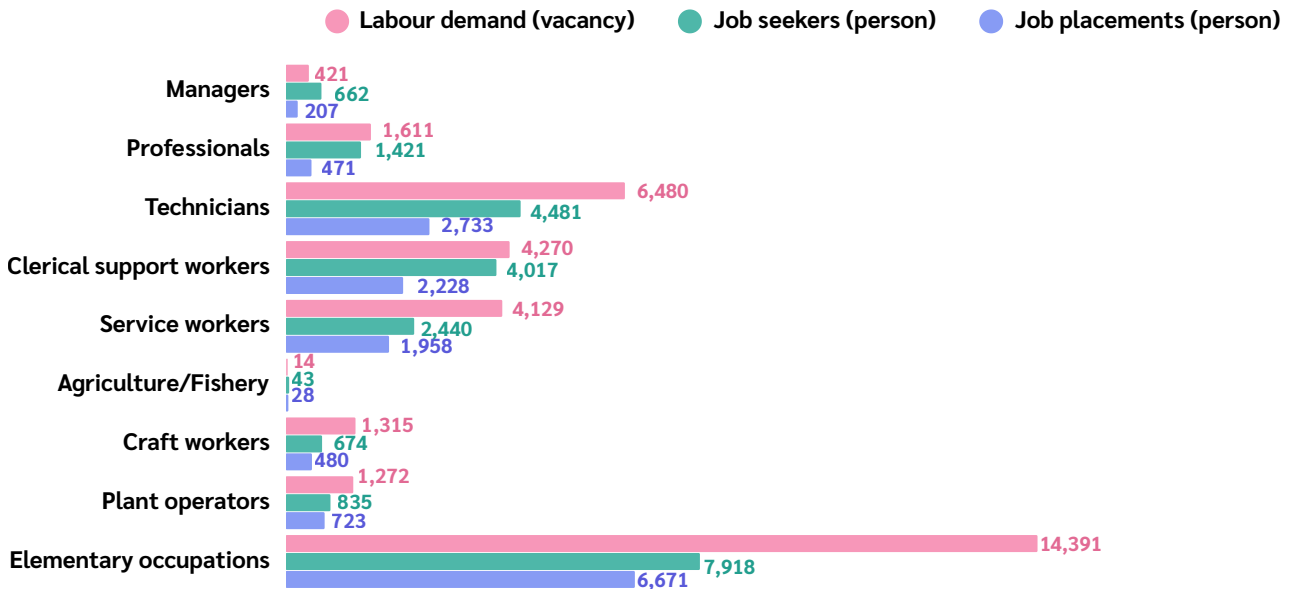
In July 2025, there were 33,903 labour demand vacancies reported by employers via the DOE. The highest demand was for the vocational and diploma level, totaling 13,265 vacancies (39.13%). This was followed by the secondary level, which accounted for 11,026 vacancies (32.52%), and the bachelor's degree and higher level, which saw 5,299 vacancies (15.63%). Finally, there were 4,313 vacancies at the primary and lower level (12.72%).



Labour Demand classified by economic sectors



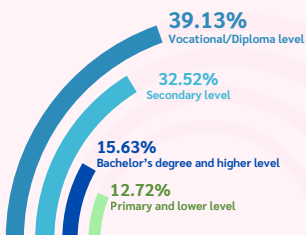
Job vacancies, Job seekers and Job placements classified by occupation groups



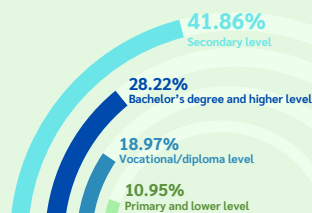
Job vacancies, Job seekers and Job placements classified by education levels

■ Primary and lower level
 ■ Secondary level
 ■ Vocational and diploma level
 ■ Bachelor's degree and higher level

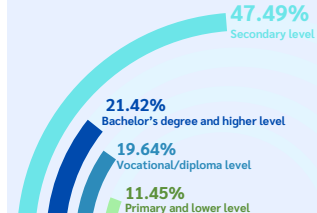
Job vacancies



Job seekers



Job placements



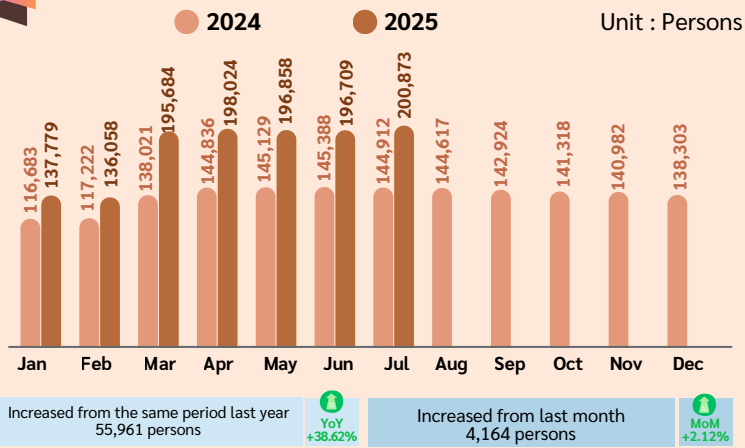
Source : Department of Employment

Labour Emigration : Thai Labours Working Overseas

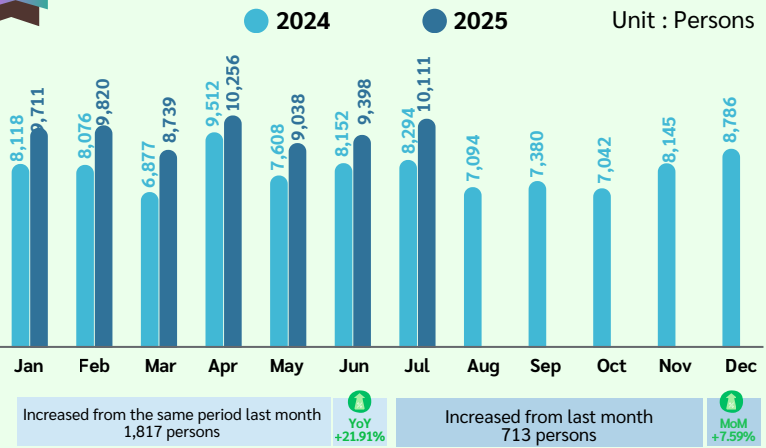
In July 2025, there were 200,873 Thai labours still working overseas. Most of them were working in Taiwan, the Republic of Korea, and Israel, respectively. Elementary occupations were the top job field for Thai workers, including agricultural workers, metal product manufacturing workers, and general industrial workers.

Furthermore, there were 10,111 permitted job seekers working overseas, with 7,458 persons classifying into five channels of overseas employment. Among them, 3,425 persons were arranged by agencies (33.87%), followed by re-entry at 2,653 persons (26.24%). Additionally, agriculture was the top job field with 3,437 persons (33.99%).

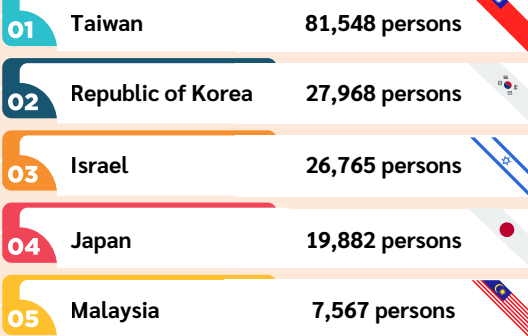
Stock of Thai Workers Employed Overseas



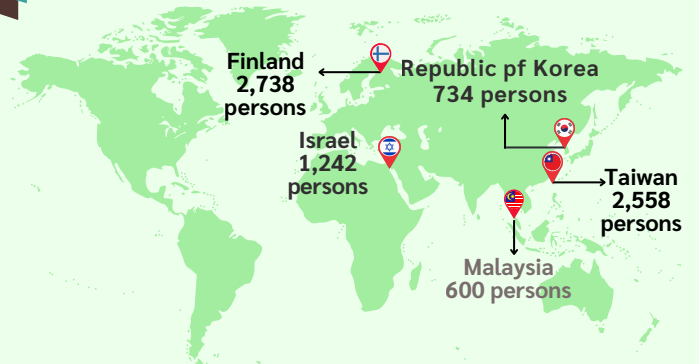
Permission to Work Overseas



Top 5 Destinations by stock of Thai workers




Top 5 Destinations by flow of Thai workers



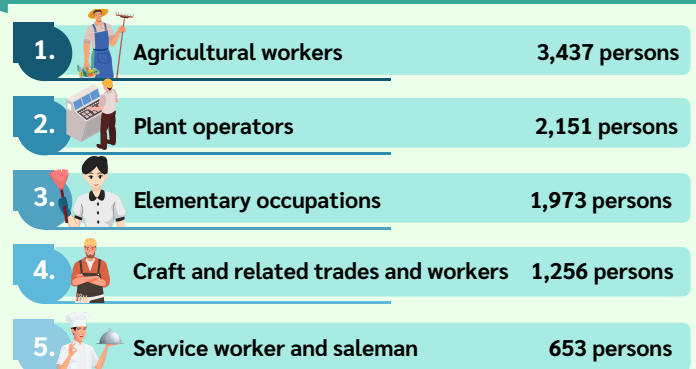
Top 5 Countries where Thai labours still work the most by continents



Classified by arrangements



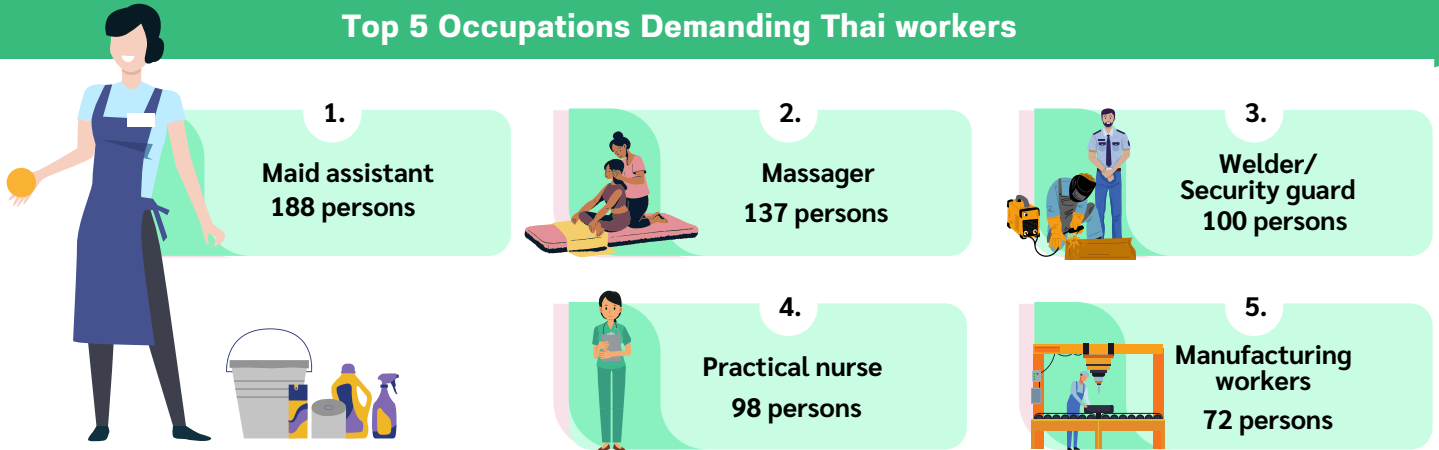
Classified by occupations



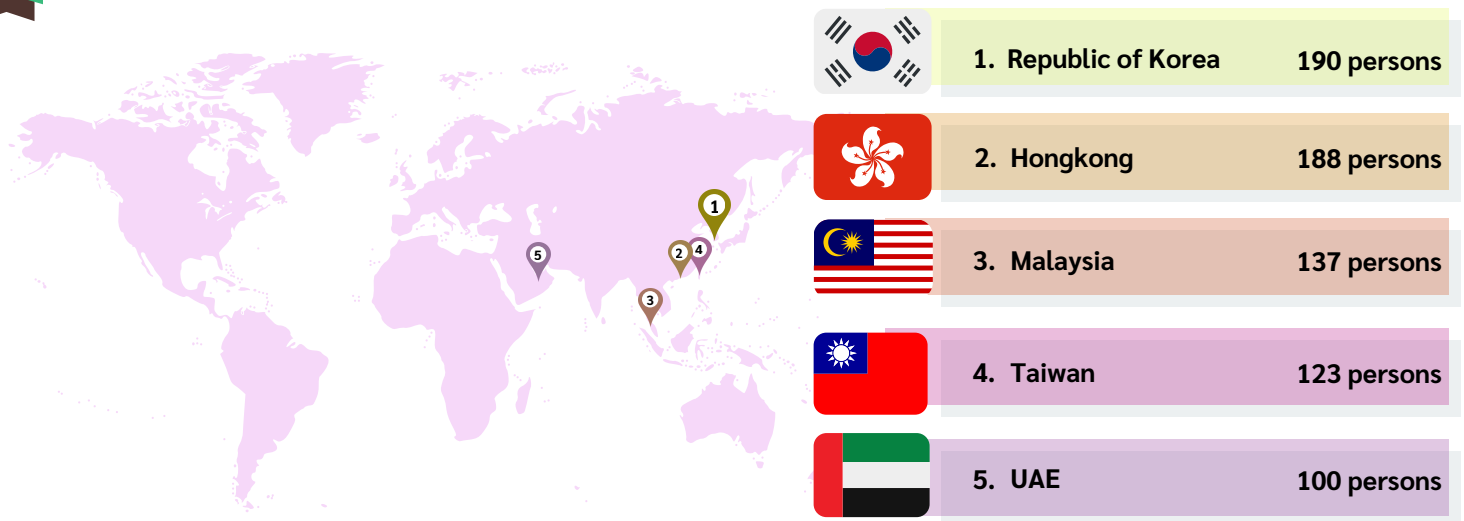
Demand of Thai Workers Employed Overseas

In July 2025, there were 865 labour demand reports from employers via agencies and the DOE. Among the reported positions, 276 (31.91%) were for males, 153 (17.69%) for females, and gender was not specified for 436 positions (50.40%). The most in-demand occupation was maid assistant, totaling 188 persons (21.73%), followed by massager with 137 persons (15.84%), and welder and security guard with 100 persons (11.56%). Furthermore, the Republic of Korea was the top destination for Thai labour demand, accounting for 190 persons (21.97%), followed by Hong Kong with 188 persons (21.73%), and Malaysia with 137 persons (15.84%). As a result, Asia was the continent that needed Thai labour the most, with 656 persons (75.84%).

Top 5 Occupations Demanding Thai workers



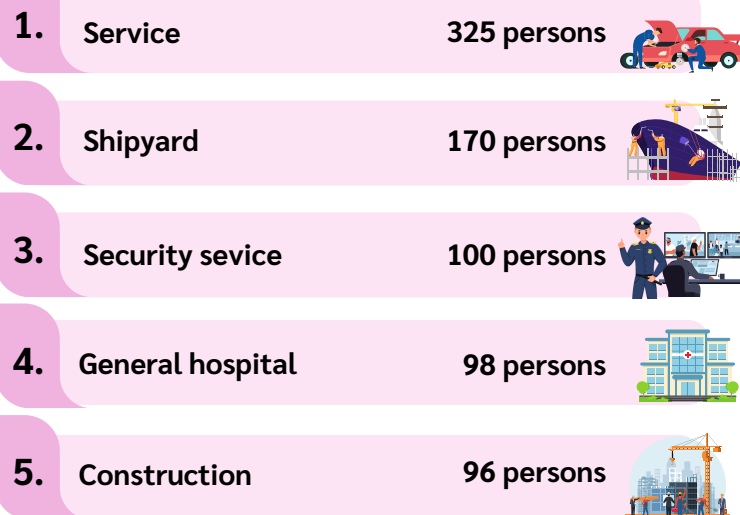
Top 5 Countries Demanding Thai workers



Top Occupations Demanding Thai workers by Continents



Top 5 Industries Demanding Thai workers



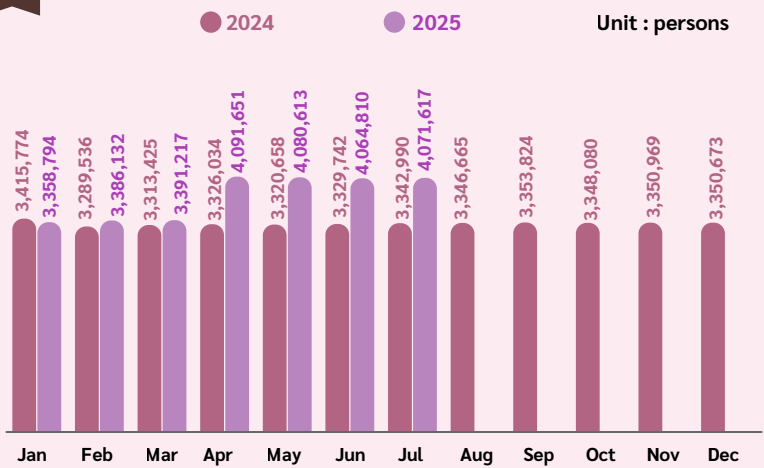
Source : Oversea Employment Administration Division

Labour Immigration : Foreign Workers

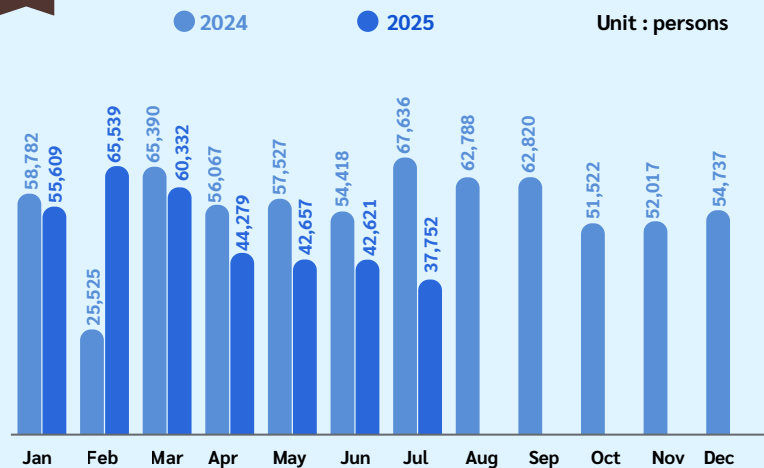
In July 2025, there were 4,071,617 foreign workers in Thailand. Among these were general workers from Myanmar, Laos, Cambodia, and Vietnam, totaling 3,774,719 persons (92.71%). This group was followed by skilled labourers, who accounted for 197,461 persons (4.85%). Finally, there were 99,437 persons categorized as minorities/lifetime workers (2.44%).

Additionally, the total number of foreign workers permitted to work in Thailand was 37,752 persons, classified by type of permission as follows: MOU accounted for 18,957 persons (50.21%), followed by the general type at 7,747 persons (20.52%), and daily or seasonal workers at 7,530 persons (19.95%). Minority/lifetime workers comprised 1,804 persons (4.78%), and finally, BOI workers accounted for 1,714 persons (4.54%).

Stock of foreign workers



Flow of foreign workers



Increased from the same period last year
728,627 persons

YoY
+21.80%

Increased from last month
6,807 persons

MoM
+0.17%

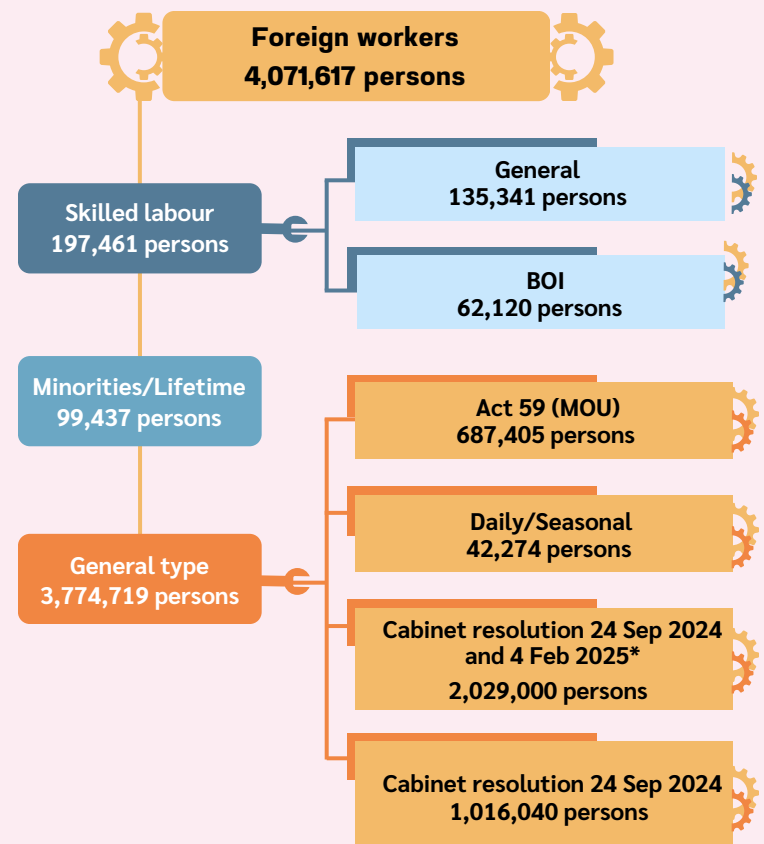
Decreased from the same period last year
29,884 persons

YoY
-44.18%

Decreased from last month
4,869 persons

MoM
-11.42%

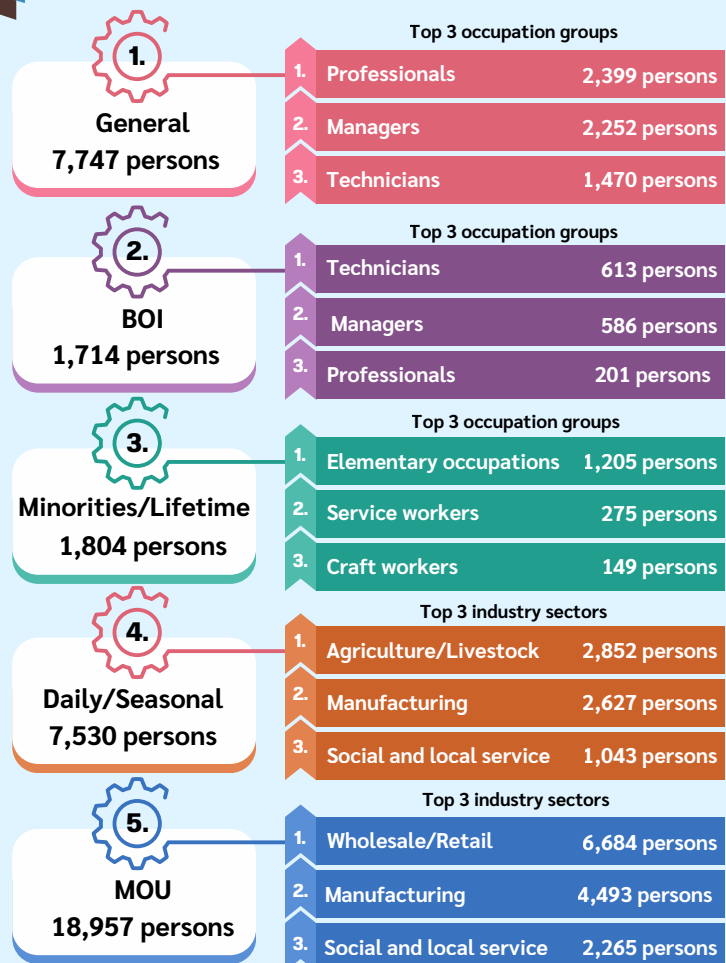
Stock of foreign workers by groups



Remark: 1. Cabinet resolution of 24 September 2024, open registration for undocumented foreign workers of the four CLMV nationalities who are working and residing in Thailand.

2. Cabinet resolution of 4 February 2025, extended the period of renewing work permits of foreign workers of four CLMV nationalities.

Flow of foreign workers by types



Source : Foreign Workers Administration Office

Investment Situation

In July 2025, 95 industrial factories received permission to operate their businesses, representing a 48.92% decrease from the same period the previous year. These factories created 2,514 jobs: 1,471 (58.52%) for males and 1,043 (41.48%) for females. Furthermore, the total investment from these permitted industrial factories was 9,384.09 million baht, a 0.35% decrease from the same period last year. Among the new operations, Bangkok and its surrounding areas accounted for the highest number of permissions, with 31 factories and 1,232 created jobs (49.01% of the total).



New permission 95 factories

Top 3

1. Solar power generation
2. Excavation and draging of gravel, sand and soil
3. Sourcing water and purifying water



Expansion 25 factories

Top 3

1. Excavation and draging of gravel, sand and soil
2. Manufacturing of concrete products
3. Production/assemble/modifying/changing car and trailer's condition



Closure 67 factories

Top 3

1. Excavation and draging of gravel, sand and soil
2. Sand suction
3. Manufacturing of wooden furniture/decoration in building

Number of industrial factories, total investment, and employment

Factory size	Number of industrial factories	Investment (million baht)	Employment (persons)		
			Male	Women	Total
Small industrial factories (Employees do not exceed 50 persons)	83	7,982.81	823	367	1,190
Medium industrial factories (Employees exceed 50 persons but not over 200 persons)	10	901.28	475	401	876
Large industrial factories (employees exceed 200 persons)	2	500.00	173	275	448
Total	95	9,384.09	1,471	1,043	2,514

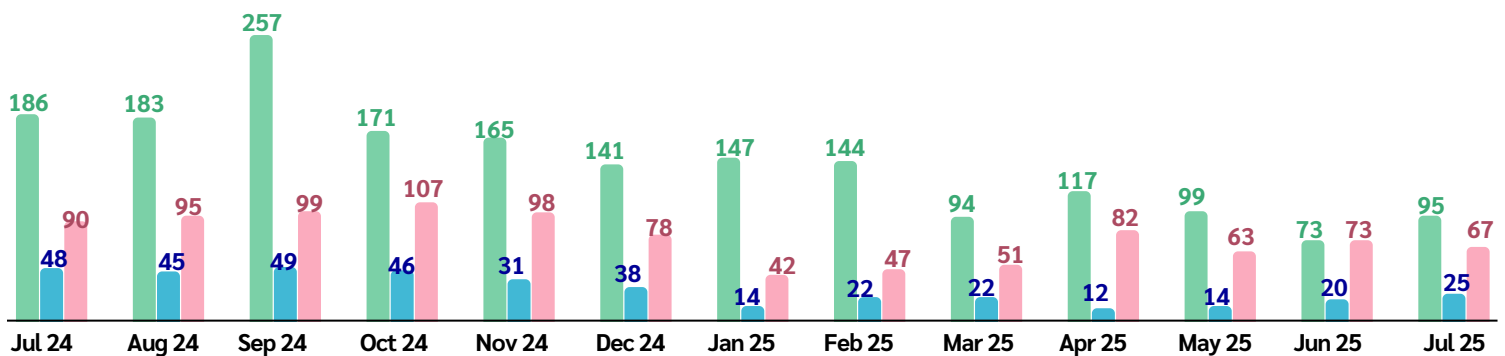
The number of total factory permission, bussiness expansion, and closure in 2024-2025

● Total factory permission

● Total business expansion

● Total closure

Unit: factories

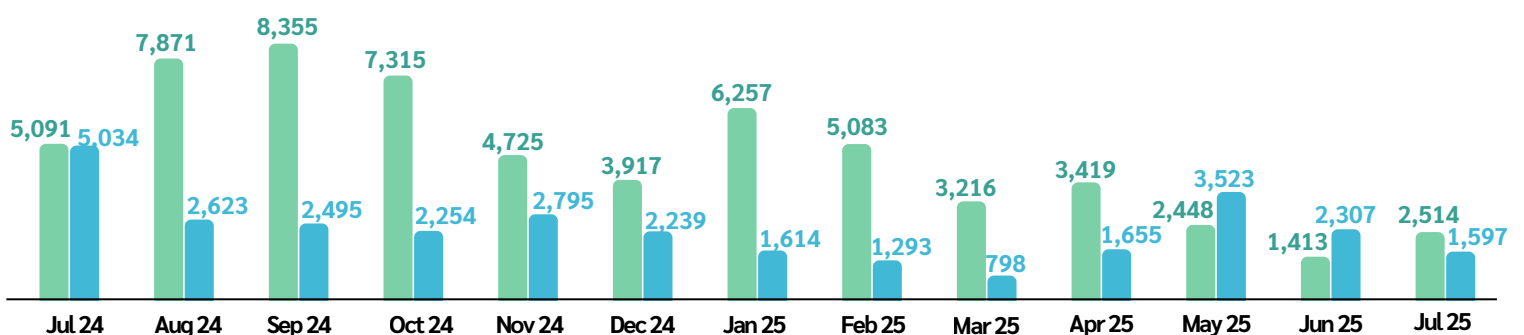


The number of total employment, and dissmisals from 2024-2025

● Total employment

● Total dismissal

Unit: persons




Source: Department of Industrial Workers

Labour Force : Thai Labour Force Survey

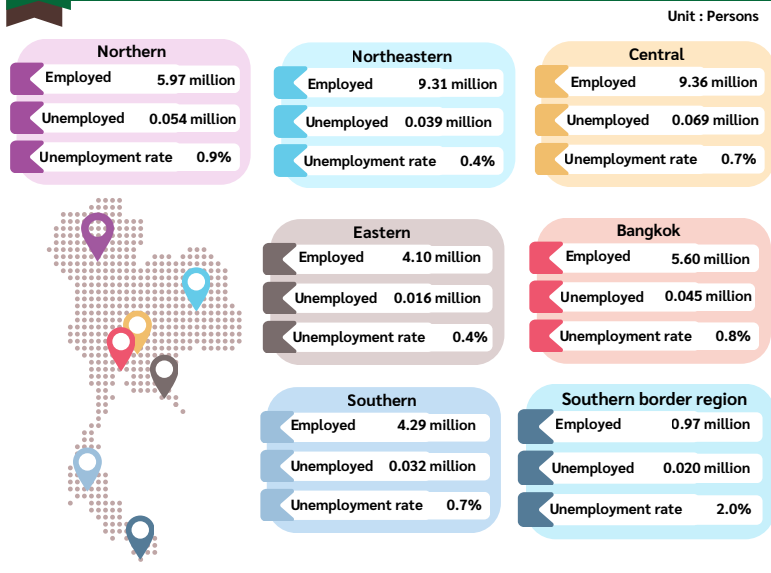
According to the National Statistical Office survey in July 2025, the total population aged 15 and above was 59.47 million persons, of whom 39.92 million were in the labour force. This figure comprised 39.60 million employed persons and 0.275 million unemployed persons (an unemployment rate of 0.7%). Additionally, there were 0.04 million persons who were seasonally inactive in the labour force.

Population structure



*Others : Sickness, retirement, disability incapable of work

Employed and unemployed persons classified by regions



Employed persons

39.60 million persons

Decreased from the same period last year: 0.370 million persons
Jul 24 : 39.97 million persons
YoY -0.93%

Decreased from last month: 0.740 million persons
Jun 25: 40.34 million persons
MoM -1.83%

Unemployed persons

0.275 million persons (0.7% unemployment rate)

Decreased from the same period last year: 0.157 million persons
Jul 24 : 0.432 million persons
YoY -36.34%


Decreased from last month: 0.055 million persons
Jun 25 : 0.33 million persons
MoM -16.67%

Agriculture
11.08 million persons

Non-Agriculture
28.52 million persons


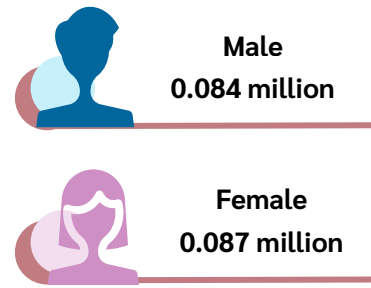
Top 6 Non-Agriculture

(Unit : Persons)

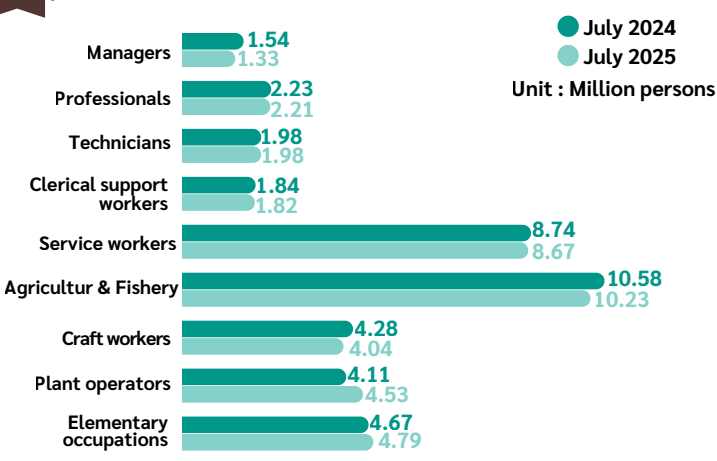


Without work experience
0.171 million persons

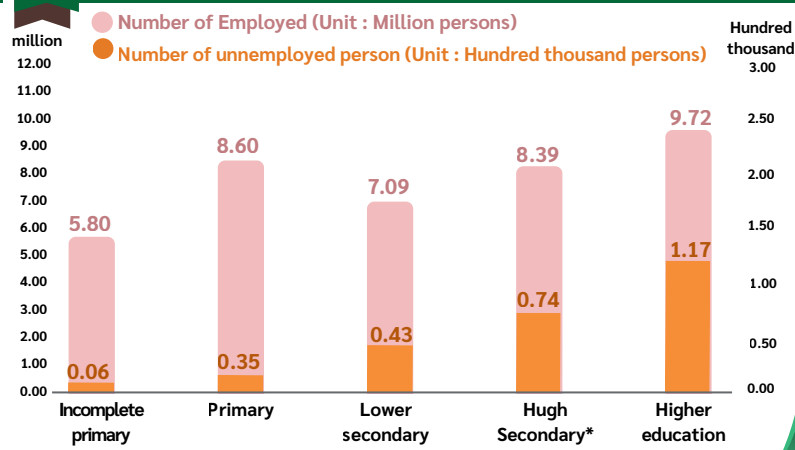
Having work experiences
0.104 million persons



Employed persons by occupation groups



Employed persons by education



* Remark: High secondary includes general, vocational, academic education
Higher education includes diploma, bachelor's degree, master's degree, doctor's degree

Source : National Statistical Office

Registration of Unemployment Insurers

In July 2025, the number of registered insured persons filing for unemployment benefits via the DOE was 93,509, representing an increase of 10,881 persons (13.17%) from the same period last year. This total consisted of 42,182 males (45.11%) and 51,327 females (54.89%). Of the total, 79.63% resigned for reasons including changing jobs, self-employment, taking a respite, or due to sickness.

The registered persons in July 2025 (93,509 persons)

Resignation
74,457 persons
(79.63%)



Female
42,094 persons
(56.53%)



Male
32,363 persons
(43.47%)

Causes of resignation

1. Changing jobs: 37,865 persons
2. Self-employment: 20,781 persons
3. Respite: 8,149 persons
4. Sickness: 7,662 persons

Dismissal
14,432 persons
(15.43%)



Male
7,598 persons
(52.65%)



Female
6,834 persons
(47.35%)

Causes of dismissal

1. Staff reduction: 6,372 persons
2. Termination of contract: 5,685 persons
3. Closure: 2,375 persons

End of contract
4,620 persons
(4.94%)



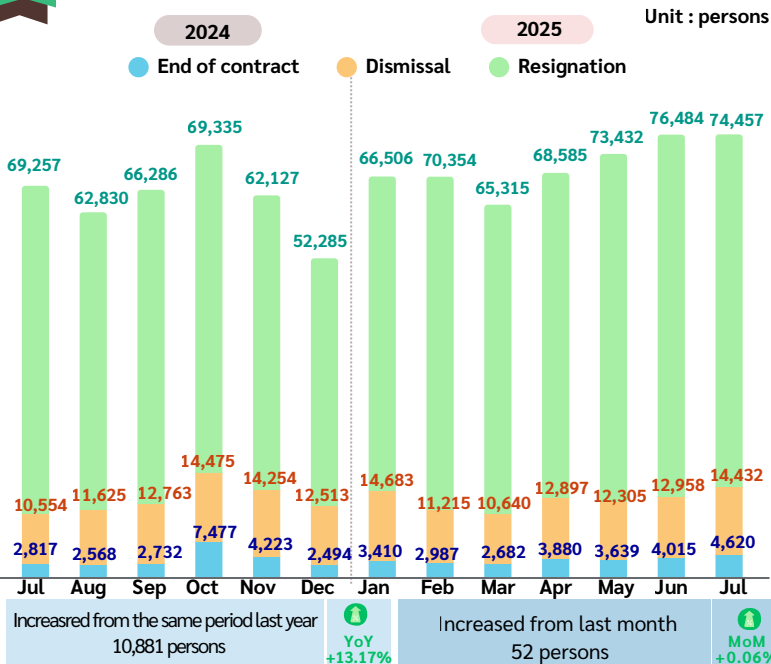
Female
2,399 persons
(51.93%)



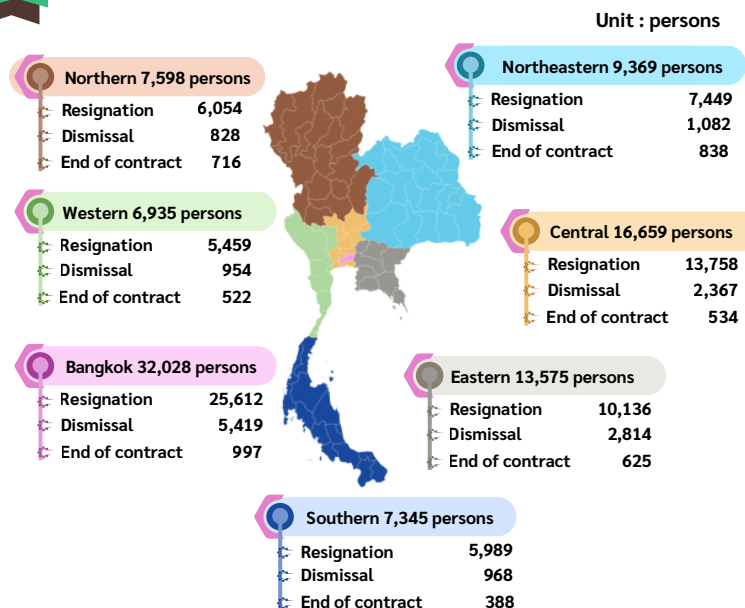
Male
2,221 persons
(48.07%)



The number of insured persons in case of unemployment monthly from 2024-2025



The number of insured persons in case of unemployment, classified by regions



Source : DOE Data Center, Department of Employment, Ministry of Labour

Thai Labour Market Journal Feedback

SCAN ME



@LMl of Thailand



Thai Labour Market Information

Organizers

Consultants

Somchai Morakotsriwan
Mongkol Songkram
Wichit Intharajoen

Director-General, Department of Employment
Deputy Director-General, Department of Employment
Deputy Director-General, Department of Employment

Authors

Suchitra Khajonkidakarn
Dararat Kesontham
Piyanooch Buapen
Nadsitang Phawadee
Supalerk Karnchom
Wasuthorn Phurieksuwan
Nuttasit Mitkaew
Ampawan Chaona
Saroat Phungneat
Thitima Ninpurk
Angkana Wandao

Director, Labour Market Information Administration Division
Labour Specialist, Professional Level
Labour Specialist, Professional Level
Labour Specialist, Professional Level
Labour Specialist, Professional Level
Labour Specialist, Practitioner Level
Statistician
Labour Specialist
Labour Specialist
Labour Specialist
Labour Officer

Translator

Abhiyada Nilkamhang

Labour Specialist



Labour Market Information Administration Division