



Thai Labour Market Journal

Vol No.33 Issue No.9 September 2025



- **Labour Demand (August 2025) 31,574 vacancies**
- **Thai workers working overseas had increased by 34.56% (YoY)**
- **Employed persons 39.90 million
Unemployed persons 0.298 million**
- **The insured person who registered unemployment via DOE 81,162 persons**

CONTENT

1. **Labour Demand (DOE)**
2. **Labour Emigration**
3. **Demand for Thai Labour Working Overseas**
4. **Labour Immigration**
5. **Investment Situation**
6. **Labour Force: Thai Labour Force Survey**
7. **Registration of Unemployment Insures**

Editorial

In August 2025, Thai labour market had 39.90 million employed persons, 2.98 hundred thousand unemployed person. On the part of insured individuals who registered as unemployed persons, there were 81,162 persons, the most reason was resignation with 79.89%. However, there were 31,574 vacancies of labour demand which was reported by employers via DOE. Plus, Thai labour working overseas had increased by 34.56%. Besides Thai labour working overseas, foreign labours who worked in Thailand had also increased by 20.68%

For the further information, please follow <https://www.doe.go.th/prd/lmia>

Labour Demand via DOE

There were 31,574 vacancies of reported labour demand via DOE in August 2025. Among these were 11,838 vacancies (37.49%) at vocational level, followed by secondary level with 10,012 vacancies (31.71%). Next, bachelor's degree and higher with 5,987 vacancies (18.96%), and, primary and lower level at 3,737 vacancies (11.84%) respectively.

Job Vacancies
31,574 vacancies

Decreased from the same period last year 35,286
Aug 24 : 66,860 vacancies

YoY
-52.78%

Decreased from last month 2,329 vacancies
Jul 25 : 33,903 vacancies

MoM
-6.87%

Job Seekers
18,589 persons

Decreased from the same period last year 5,857
Aug 24 : 24,446 persons

YoY
-23.96%

Decreased from last month 3,902 persons
Jul 25 : 22,491 persons

YoY
-17.35%

Job Placement
12,288 persons

Decreased from the same period last year 3,968
Aug 24 : 16,256 persons

YoY
-24.41%

Decreased from last month 3,211 persons
Jul 25 : 15,499 persons

MoM
-20.72%

Labour Demand classified by economic sectors

Agriculture sector
1,237 vacancies

Top 3

1. Cultivation and husbandry
2. Forestry and logging
3. Fishery and aquaculture

Manufacture sector
13,497 vacancies

Top 3

1. Food product production
2. Automotive, semi-truck and truck manufacturing
3. Computer and electronic product manufacturing

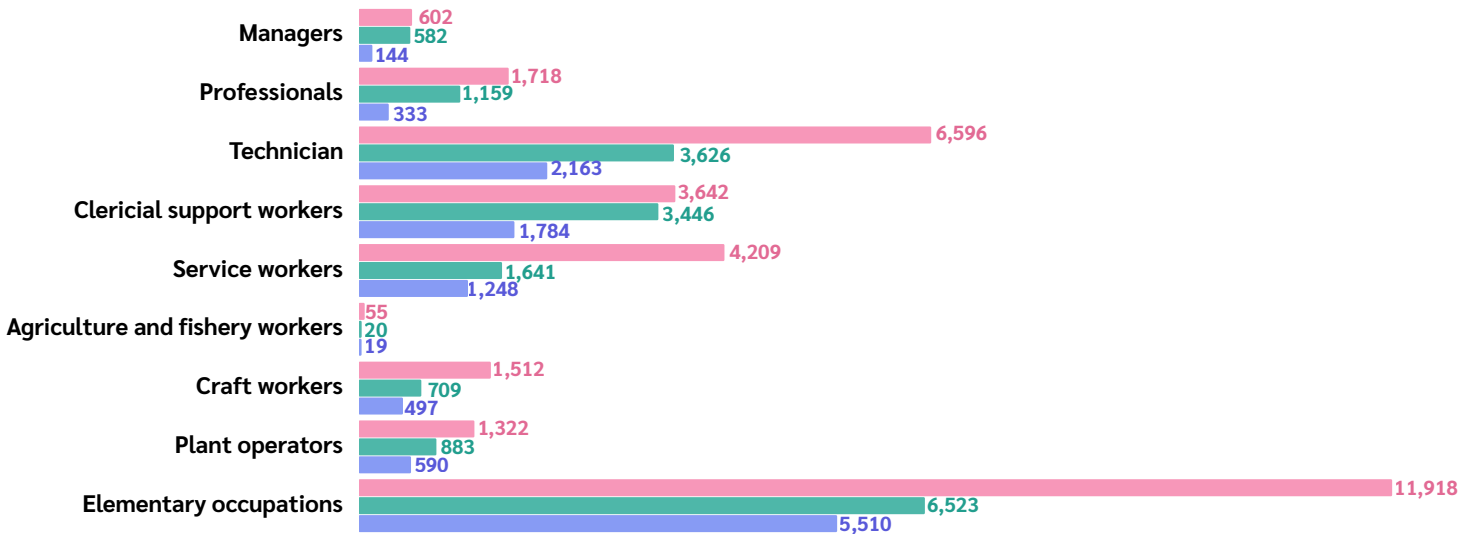
Service and trade sector
16,840 vacancies

Top 3

1. Retail
2. Wholesale
3. Management consultation

Job vacancies, Job seekers and Job placements classified by occupation groups

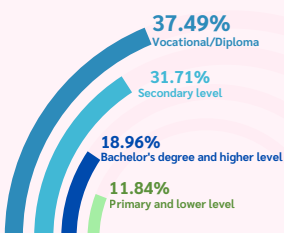
● Labour demand (vacancies) ● Job seeker (persons) ● Job placement (persons)



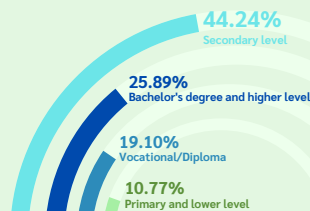
Job vacancies, Job seekers and Job placements classified by education levels

■ Primary and lower level ■ Secondary level ■ Vocational/Diploma ■ Bachelor's degree and higher level

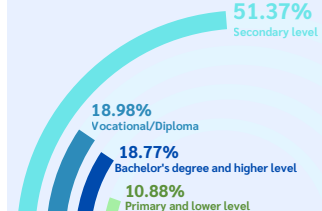
Labour demand



Job seekers



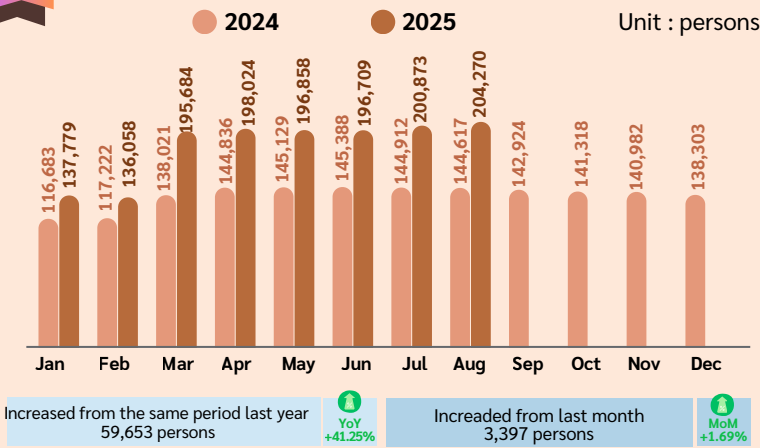
Job placement



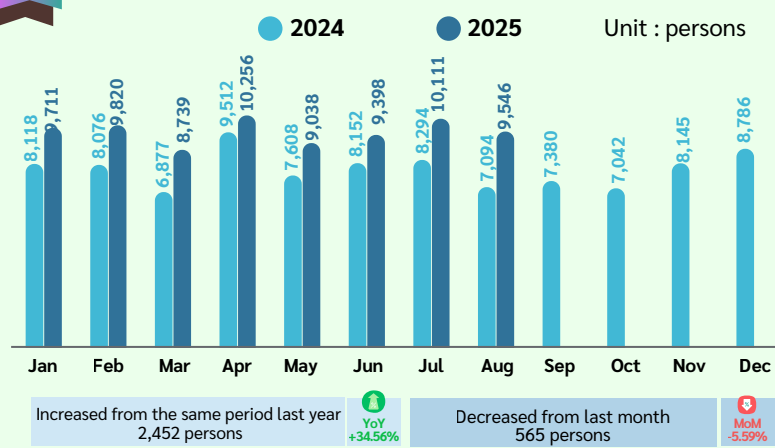
Labour Emigration : Thai workers working overseas

In August 2025, there were still Thai workers who wanted to work overseas 204,270 persons. Top 3 countries that they went to work were Taiwan, Republic of Korea, and Israel. In the part of the occupations, elementary occupations including agricultural workers, metal product manufacturing workers, and general industrial workers were the occupations that Thai labour worked. Also, there were 9,546 job seekers who had permission to work overseas, classified into five channels of overseas employment 6,227 persons: the arrangement of agencies 3,699 persons (38.75%), 3,319 RE-ENTRY persons (34.77%). The top job field was elementary occupations with 2,429 persons (25.45%).

Still working overseas



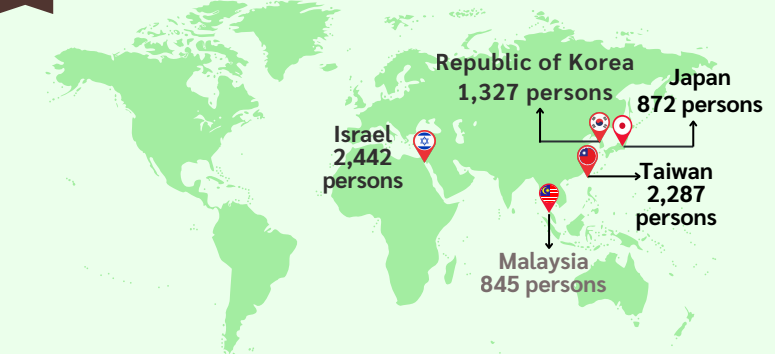
Permitted Thai labour working overseas



Top 5 countries that Thai labour still working

- Taiwan** 82,208 persons
- Republic of Korea** 28,398 persons
- Israel** 28,356 persons
- Japan** 19,882 persons
- Malaysia** 7,886 persons


Top 5 countries for permitted Thai labour to work overseas




Top 5 countries that Thai labour still working by continents

- | Continent | Country | Rank |
|-----------------------|----------------------------------|------|
| Asia | Taiwan | 1 |
| | Republic of Korea | 2 |
| | Japan | 3 |
| | Malaysia | 4 |
| | Singapore | 5 |
| Middle East | Israel | 1 |
| | UAE | 2 |
| | Kuwait | 3 |
| | Qatar | 4 |
| | Bahrain | 5 |
| Europe | Finland | 1 |
| | Portuguese | 2 |
| | Hungary | 3 |
| | Sweden | 4 |
| | Russia | 5 |
| America | Canada | 1 |
| | USA | 2 |
| | Panama | 3 |
| | Greenland | 4 |
| | Northern Mariana Island (Saipan) | 5 |
| Africa | Algeria | 1 |
| | South Africa | 2 |
| | Madagascar | 3 |
| | South Sudan | 4 |
| | Morocco | 5 |
| Australia and Oceania | New Zealand | 1 |
| | Papua New Guinea | 2 |
| | Australia | 3 |
| | Marshall Island | 4 |
| | French Polynesia | 5 |

Classified by arrangement



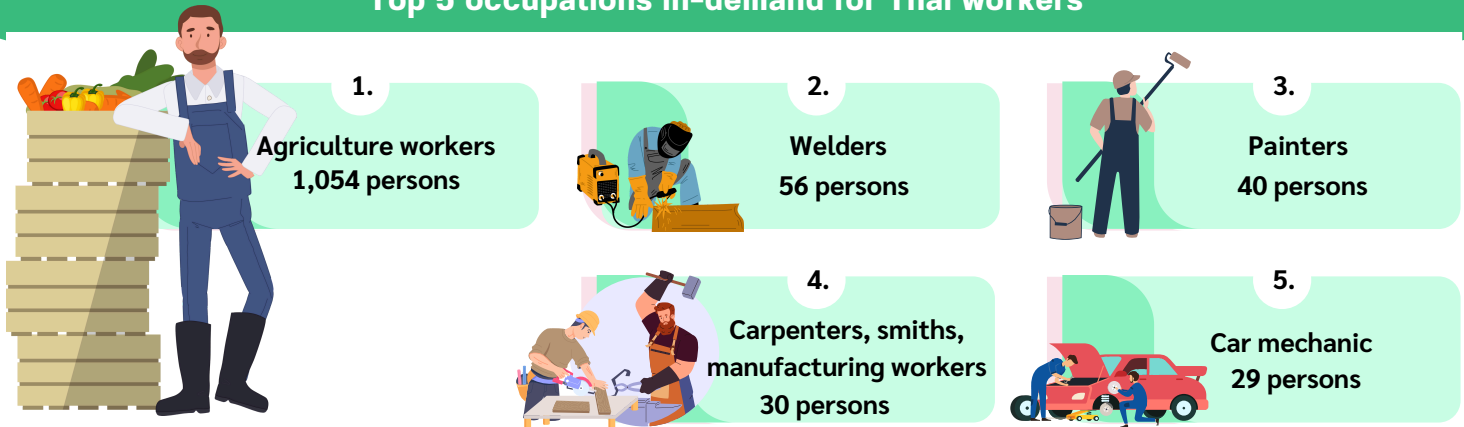
Classified by occupations



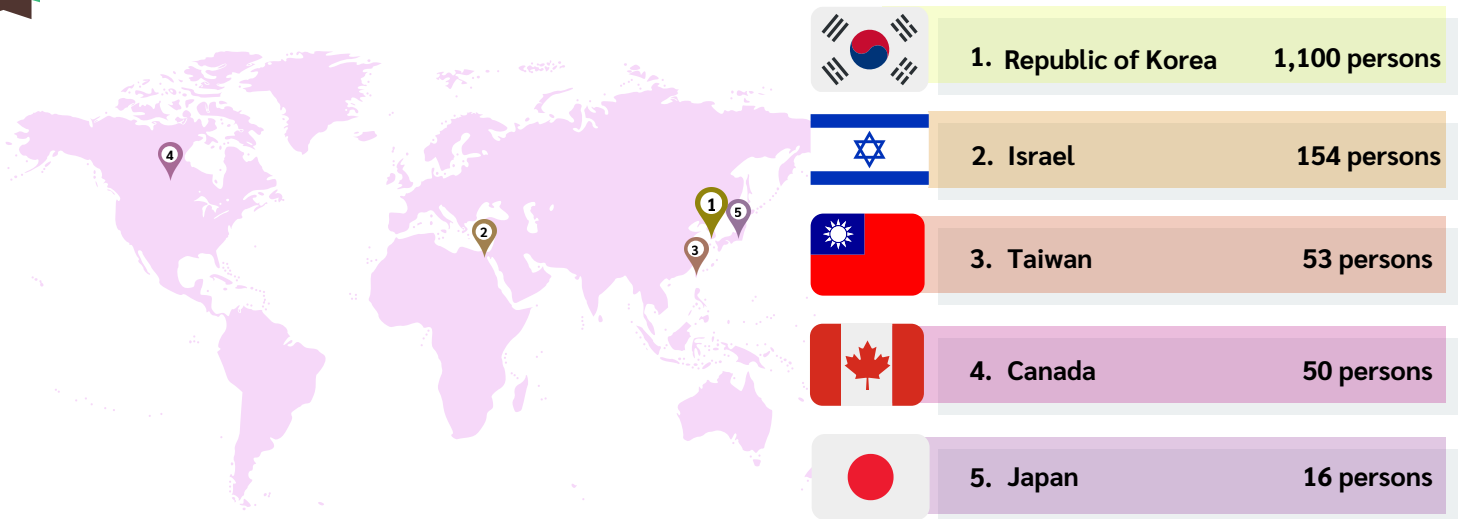
Demand for Thai workers employed overseas

In August 2025, there was labour demand that reported by employers/companies via agencies and DOE 1,381 persons: male 1,321 persons (95.66%), female 6 persons (0.43%), and gender was not specified for 54 persons (3.91%). The most in-demand jobs were agricultural workers with 1,054 persons (76.32%), welder 56 persons (4.06%), painter 40 persons (2.9%) respectively. The countries that had the highest demand of Thai workers was Republic of Korea with 1,100 persons (79.65%), secondly, Israel 154 persons (11.15%), and Taiwan 53 persons (3.84%). Moreover, Asia was the in-demand continent with 1,169 persons (84.65%).

Top 5 occupations in-demand for Thai workers



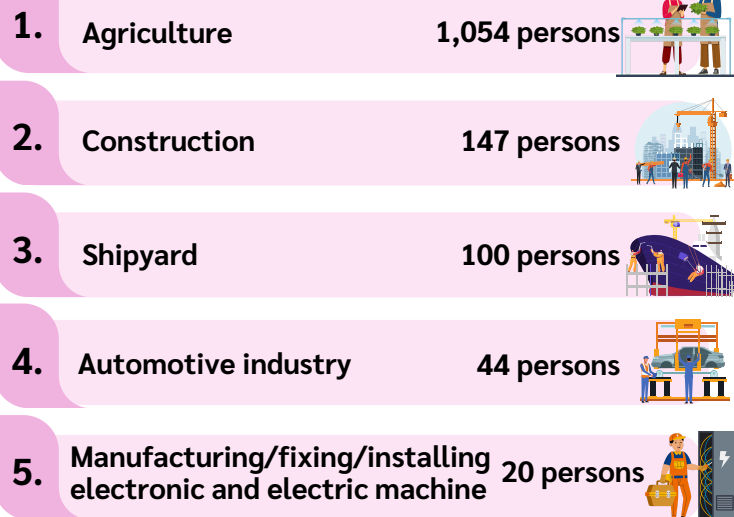
Top 5 countries in-demand for Thai workers



Top occupations in-demand for Thai workers by continents



Top 5 industries in-demand for Thai workers



Source : Overseas Employment Administration Division

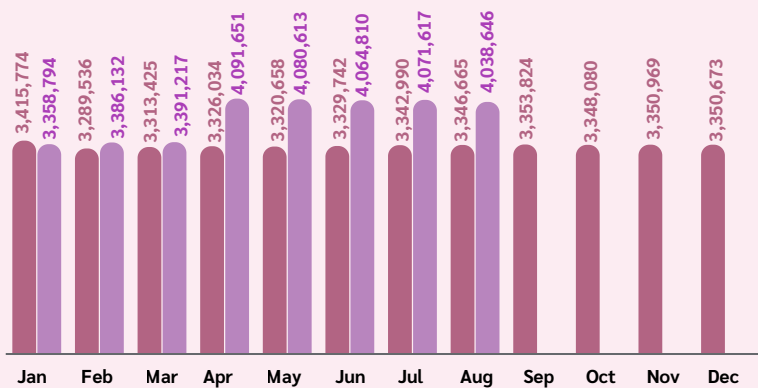
Labour Immigration : Foreign workers

In August 2025, There were 4,038,646 foreign workers in Thailand. Among these were general workers from Myanmar, Lao, Cambodia and Vietnam with 3,739,267 persons (92.59%), followed by skilled labour with 197,613 persons (4.89%). Lastly, 101,766 persons of minorities/lifetime workers (2.52%).

Additionally, foreign workers who permitted to work in Thailand were 41,693 persons, classified by types of permission as follow: MOU 22,850 persons (54.81%), 7,815 persons of daily or seasonal workers (18.74%), and, general type 7,715 persons (18.50%), also, 1,850 persons of minorities/lifetime workers (4.44%), Finally, 1,463 persons of BOI (3.51%) respectively.

Stock of foreign workers

● 2024 ● 2025 Unit : persons



Increased from the same period last year
691,981 persons

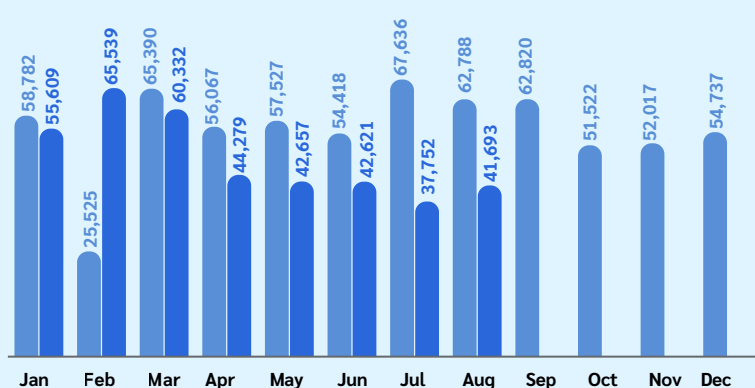
YoY
+20.68%

Decreased from last month
32,971 persons

MoM
-0.81%

Flow of foreign workers

● 2024 ● 2025 Unit : persons



Decreased from the same period last year
21,095 persons

YoY
-31.60%

Increased from last month
3,941 persons

MoM
+10.44%

Stock of foreign workers by groups

Foreign workers
4,038,646 persons

Skilled labours
197,613 persons

General type
134,005 persons

BOI
63,608 persons

Minorities/lifetime
101,766 persons

MOU
674,156 persons

Daily/Seasonal
32,316 persons

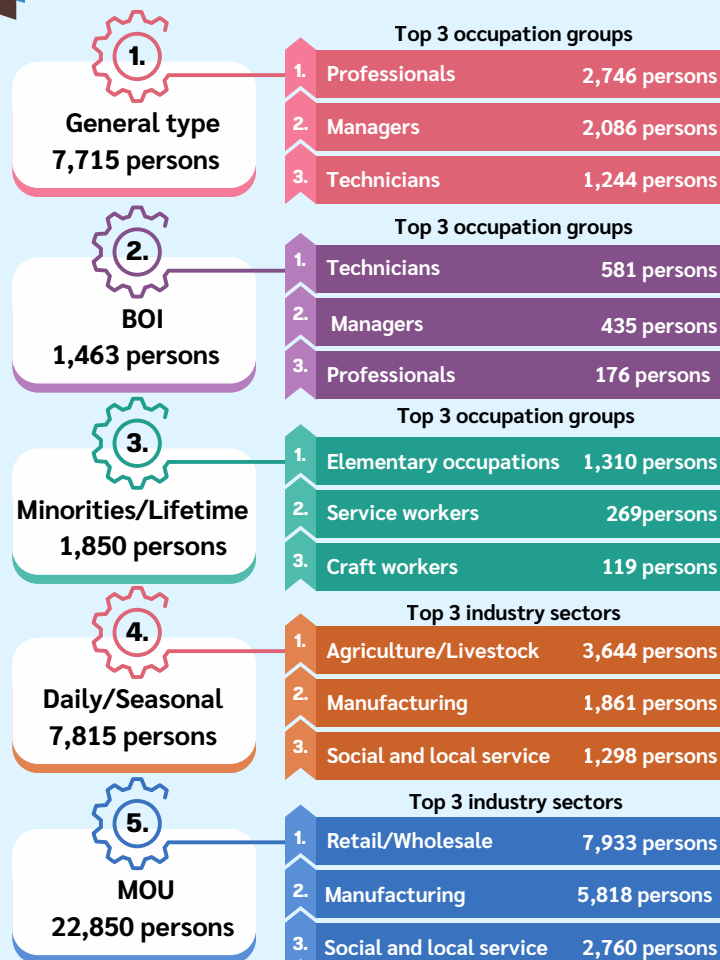
General type
3,739,267 persons

Cabinet resolution 24 Sep 2024
and 4 Feb 2025*
2,028,998 persons

Cabinet resolution 24 Sep 2024
1,003,797 persons

Remark: 1. Cabinet resolution of 24 September 2024, open registration for undocumented foreign workers of the four CLMV nationalities who are working and residing in Thailand.
2. Cabinet resolution of 4 February 2025, extended the period of renewing work permits of foreign workers of four CLMV nationalities.

Flow of new permitted foreign workers by types



Source : Foreign Workers Administration Office

Investment Situation

In August 2025, There were 89 industrial factories received permission to operate their businesses which decreased from the same period previous year 51.37%. These factories created 2,707 jobs: male 1,465 persons (54.11%), and female 1,242 persons (45.89%). Moreover, there was the total investment from permitted to operate industrial factories 5,945.31 million baht, decreased from the same period last year 59.14%. Among these, Bangkok and surrounding areas were the areas that had permission and reported to operate their businesses with the highest number of 34 factories, and created 1,025 jobs (37.86%).



Permission 89 factories

Top 3

1. Manufacturing of concrete products
2. Excavation and draging of gravel, sand and soil
3. Industries' waste product manufacturing



Expansion 14 factories

Top 3

1. Plastic manufacturing (pellets, rods, pipes, straws, sheets, pieces, powder, and others)
2. Industries' waste product manufacturing
3. Preserving aquatic food by baked/smoked/salted/pickeled/ dried



Closure 45 factories

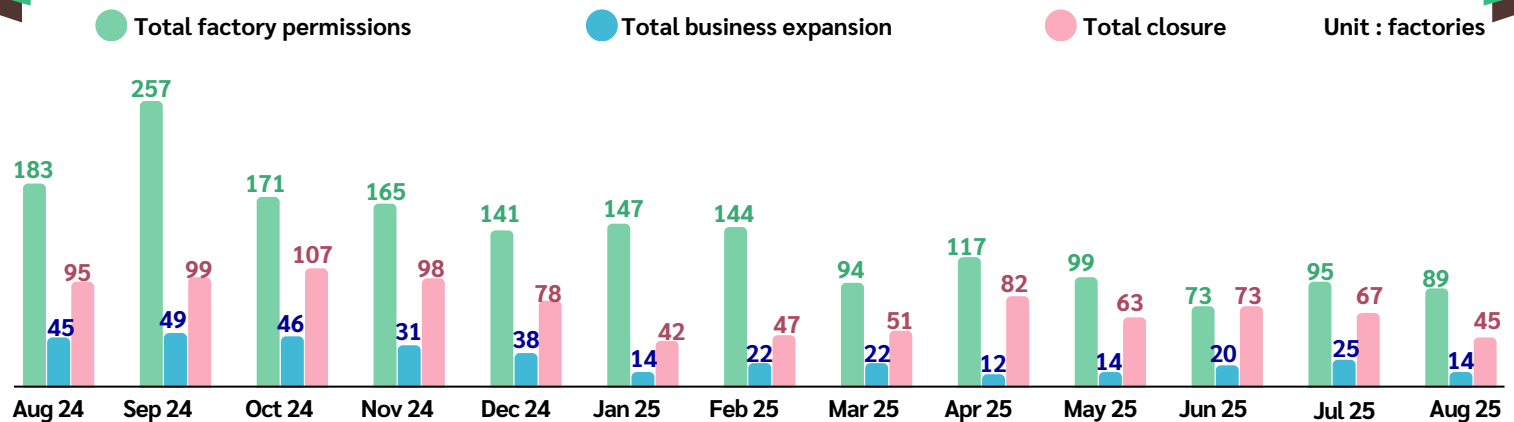
Top 3

1. Excavation and draging of gravel, sand and soil
2. Building materials manufacturing
3. Ice manufacturing

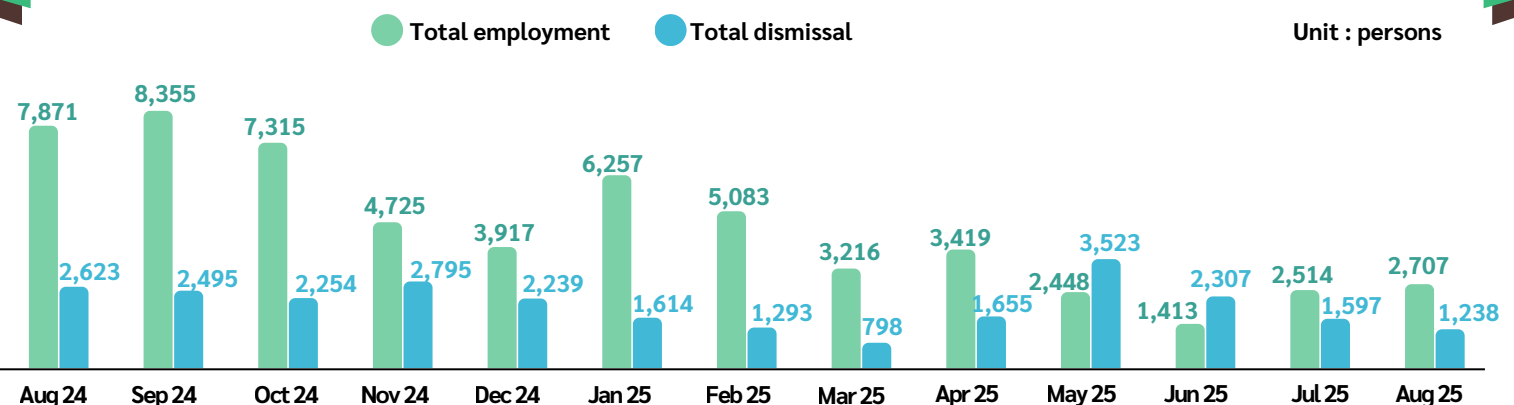
The number of industrial factories, total investment, and employment

Size	Number of factories	Investment (million baht)	Employment (persons)		
			Male	Female	Total
Small industrial factories (Employees do not exceed 50 persons)	79	2,923.75	862	432	1,294
Medium industrial factories (Employees exceed 50 persons but not over 200 persons)	9	2,452.59	449	451	900
Large industrial factories (employees exceed 200 persons)	1	568.97	154	359	513
Total	89	5,945.31	1,465	1,242	2,707

The number of total factory permission, business expansion, and closure in 2024-2025



The number of total employment, and dismissal from 2024-2025



Labour Force : Thai Labour Force Survey

According to the National Statistical Office survey in August 2025, founded 59.49 million persons who aged 15 and above were labour force 40.23 million persons: 39.90 million of employed persons, 2.98 hundred thousand of unemployed persons (0.7% unemployment rate), also, there were 0.03 million persons who seasonally inactivate labour force.

Population structure

Persons aged 15 and above
59.49 million persons

Labour force
40.23 million persons

Employed persons
39.90 million persons

Unemployed persons
0.30 million persons

Seasonally inactivate labour force
0.03 million persons

Not in labour force
19.26 million persons

Young/Eldery
6.14 million persons


Household
4.58 million persons

Student
4.69 million persons

Others *
3.85 million persons

*Others : Sickness, retirement, disability incapable of work

Employed and unemployed persons classified by regions



Employed persons 39.90 million persons

Decreased from the same period last year: 0.02 million
August 24: 39.92 million persons
YoY -0.05%

Increased from last month: 0.3 million
July 25: 39.60 million persons
MoM +0.76%

Unemployed persons 0.298 million persons (0.7% unemployment rate)

Decreased from the same period last year: 0.146 million
August 24 : 0.444 Million persons
YoY -32.88%

Increased from last month: 0.023 million
July 25 : 0.275 million persons
MoM +8.36%

Agriculture

11.90 million persons

Non- Agriculture

28.00 million persons

Top 6 Non-Agriculture

- Wholesale: 6.92 million persons
- Manufacturing: 6.58 million persons
- Accommodation: 3.23 million persons
- Building: 2.03 million persons
- Government Administration: 1.67 million persons
- Transportation: 1.62 million persons

Without work experience
0.193 million persons

Having work experiences
0.105 million persons

Male

0.114 million persons

Female

0.079 million persons

Agriculture

0.003 million persons

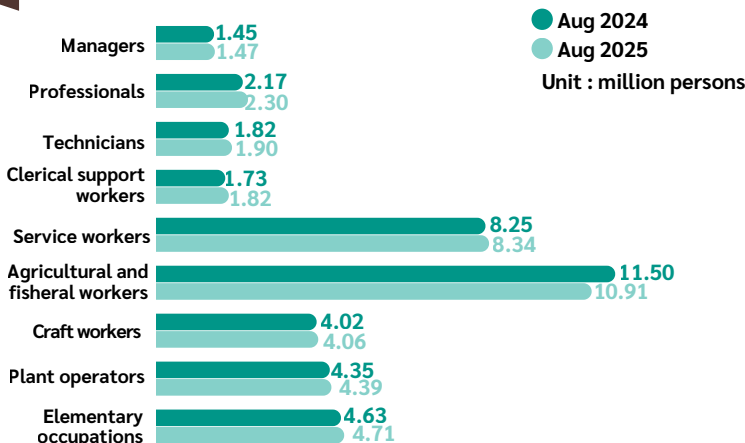
Manufacturing

0.021 million persons

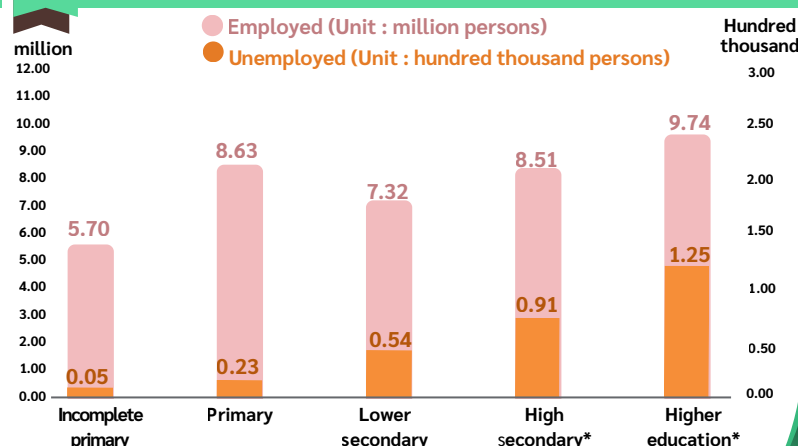
Service and trade

0.081 million persons

Employed persons by occupation groups



Employed persons by education



* Remark: High secondary includes general, vocational, academic education
Higher education includes diploma, bachelor's degree, master's degree, doctor's degree

Registration of Unemployment Insurers

In August 2025, the number of registered insured persons from unemployment via DOE were 81,162 persons, which increased from the same period last year 4,139 persons (5.37%): male 36,436 persons (44.89%), female 44,726 persons (55.11%). 79.89% of them resigned with the reasons including changing jobs, self-employment, respite, or due to sickness.

The registered persons in August 2025 (81,162 persons)

Resignation
64,841
persons
(79.89%)



Female 36,762 persons
(56.70%)



Male 32,363 persons
(43.47%)

Causes of resignation

1. Changing jobs 32,982 persons
2. Self-employment 18,182 persons
3. Respite 6,923 persons
4. Sickness 6,754 persons

Dismissal
12,408
persons
(15.29%)



Male 6,394 persons
(51.53%)



Female 6,014 persons
(48.47%)

Causes of dismissal

1. Staff reduction 5,608 persons
2. Termination of contract 4,704 persons
3. Closure 2,096 persons

End of contract
3,913
persons
(4.82%)



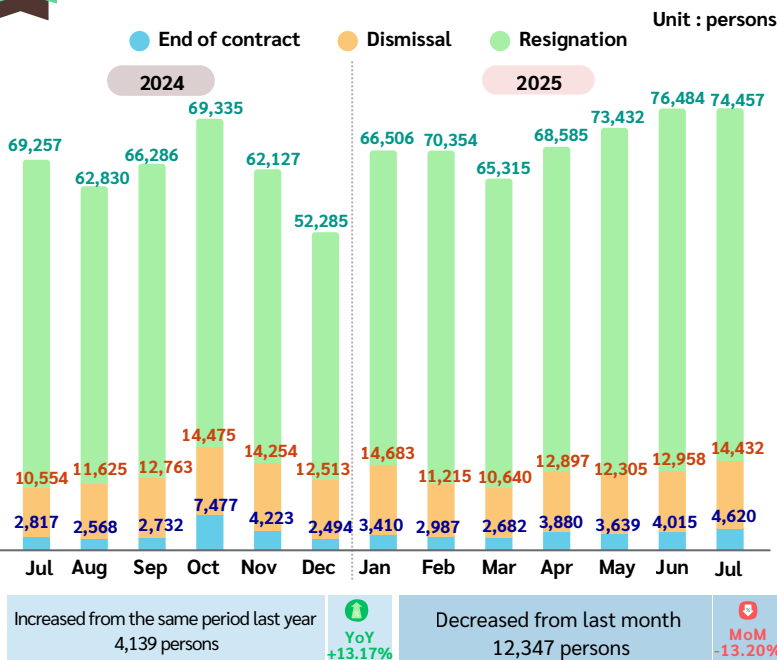
Male 1,963 persons
(50.17%)



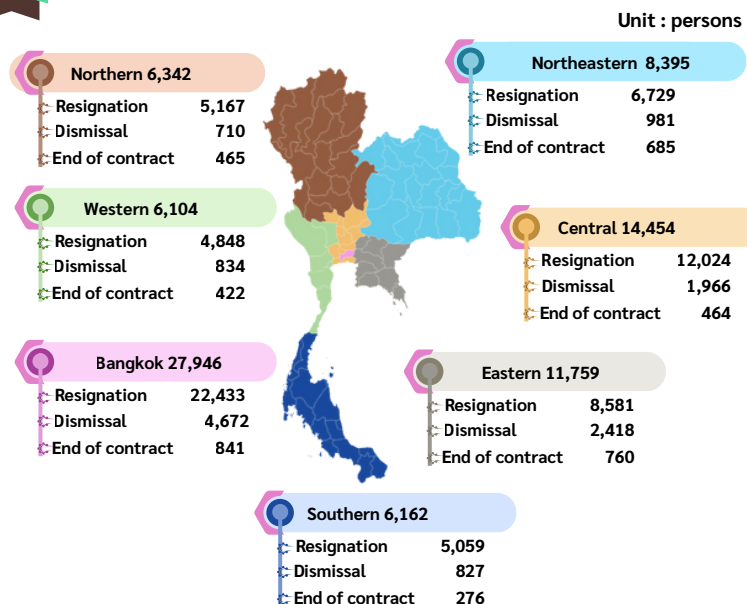
Female 1,950 persons
(49.83%)



The number of insured persons in case of unemployment monthly from 2024-2025



The number of insured persons in case of unemployment, classified by region



Thai Labour Market Journal Feedback

SCAN ME



@LMInfofThailand



Thai Labour Market Information

Organizers

Consultants

Pichet Thongphan
Mongkol Songkram
Wichit Intharajoen

Director-General of Department of Employment
Deputy Director-General, Department of Employment
Deputy Director-General, Department of Employment

Authors

Suchitra Khajonkidakarn
Dararat Kesontham
Piyanooch Buapen
Nadsitang Phawadee
Supalerk Karnchom
Wasuthorn Phurieksuwan
Nuttasit Mitkaew
Ampawan Chaona
Saroat Phungneat
Thitima Ninpurk
Angkana Wandao

Director, Labour Market Information Administration Division
Labour Specialist, Senior Professional Level
Labour Specialist, Professional Level
Labour Specialist, Professional Level
Labour Specialist, Professional Level
Labour Specialist, Practitioner Level
Statistician
Labour Specialist
Labour Specialist
Labour Specialist
Labour Officer

Translator

Abhyada Nilkamhang

Labour Specialist



Labour Market Information Administration Division