



DEPARTMENT OF EMPLOYMENT

# Thai Labour Market Journal

Vol. 33 Issue No. 10 October 2025



- Labour demand (September 2025) 22,669 vacancies
- Thai workers working overseas had increased 28.44% (YoY)
- Employed person 40.09 million  
Unemployed person 0.324 million
- The insured persons who registered unemployed via DOE were 82,121 persons

## CONTENT

1. Labour Demand (DOE)
2. Labour Emigration
3. Demand for Thai Labour Working Overseas
4. Labour Immigration
5. Investment Situation
6. Labour Force: Thai Labour Force Survey
7. Registration of Unemployment Insures

## Editorial

In September 2025, Thai labour market had 40.09 million employed persons, and 0.324 million of unemployed persons. On the part of insured persons who registered as unemployed persons, there were 82,121 persons with several reasons. The most reason was resignation with 79.78%. However, there were employers and companies reported in-demand labour via DOE 22,669 vacancies. Moreover, Thai workers who working overseas had increased by 28.44%, while foreign workers also increased by 19.49%.

For further information, news about labour market in Thailand or labour market articles, please follow <https://www.doe.go.th/prd/lmia>

# Labour Demand : Labour Requirement via DOE

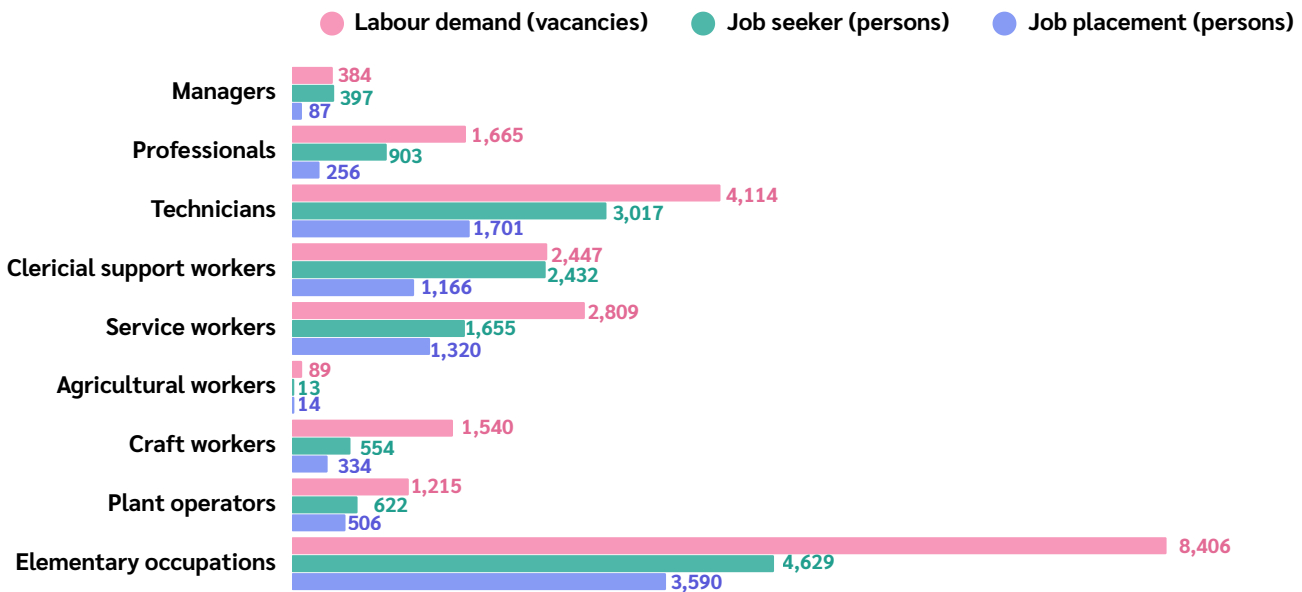
In September 2025, there were 22,669 vacancies of reported labour demand by employers/companies via DOE. The highest demand was 8,629 vacancies at vocational level and diploma (38.07%), followed by secondary level at 6,813 vacancies (30.05%). At bachelor's degree and higher level, there were 4,383 vacancies (19.33%). Lastly, there were 2,844 vacancies at the primary and lower level (12.55%).



## Labour demand classified by economic sectors

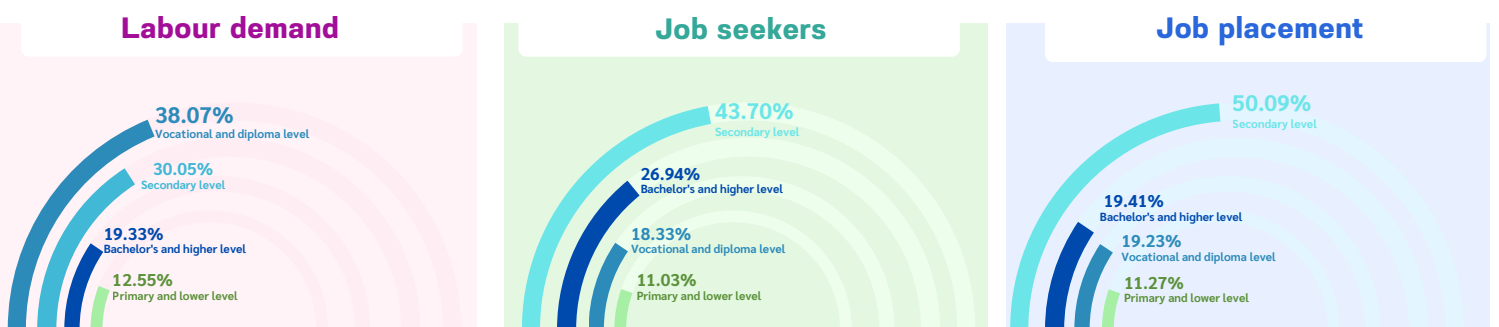


## Job Vacancies, Job Seekers and Job Placements classified by occupation groups



## Job Vacancies, Job Seekers and Job Placements classified by education groups

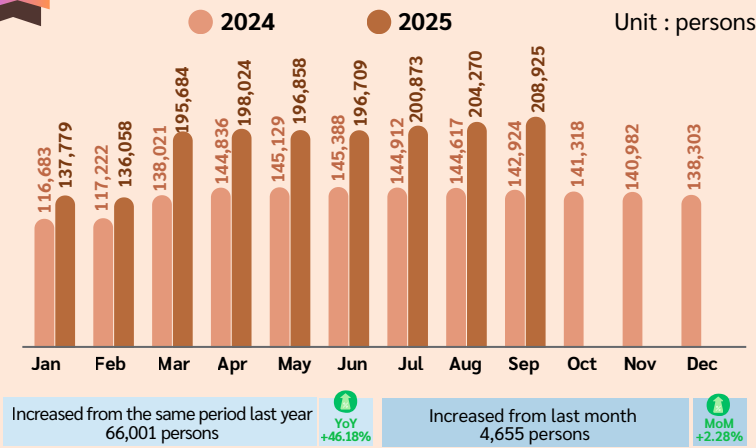
Primary and lower level    Secondary level    Vocational and diploma level    Bachelor's and higher level



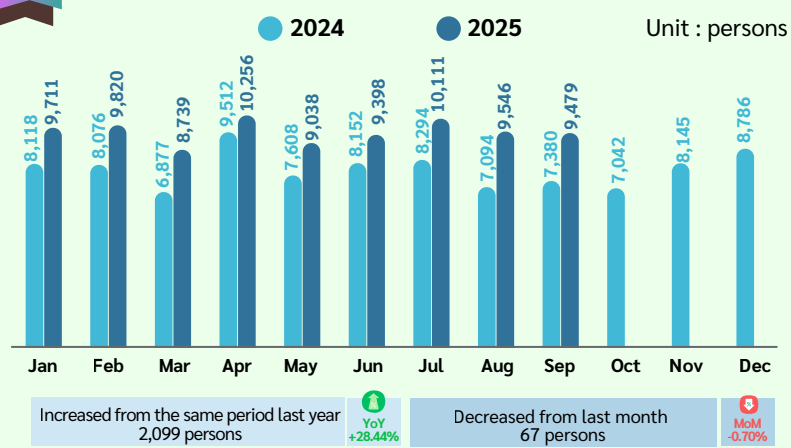
# Labour Emigration : Thai workers working overseas

In September 2025, there were still Thai workers who wanted to work overseas 208,925 persons. Top 3 countries that they went to work were Taiwan, Israel, and Republic of Korea. In the part of the occupations, elementary occupations including agricultural workers, metal product manufacturing workers, and general industrial workers were the occupations that Thai labour worked. Also, there were 9,479 job seekers who had permission to work overseas, classified into 5 channels of overseas employment 6,745 persons: the arrangement of agencies 3,510 persons (37.03%), and 2,734 RE-ENTRY persons (28.84%). The top job field was agricultural workers with 2,515 persons (26.53%).


## Still working overseas



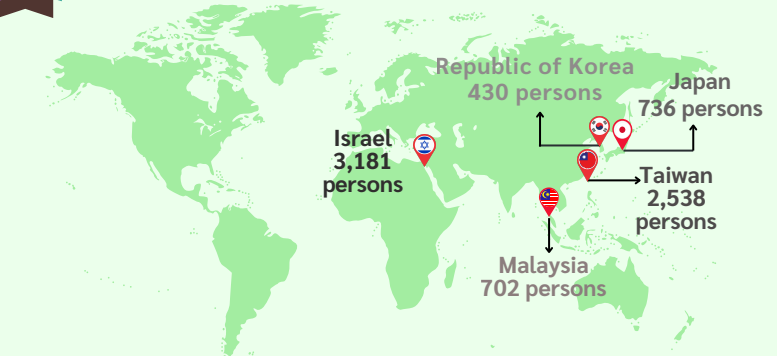
## Permitted Thai labour working overseas



## Top 5 countries that Thai workers still working




## Top 5 countries by flow of Thai workers employed overseas



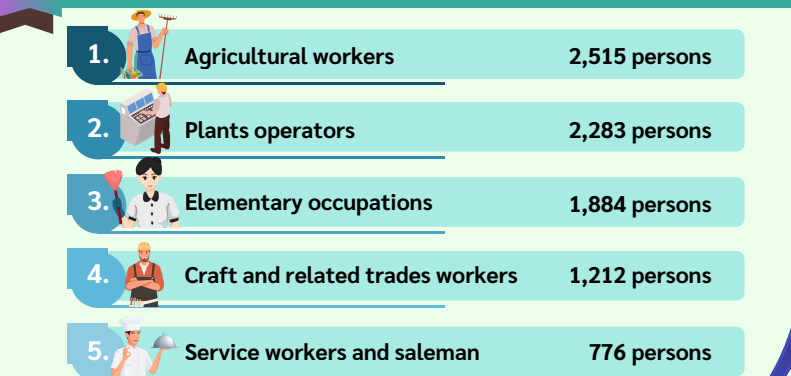
## Top 5 countries that Thai workers still working by regions



## Classified by arrangement



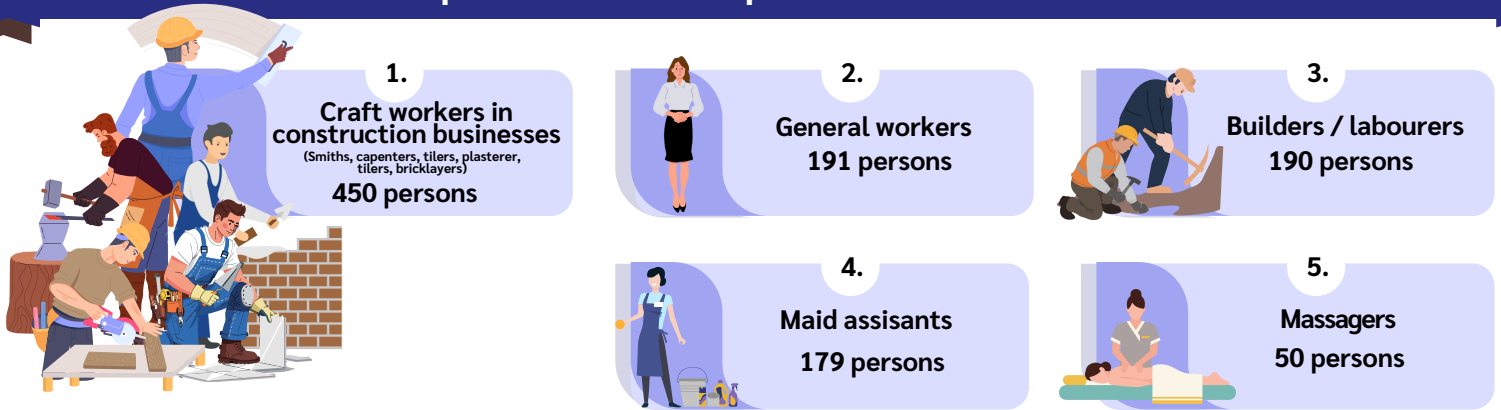
## Classified by occupations



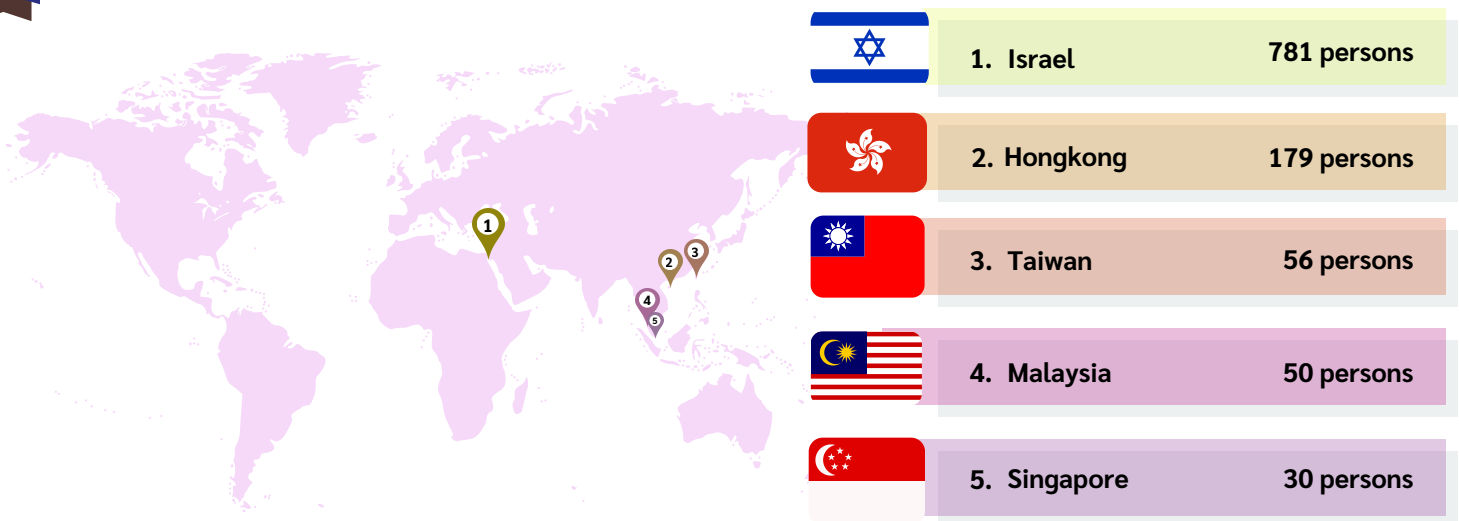
# Demand for Thai workers employed overseas

In September 2025, there were employers/companies reported a total demand of 1,129 Thai workers employed overseas via agencies and DOE. Among them were male 668 persons (59.17%), female 50 persons (4.43%), and gender was not specified 411 persons (36.40%). The most in-demand job for Thai workers employed overseas was Craft workers in construction businesses with 450 persons (39.86%), followed by general workers with 191 persons (16.92%), and 140 builders and constructors (16.83%). The country that had demand in Thai workers the most was Israel with 781 persons (69.18%). Secondly, Hongkong with 179 persons (15.85%), followed by Taiwan with 56 persons (4.96%) respectively. Moreover, the middle east was the region that had the most in-demand for Thai workers with 797 persons (70.59%).

## Top 5 in-demand occupations for Thai workers



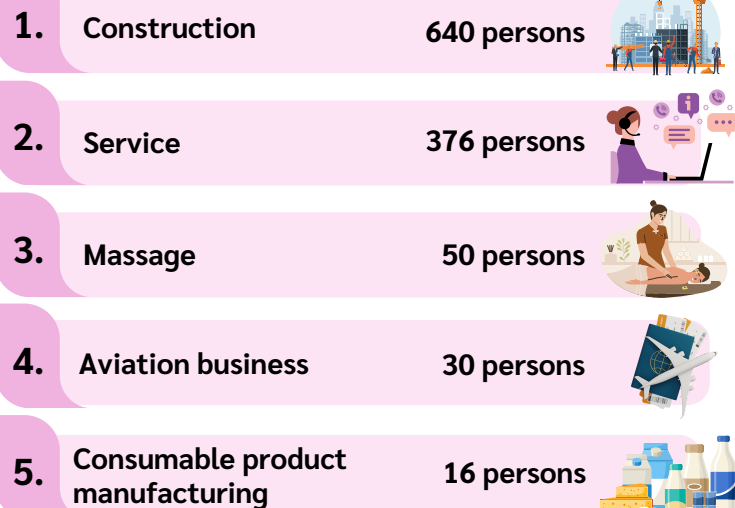
## Top 5 in-demand countries for Thai workers



## Top 5 in-demand regions for Thai workers



## Top 5 in-demand industries for Thai workers



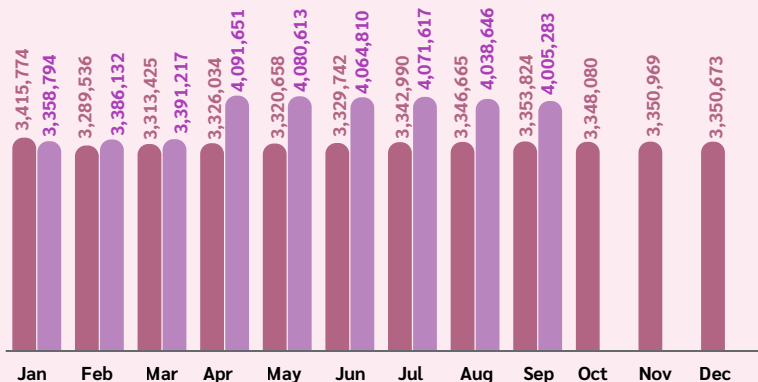
# Labour Immigration : Foreign Workers

In September 2025, there were 4,005,283 foreign workers in Thailand. Among these were general workers from Myanmar, Lao, Cambodia and Vietnam with 3,702,952 persons (92.45%). Followed by 202,263 persons of skilled labour (5.05%), and minorities/lifetime workers with 100,168 persons (2.50%).

Additionally, foreign workers who permitted to work in Thailand were 56,164 persons, classified by types of permissions as follow: MOU 36,443 persons (64.89%), general type 10,288 persons (18.32%), 4,028 persons of minorities/lifetime workers (7.17%). 3,404 persons of daily and seasonal workers (6.06%), lastly, BOI 2,001 persons (3.56%).

### Stock of foreign workers

● 2024 ● 2025 Unit : persons



Increased from the same period last year  
651,459 persons

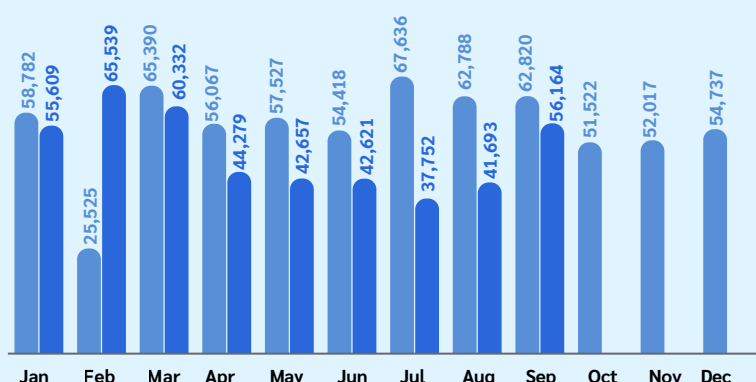
YoY  
+19.42%

Decreased from last month  
33,363 persons

MoM  
-0.83%

### Flow of foreign workers

● 2024 ● 2025 Unit : persons



Decreased from the same period last year  
6,656 persons

YoY  
-10.60%

Increased from last month  
14,471 persons

MoM  
+34.71%

### Stock of foreign workers by groups

**Foreign workers**  
4,005,283 persons

Skilled labour  
202,263 persons

General type  
136,341 persons

BOI  
65,922 persons

Minorities / lifetime  
100,068 persons

MOU  
664,655 persons

Daily / Seasonal  
21,651 persons

General type  
3,702,952 persons

Cabinet resolution 24 Sep 2024  
and 4 Feb 2025\*  
2,016,353 persons

Cabinet resolution 24 Sep 2024  
1,000,293 persons

Remark: 1. Cabinet resolution of 24 September 2024, open registration for undocumented foreign workers of the four CLMV nationalities who are working and residing in Thailand.  
2. Cabinet resolution of 4 February 2025, extended the period of renewing work permits of foreign workers of four CLMV nationalities.

### Flow of foreign workers by types

Top 3 occupation groups



Top 3 occupation groups



Top 3 occupation groups



Top 3 industry sectors



Top 3 industry sectors



# Investment Situation

In September 2025, there were 114 industrial factories received permission to operate their businesses which decreased from the same period last year 55.64%. These factories created 3,383 jobs. Among these were male 1,967 persons (58.14%), and female 1,416 persons (41.86%). Moreover, the total investment from permitted factories was 10,540.45 million baht which decreased from the same period last year 60.96%. Bangkok and surrounding areas were the areas that had the highest number of permitted factories with 40 factories, created 1,654 jobs (48.90%).



**Permission  
114 factories**

Top 3

1. Manufacturing of concrete product
2. Cold room factories, and waste separation and burial
3. Container manufacturing, Excavation and dragging of gravel, sand and soil



**Expansion  
43 factories**

Top 3

1. Ice manufacturing/cutting/mincing/sliding
2. Container manufacturing
3. Metal turning/drilling/boring/milling/planning/grinding/welding



**Closure  
97 factories**

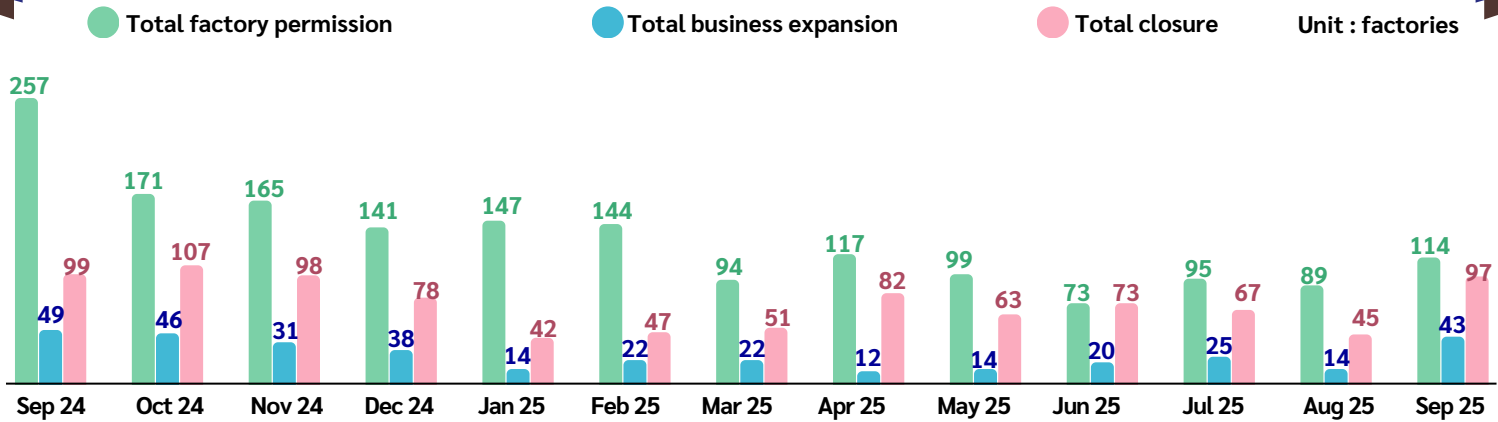
Top 3

1. Excavation and dragging of gravel, sand and soil
2. Automotive repairation
3. Ice manufacturing/cutting/mincing/sliding

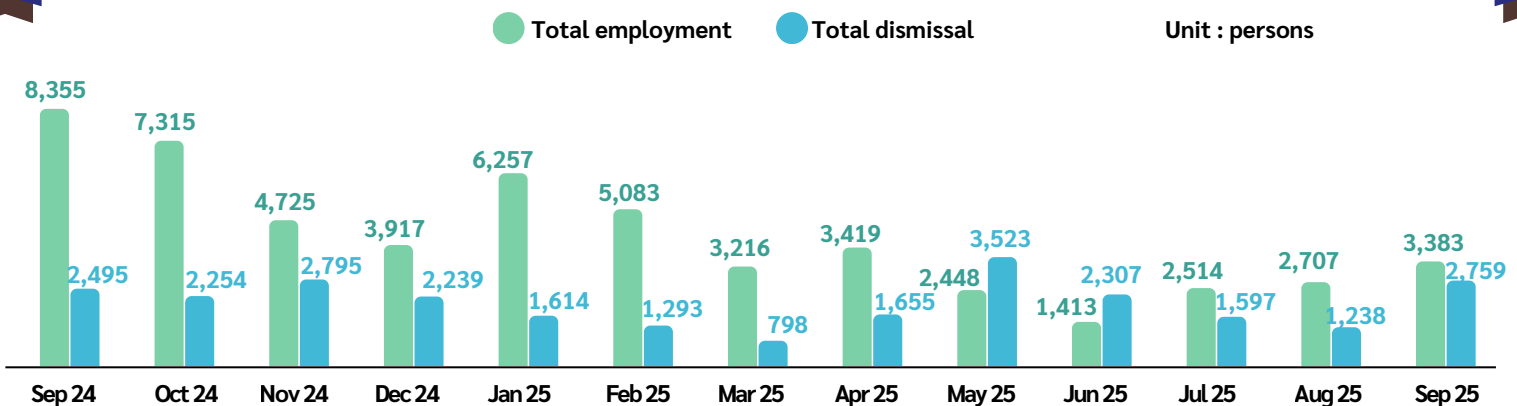
## The number of industrial factories, total investment, and employment

Size	Number of factories	Investment (million baht)	Employment (persons)		
			Male	Female	Total
Small industrial factories (Employees do not exceed 50 persons)	99	3,990.32	1,068	481	1,549
Medium industrial factories (Employees exceed 50 persons but not over 200 persons)	13	3,243.42	579	599	1,178
Large industrial factories (Employees exceed 200 persons)	2	3,306.71	320	336	656
<b>Total</b>	<b>114</b>	<b>10,540.45</b>	<b>1,967</b>	<b>1,416</b>	<b>3,383</b>

## The number of total factory permission, business expansion, and closure from 2024-2025



## The number of employment, and dismissal from 2024-2025

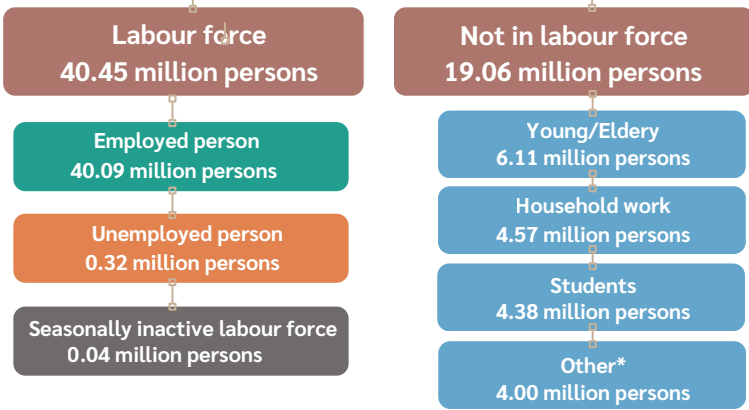


# Labour Force : Thai Labour Force Survey

According to National Statistical Office survey in **September 2025**, there were 59.51 million persons who aged 15 years old and above. Among these were work force 40.45 million persons: 40.09 million persons of employed persons, and 0.324 million persons of unemployed persons (unemployment rate 0.8%), also, there were 0.04 million persons of seasonally inactivate labour force.


## Population structure

Persons aged 15 and above  
59.51 million persons



\*Others : illness, retirement, disability incapable of work

## Employed and unemployed persons classified by region



## Employed persons 40.09 million persons

Decreased from the same period last year 0.230 million person  
Sep 24 : 40.32 million persons  
YoY **-0.57%**

Increased from last month 0.190 million persons  
Aug 25 : 39.90 million persons  
MoM **+0.48%**

## Unemployed persons 0.324 million persons (0.8% of unemployment rate)

Decreased from the same period last year 0.0190 million persons  
Sep 24 : 0.343 million persons  
YoY **-5.54%**

Increased from last month 0.0260 million persons  
Aug 25 : 0.298 million persons  
MoM **+8.73%**

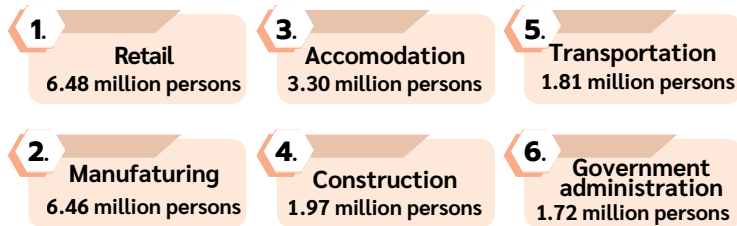
## Agriculture

12.68 million persons

## Non-agriculture

27.41 million persons

## Top 6 non-agriculture



Without work experiences  
0.167 million persons

Having work experiences  
0.157 million persons

Male  
0.093 million persons

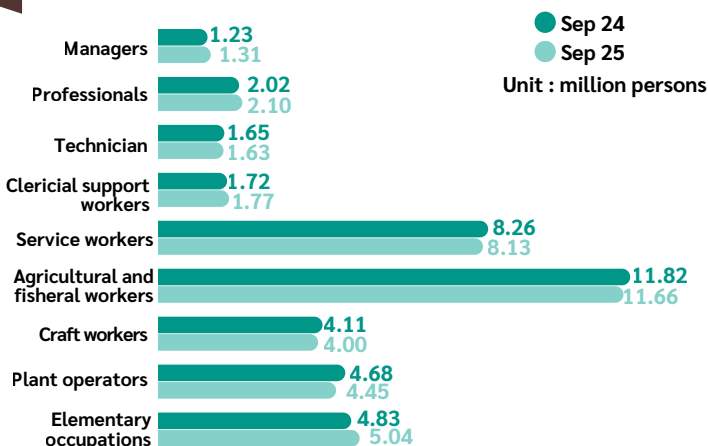
Agriculture sector  
0.004 million persons

Manufacturing sector  
0.042 million persons

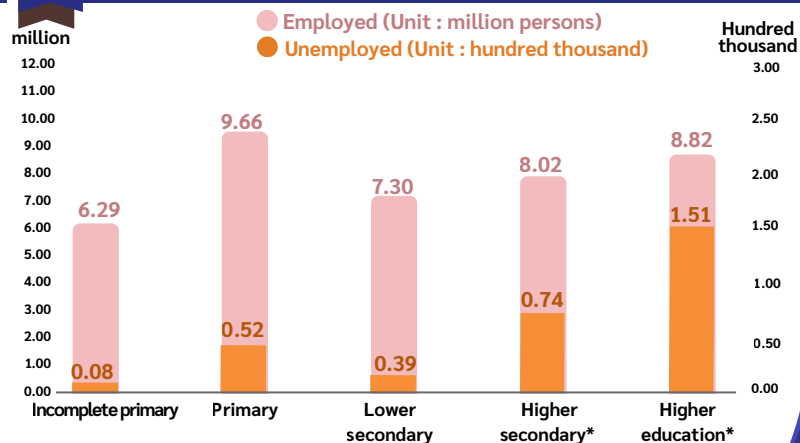
Female  
0.074 million persons

Service and trade sector  
0.111 million persons

## Employed persons by occupation groups



## Employed persons by education



\* Remark : Upper secondary includes general education, vocational education and academic education  
Higher education includes diploma, bachelor's degree, master's degree and doctor's degree

Source : National Statistical Office

# Registration of Unemployment Insurers

In September 2025, there were 82,121 registered insured persons from unemployment via DOE which increased from the same period last year 340 persons (0.42%). The group consisted of 36,427 males (44.36%), and 45,694 females (55.64%). The majority was resignation (79.78%) with reasons including changing jobs, self-employment, respite, or due to sickness respectively.

## The registered persons in September 2025 ( 82,121 persons)

**Resignation**  
65,519 persons  
(79.78%)



Female 37,486 persons  
(57.21%)



Male 28,033 persons  
(42.79%)

### Cause of resignation

1. Changing jobs 33,512 persons
2. Self-employment 17,897 persons
3. Respite 7,251 persons
4. Sickness 6,859 persons

**Dismissal**  
12,678 persons  
(15.44%)



Male 6,442 persons  
(50.81%)



Female 6,236 persons  
(49.19%)

### Cause of dismissal

1. Staff reduction 5,691 persons
2. Termination of contract 4,953 persons
3. closure 2,034 persons

**End of contract**  
3,924 persons  
(4.78%)



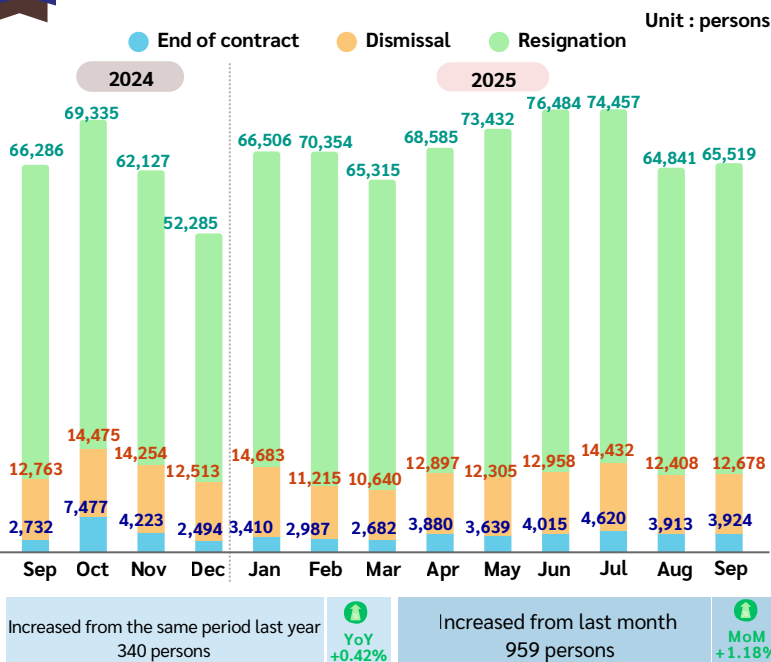
Female 1,972 persons  
(50.25%)



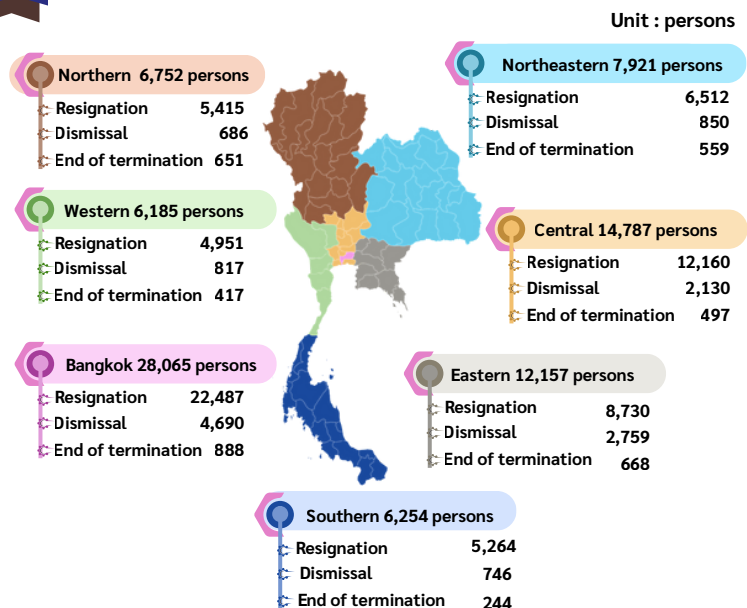
Male 1,952 persons  
(49.75%)



The number of insured persons in case of unemployment monthly from 2024-2025



The number of insured persons on case of unemployment, classified by region



# Thai Labour Market Journal Feedback

SCAN ME



## Organizer

### Consultants

**Pichet Thongphan**  
**Mongkol Songkram**  
**Wichit Intharajaroen**

**Director-General of Department of Employment**  
**Deputy Director-General, Department of Employment**  
**Deputy Director-General, Department of Employment**

### Authors

**Suchitra Khajonkidakarn**  
**Dararat Kesontham**  
**Piyanooch Buapen**  
**Nadsitang Phawadee**  
**Supalerk Karnchom**  
**Wasuthorn Phurieksuwan**  
**Nuttasit Mitkaew**  
**Ampawan Chaona**  
**Saroat Phungneat**  
**Thitima Ninpurk**  
**Angkana Wandao**

**Director, Labour Market Information Administration Division**  
**Labour Specialist, Senior Professional Level**  
**Labour Specialist, Professional Level**  
**Labour Specialist, Professional Level**  
**Labour Specialist, Professional Level**  
**Labour Specialist, Practitioner Level**  
**Statistician**  
**Labour Specialist**  
**Labour Specialist**  
**Labour Specialist**  
**Labour Officer**

### Translator

**Abhiyada Nilkamhang**

**Labour Specialist**



**Labour Market Information Administration Division**