



Thai Labour Market Journal

Vol. 33 Issue No. 12 December 2025



- **Labour demand (November 2025) 52,906 vacancies**
- **Thai workers working overseas had increased 20.69% (YoY)**
- **Employed person 39.85 million
Unemployed person 0.273 million**
- **The insured persons who registered unemployed via DOE were 76,474 persons**

CONTENT

- 1. Labour Demand (DOE)**
- 2. Labour Emigration**
- 3. Demand for Thai Labour Working Overseas**
- 4. Labour Immigration**
- 5. Investment Situation**
- 6. Labour Force: Thai Labour Force Survey**
- 7. Registration of Unemployment Insures**

Editorial

In November 2025, Thai labour market had 39.85 million employed persons, and 0.273 million of unemployed persons. On the part of insured persons who registered as unemployed persons, there were 76,474 persons with several reasons. The most reason was resignation with 79.10%. However, there were employers and companies reported in-demand labour via DOE 52,906 vacancies. Moreover, Thai workers who working overseas had increased by 20.69%, while foreign workers also increased by 17.02%.

For further information, news about labour market in Thailand or labour market articles, please follow <https://www.doe.go.th/prd/lmia>

Labour Demand : Labour Requirement via DOE

In November 2025, there were 52,906 vacancies of reported labour demand by employers/companies via DOE. The highest demand was 16,334 vacancies at vocational level and diploma (30.87%), followed by secondary level at 16,180 vacancies (30.59%). At bachelor's degree and higher level, there were 16,107 vacancies (30.44%). Lastly, there were 4,285 vacancies at the primary and lower level (8.10%).

Job Vacancies
52,906 vacancies

Increased from the same period last year 14,424 vacancies
Nov 24 : 38,482 vacancies
YoY +37.48%

Increased from last month 21,529 vacancies
Oct 25 : 31,377 vacancies
MoM +68.61%

Job Seekers
25,121 persons

Increased from the same period last year 255 persons
Nov 24 : 24,866 persons
YoY +1.03%

Increased from last month 4,934 persons
Oct 25: 20,187 persons
MoM +24.44%

Job Placement
16,636 persons

Increased from the same period last year 281 persons
Nov 24 : 16,355 persons
YoY +1.72%

Increased from last month 3,091 persons
Oct 25: 13,545 persons
MoM +22.82%

Labour demand classified by economic sectors

Agriculture sector
223 vacancies

Top 3

1. Cultivation and husbandry
2. Forestry and logging
3. Aquaculture and fishery

Manufacturing sector
14,852 vacancies

Top 3

1. Food product
2. Computer product manufacturing
3. Automotive, truck and semi-truck manufacturing

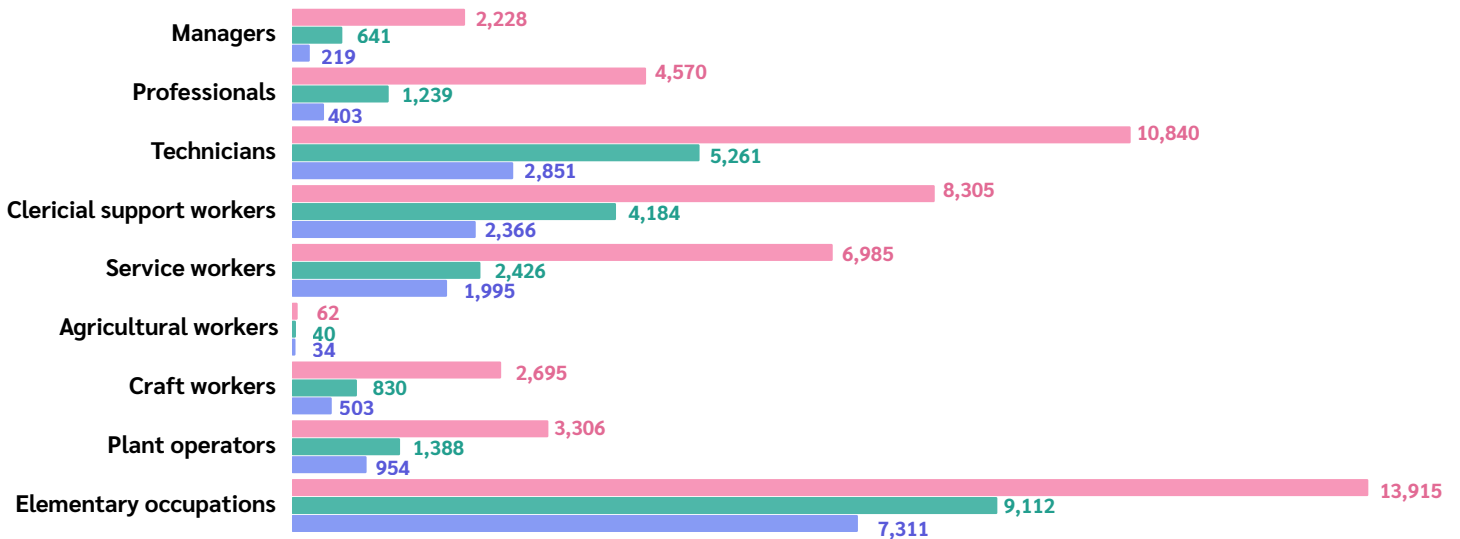
Service and trade sector
37,831 vacancies

Top 3

1. Retail
2. Job placement activities
3. Publishing, distributing, or disseminating

Job Vacancies, Job Seekers and Job Placements classified by occupation groups


● Labour demand (vacancies) ● Job seekers (persons) ● Job placement (persons)




Job Vacancies, Job Seekers and Job Placements classified by education groups

■ Primary and lower level ■ Secondary level ■ Vocational and diploma level ■ Bachelor's and higher level

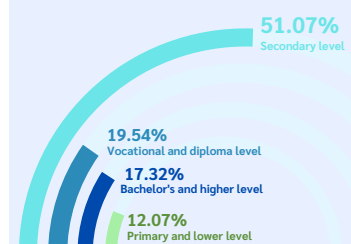
Labour demand



Job seekers



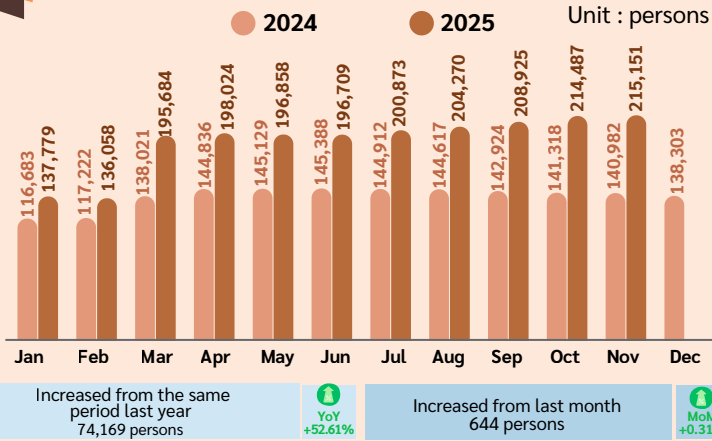
Job placement



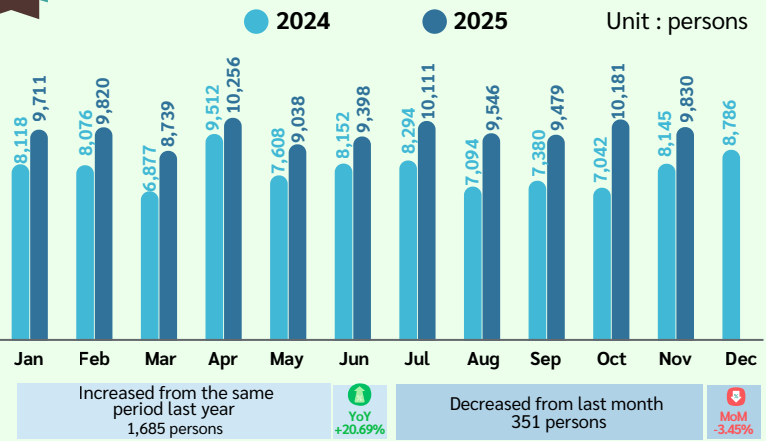
Labour Emigration : Thai workers working overseas

In November 2025, there were still Thai workers who were employed overseas 215,151 persons. Top 3 countries that they went to work were Taiwan, Israel, and Republic of Korea. Also, there were 9,830 job seekers who had permission to work overseas, classified into 5 channels of overseas employment: 5,899 persons. The arrangement of agencies 2,867 persons (29.17%), and 3,931 RE-ENTRY persons (39.99%). The top job field was agricultural and fishery workers with 2,832 persons (28.81%).

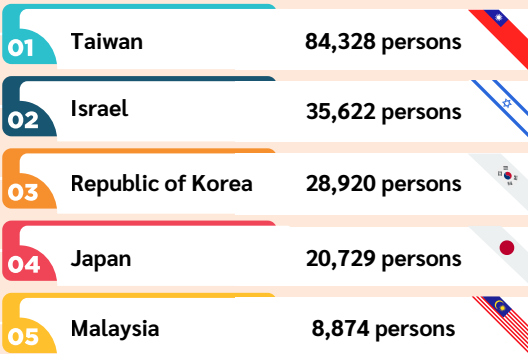
Still working overseas



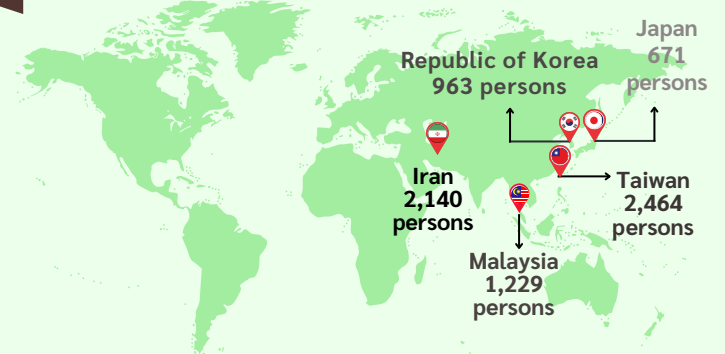
Permitted Thai labour working overseas



Top 5 countries that Thai workers still working



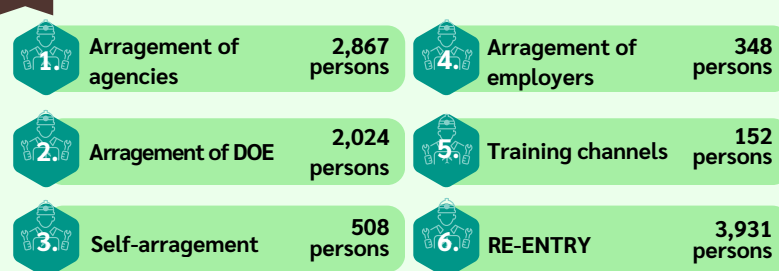
Top 5 countries by flow of Thai workers employed overseas



Top 5 countries that Thai workers still working by regions



Classified by arrangement




Classified by occupations



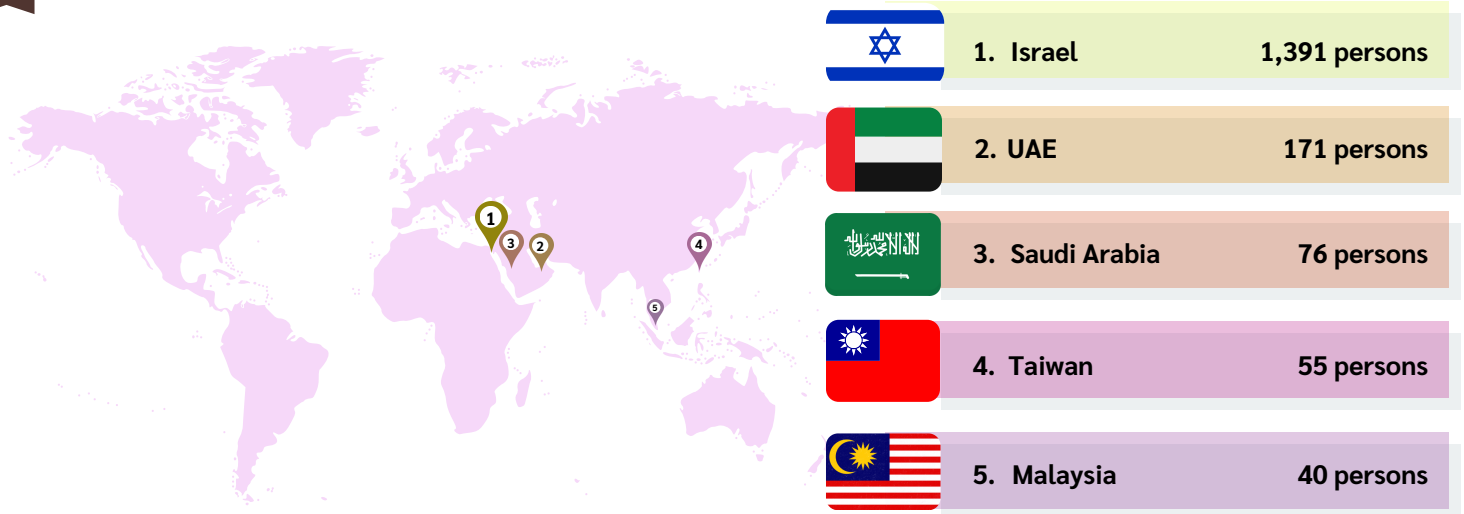
Demand for Thai workers employed overseas

In November 2025, there were employers/companies reported a total demand of 1,765 Thai workers employed overseas via agencies and DOE. Among them were male 912 persons (51.67%), female 95 persons (5.38%), and gender was not specified 758 persons (42.95%). The most in-demand job for Thai workers employed overseas was plasterer with 282 persons (15.98%), followed by carpenter with 253 persons (14.33%), and tiler with 243 persons (13.77%). The country that had demand in Thai workers the most was Israel with 1,391 persons (78.81%). Secondly, UAE with 171 persons (9.69%), followed by Saudi Arabia with 76 persons (4.31%) respectively. Moreover, the Middle East was the region that had the most in-demand for Thai workers with 1,651 persons (93.54%).


Top 5 in-demand occupations for Thai workers



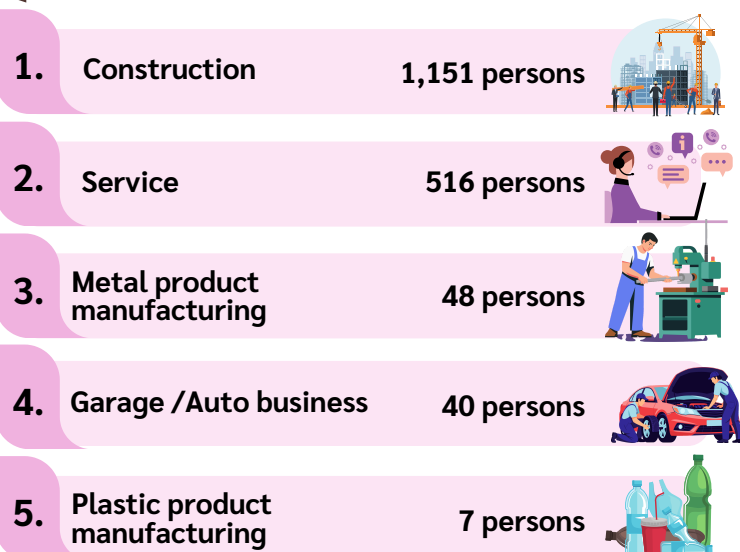
Top 5 in-demand countries for Thai workers



Top 5 in-demand regions for Thai workers



Top 5 in-demand industries for Thai workers



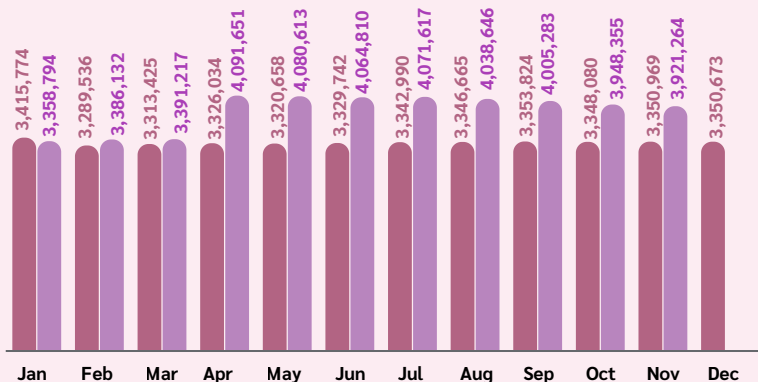
Labour Immigration : Foreign Workers

In November 2025, there were 3,921,264 foreign workers in Thailand. Among these were general workers from Myanmar, Lao, Cambodia and Vietnam with 3,634,276 persons (92.68%). Followed by 201,101 persons of skilled labour (5.13%), and minorities workers with 85,887 persons (2.19%).

Additionally, new foreign workers who permitted to work in Thailand were 19,696 persons, classified by types of permissions as follow: MOU 16,480 persons (83.67%), general type 1,985 persons (10.08%), 999 persons from BOI (5.07%), 127 persons of daily and seasonal workers (0.64%), lastly, minorities with 105 persons (0.53%).

Stock of foreign workers

● 2024 ● 2025 Unit : persons



Increased from the same period last year
570,295 persons

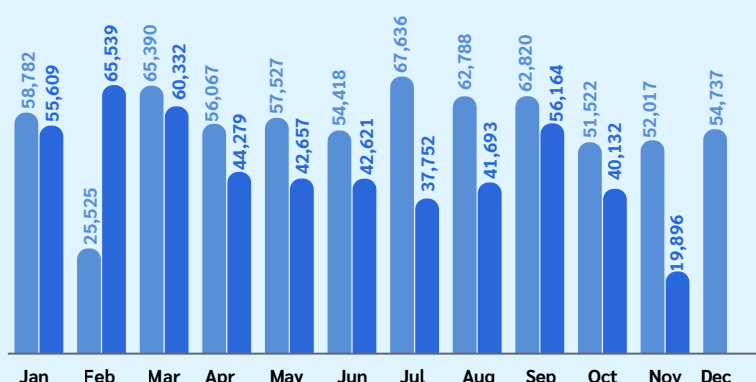
YoY
+17.02%

Decreased from last month
27,091 persons

MoM
-0.69%

Flow of foreign workers

● 2024 ● 2025 Unit : persons



Decreased from the same period last year
32,321 persons

YoY
-62.14%

Decreased from last month
20,436 persons

MoM
-50.92%

Stock of foreign workers by groups

Foreign labours
3,921,264 persons

Skilled labours
201,101 persons

General type
133,311 persons

BOI
67,790 persons

Minorities
85,887 persons

MOU
640,560 persons

Daily / Seasonal
8,561 persons

General type
3,634,276 persons

Cabinet resolution 24 Sep 2024
and 4 Feb 2025*
1,983,401 persons

Cabinet resolution 24 Sep 2024
1,001,754 persons

Remark: 1. Cabinet resolution of 24 September 2024, open registration for undocumented foreign workers of the four CLMV nationalities who are working and residing in Thailand.
2. Cabinet resolution of 4 February 2025, extended the period of renewing work permits of foreign workers of four CLMV nationalities.

Flow of foreign workers by types

Top 3 occupation groups

1.

General type
1,985 persons

1. Professionals 753 persons
2. Managers 744 persons
3. Technicians 292 persons

2.

BOI
999 persons

Top 3 occupation groups

1. Technicians 328 persons
2. Managers 295 persons
3. Professionals 143 persons

3.

Minorities
105 persons

Top 3 occupation groups

1. Elementary occupations 76 persons
2. Service workers 15 persons
3. Technicians 5 persons

4.

Daily / seasonal
127 persons

Top 3 industry sectors

1. Manufacturing 72 persons
2. Agriculture 29 persons
3. Social service 13 persons

5.

MOU
16,480 persons

Top 3 industry sectors

1. Wholesale / Retail 5,322 persons
2. Manufacturing 4,869 persons
3. Social service 1,987 persons

Investment Situation

In November 2025, there were 82 industrial factories received permission to operate their businesses which decreased from the same period last year 50.30%. These factories created 2,769 jobs. Among these were male 1,640 persons (59.23%), and female 1,129 persons (40.77%). Moreover, the total investment from permitted factories was 9,923.80 million baht which decreased from the same period last year 44.03%. Eastern area was the area that had the highest number of permitted factories with 36 factories, created 1,268 jobs (45.79%).



**Permission
82 factories**

Top 3

1. Concrete product manufacturing
2. Tools/ utensil / furniture/ accessories/ product elements manufacturing
3. Container manufacturing



**Expansion
30 factories**

Top 3

1. Concrete product manufacturing
2. Blending petroleum products production
3. Plastic tools and utensil manufacturing



**Closure
74 factories**

Top 3

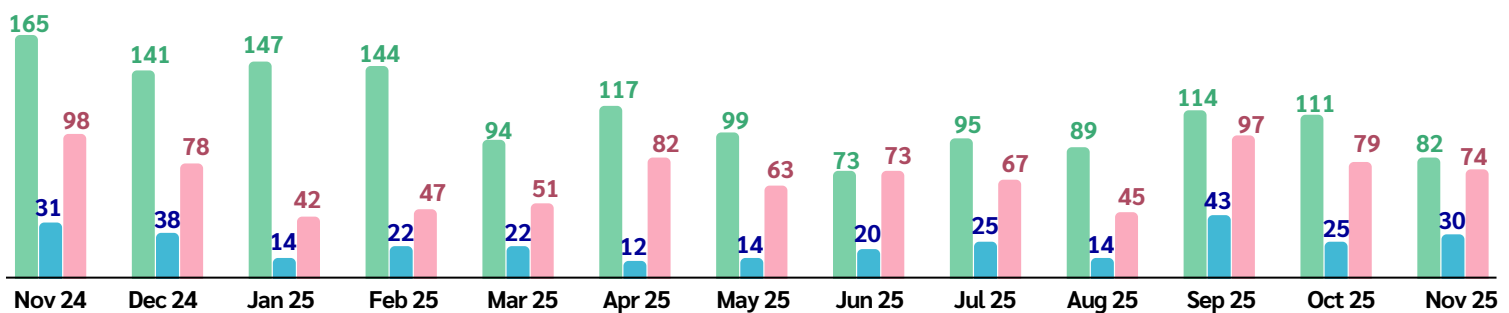
1. Concrete product manufacturing
2. Excavation and dragging of gravel, sand and soil
3. Rice milling / winnow / or polishing

The number of industrial factories, total investment, and employment

Factories size	Number of factories	Investment (Baht)	Employment (persons)		
			Male	Female	Total
Small industrial factories (Employees do not exceed 50 persons)	66	3,971.92	702	322	1,024
Medium industrial factories (Employees exceed 50 persons but not over 200 persons)	13	4,224.08	644	479	1,123
Large industrial factories (Employees exceed 200 persons)	3	1,727.80	294	328	622
Total	82	9,923.80	1,640	1,129	2,769

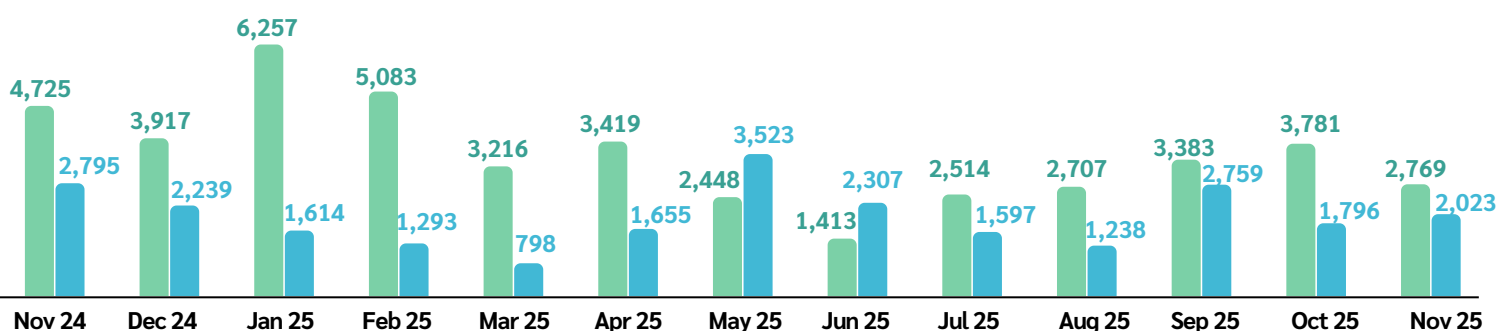
The number of total factory permission, business expansion, and closure from 2024-2025

● Total factory permission ● Total business expansion ● Total closure Unit : factories



The number of employment, and dismissal from 2024-2025


● Total employment ● Total dismissal Unit : persons



Labour Force : Thai Labour Force Survey


According to National Statistical Office survey in **November 2025**, there were 59.55 million persons who aged 15 years old and above. Among these were work force 40.15 million persons: 39.85 million persons of employed persons, and 0.273 million persons of unemployed persons (unemployment rate 0.7%), also, there were 0.03 million persons of seasonally inactivate labour force.

Population structure

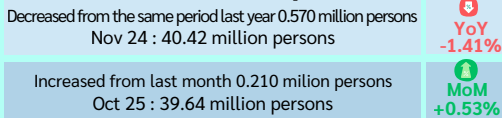


*Others: illness, retirement, disability incapable of work

Employed and unemployed persons classified by region

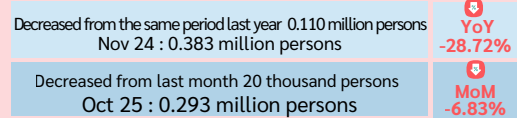


Employed persons



Unemployed persons

0.273 million persons (0.7% of unemployment rate)



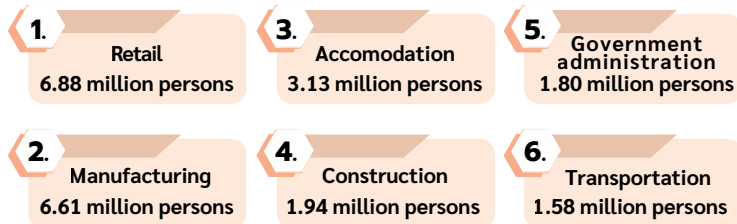
Agriculture

11.72 million persons

Non-agriculture

28.13 million persons

Top 6 non-agriculture



Without work experiences
0.118 million persons

Having work experiences
0.155 million persons

Male
0.064 million persons

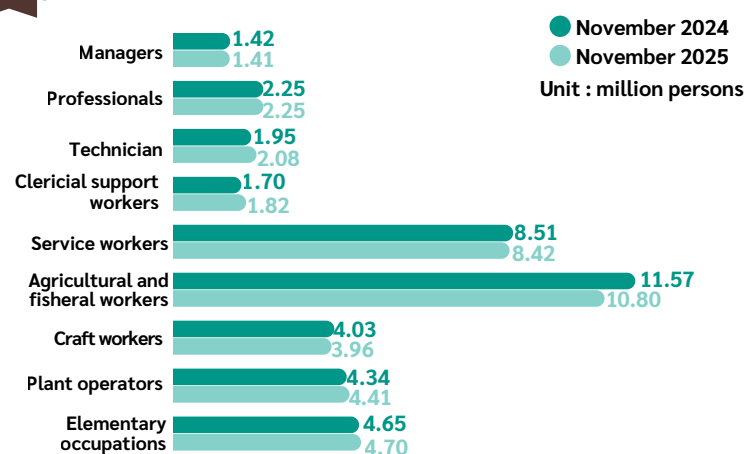
Female
0.054 million persons

Agriculture sector
0.013 million persons

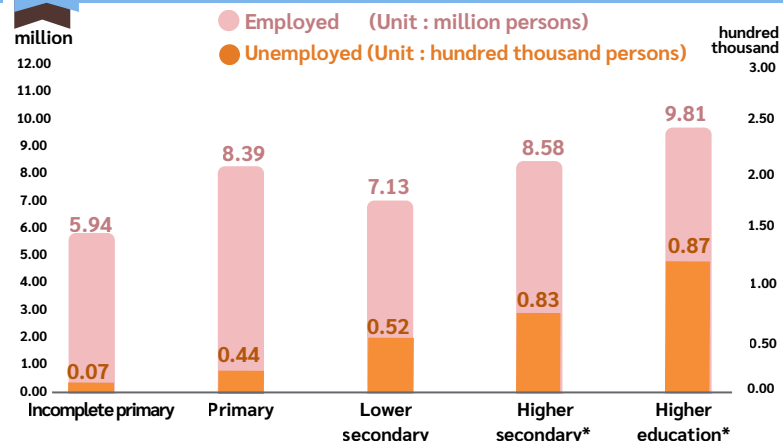
Manufacturing sector
0.044 million persons

Service and trade sector
0.098 million persons

Employed persons by occupation groups



Employed persons by education



* Remark : Upper secondary includes general education, vocational education and academic education
Higher education includes diploma, bachelor's degree, master's degree and doctor's degree

Source : National Statistical Office

Registration of Unemployment Insurers

In November 2025, there were 76,474 registered insured persons from unemployment via DOE which decreased from the same period last year 4,130 persons (5.12%). The group consisted of 33,785 males (44.18%), and 42,689 females (55.82%). The majority was resignation (79.10%) with reasons including changing jobs, self-employment, respite, or due to sickness respectively.

The registered persons in November 2025 (76,474 persons)

Resignation
60,488
persons
(79.10%)



Female
34,597 persons
(57.20%)



Male
25,891 persons
(42.80%)

Cause of resignation

1. Changing jobs 30,646 persons
2. Self-employment 16,568 persons
3. Respite 6,782 persons
4. Sickness 6,492 persons

Dismissal
12,323
persons
(16.11%)



Male
6,220 persons
(50.47%)



Female
6,103 persons
(49.53%)

Cause of dismissal

1. Termination of contract 5,046 persons
2. Staff reduction 5,039 persons
3. Closure 2,238 persons

End of contract
3,663
persons
(4.79%)



Female
1,989 persons
(54.30%)

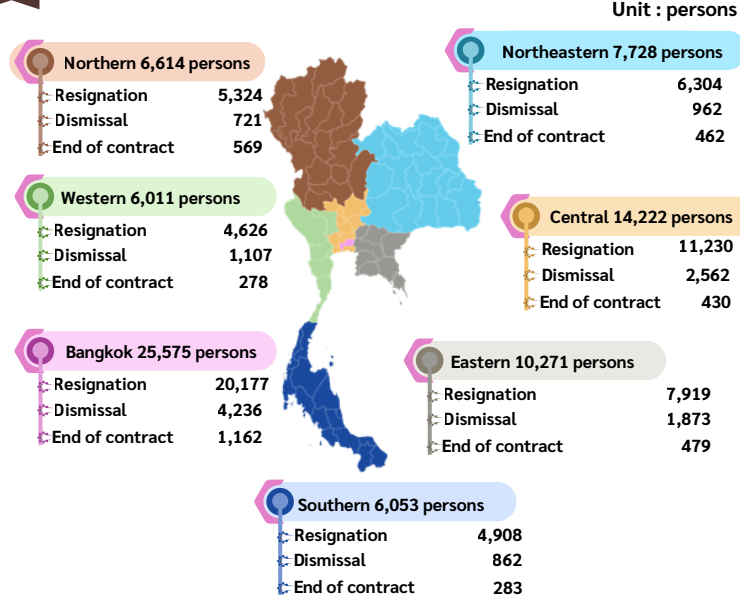
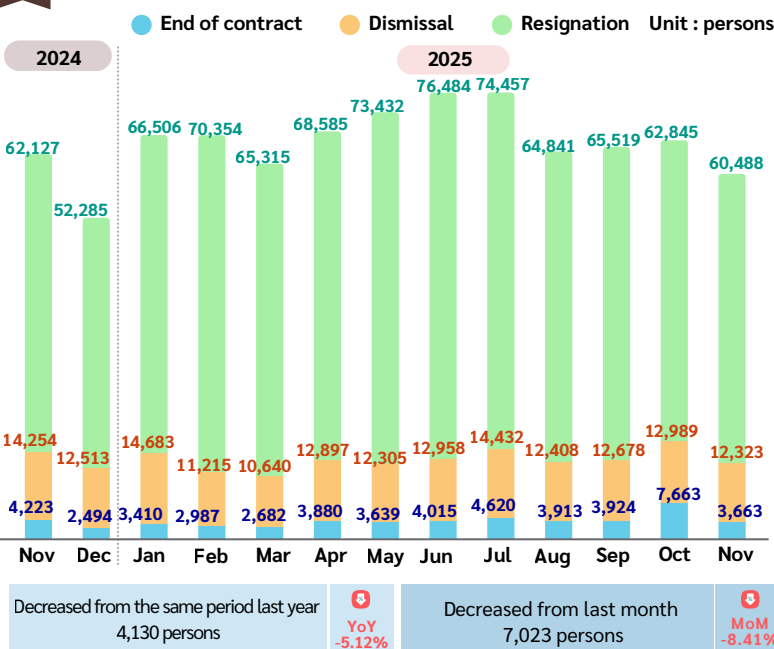


Male
1,674 persons
(45.70%)



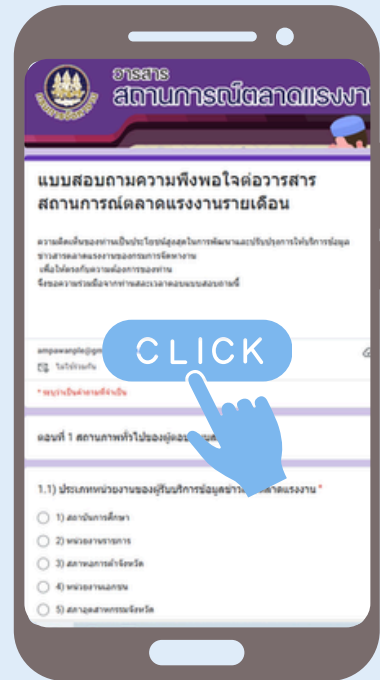
The number of insured persons in case of unemployment monthly from 2024-2025

The number of insured persons on case of unemployment, classified by region



Thai Labour Market Journal Feedback

SCAN ME



@LMl of Thailand



Thai Labour Market Information

Organizer

Consultants

Somchai Morakotsriwan
Mongkol Songkram
Wichit Intharajoen

Director-General of Department of Employment
Deputy Director-General, Department of Employment
Deputy Director-General, Department of Employment

Authors

Suchitra Khajonkidakarn
Kiattisak Thanala

Director, Labour Market Information Administration Division
Labour Specialist, Senior Professional Level,
acting Senior Expert on Labour Market Research

Piyanooch Buapen
Nadsitang Phawadee
Supalerk Karnchom
Wasuthorn Phurieksuwan
Nuttasit Mitkaew
Ampawan Chaona
Saroat Phungneat
Thitima Ninpurk
Angkana Wandao

Labour Specialist, Professional Level
Labour Specialist, Professional Level
Labour Specialist, Professional Level
Labour Specialist, Practitioner Level
Statistician
Labour Specialist
Labour Specialist
Labour Specialist
Labour Officer

Translator

Abhiyada Nilkamhang

Labour Specialist



Labour Market Information Administration Division