



Thai Labour Market Journal

Vol. 34 Issue No. 1 January 2026



▶ **Labour demand (December 2025):
51,191 vacancies**

▶ **Thai workers working overseas
had decreased 3.43% (YoY)**

▶ **Employed persons: 39.74 million
Unemployed persons: 0.295 million**

▶ **The insured persons who
registered unemployed via DOE
were 63,064 persons**

CONTENT

1. **Labour Demand (DOE)**
2. **Labour Emigration**
3. **Demand for Thai Labour Working Overseas**
4. **Labour Immigration**
5. **Investment Situation**
6. **Labour Force: Thai Labour Force Survey**
7. **Registration of Unemployment Insures**

Editorial

In December 2025, Thai labour market had 39.74 million employed persons, and 0.295 million of unemployed persons. On the part of insured persons who registered as unemployed persons, there were 63,064 persons with several reasons. The most reason was resignation, with 78.74%. However, there were employers and companies reported in-demand labour via DOE: 51,191 vacancies. Moreover, Thai workers who were working overseas had decreased by 3.43%.

For further information, news about labour market in Thailand or labour market articles, please follow <https://www.doe.go.th/prd/lmia>

Labour Demand : Labour Requirement via DOE

In December 2025, there were 51,191 vacancies of reported labour demand by employers/companies via DOE. The highest demand was for 15,500 vacancies at the vocational and diploma levels (30.28%), followed by the secondary level with 15,017 vacancies (29.33%). At the bachelor's degree and higher levels, there were 14,353 vacancies (28.04%). Lastly, there were 6,321 vacancies at the primary and lower levels (12.35%).



Job Vacancies
51,191 vacancies

Increased by 14,570 vacancies year-on-year
December 24 : 36,621 vacancies
YoY +39.79%

Decreased from last month: 1,715 vacancies
November 25 : 52,906 vacancies
MoM -3.24%



Job Seekers
26,473 persons

Increased by 2,126 persons year-on-year
December 24 : 24,347 persons
YoY +8.73%

Increased from last month: 1,352 persons
November 25 : 25,121 persons
MoM +5.38%



Job Placement
118,235 persons

Increased by 2,299 persons year-on-year
December 24 : 15,936 persons
YoY +14.43%

Increased from last month: 1,599 persons
November 25 : 16,636 persons
MoM +9.61%

Labour demand classified by economic sectors

Agriculture sector
557 vacancies

Top 3

1. Cultivation and husbandry
2. Forestry and logging
3. Aquaculture and fishery



Manufacturing sector
16,488 vacancies

Top 3

1. Food product
2. Automotive, truck and semi-truck manufacturing
3. Rubber and plastic product



Service and trade sector
34,146 vacancies

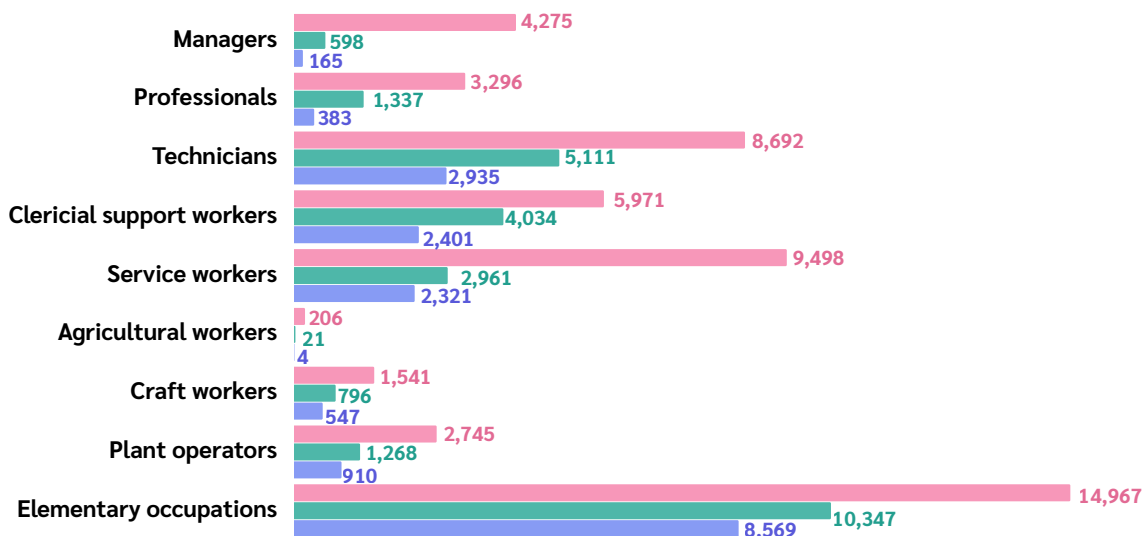
Top 3

1. Wholesale
2. Retail
3. Food and beverages



Job Vacancies, Job Seekers and Job Placements classified by occupation groups

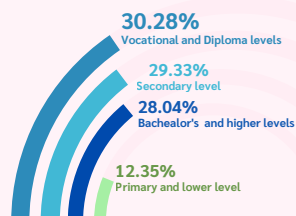
● Labour demand (vacancies) ● Job seekers (persons) ● Job placement (persons)



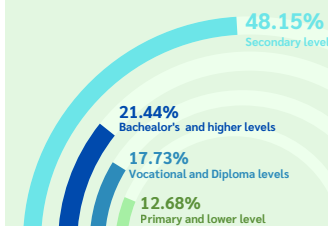
Job Vacancies, Job Seekers and Job Placements classified by education groups

■ Primary and lower level ■ Secondary level ■ Vocational and Diploma levels ■ Bachelor's and higher levels

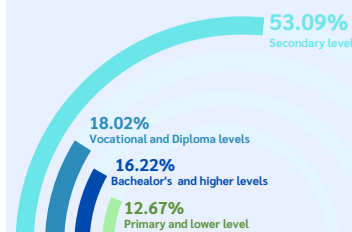
Labour demand



Job seekers



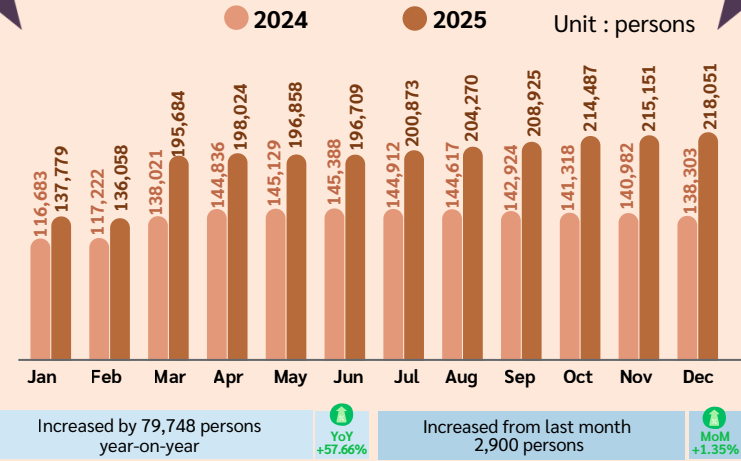
Job placement



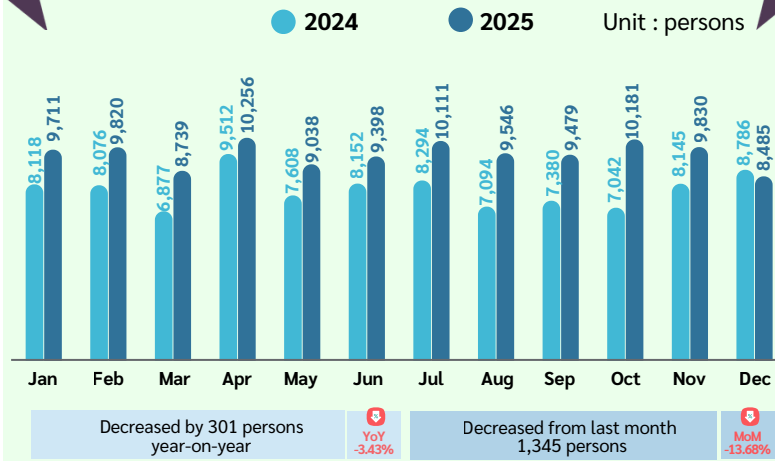
Labour Emigration : Thai workers working overseas

In December 2025, there were still Thai workers who were employed overseas: 218,051 persons. The top 3 countries that they went to work in were Taiwan, Israel, and the Republic of Korea. Also, there were 8,485 job seekers who had permission to work overseas, classified into 5 channels of overseas employment: 4,791 persons. The arrangement of agencies is 3,193 persons (37.63%) and 3,694 RE-ENTRY persons (43.54%). The top job field was elementary occupations with 2,774 persons (32.69%).

Still working overseas



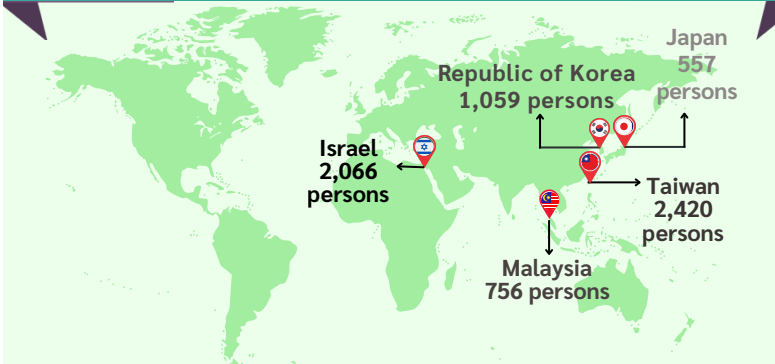
Permitted Thai labour working overseas



Top 5 countries that Thai workers still working

- Taiwan** 84,784 persons
- Israel** 37,936 persons
- Republic of Korea** 29,011 persons
- Japan** 20,664 persons
- Malaysia** 9,150 persons

Top 5 countries by flow of Thai workers employed overseas



Top 5 countries that Thai workers still working by regions

- Asia**
 - Taiwan
 - Republic of Korea
 - Japan
 - Malaysia
 - Singapore
- Middle East**
 - Israel
 - UAE
 - Kuwait
 - Qatar
 - Bahrain
- Europe**
 - Portugal
 - Hungary
 - Finland
 - Russia
 - Ireland
- America**
 - Canada
 - USA
 - Panama
 - Greenland
 - Northern Mariana Islands (Saipan)
- Africa**
 - Algeria
 - South Africa
 - Madagascar
 - South Sudan
 - Morocco
- Australia and Oceania**
 - New Zealand
 - Papua New Guinea
 - Australia
 - French Polynesia
 - Marshall Island

Classified by arrangement

- Arrangement of agencies: 3,193 persons
- Arrangement of DOE: 753 persons
- Self-arrangement: 481 persons
- Arrangement of employers: 312 persons
- Training channels: 52 persons
- RE-ENTRY: 3,694 persons

Classified by occupations

- Elementary occupations: 2,774 persons
- Plants operators: 2,124 persons
- Agricultural workers: 1,382 persons
- Craft and related trades workers: 836 persons
- Service workers / Sale staff at shops: 676 persons

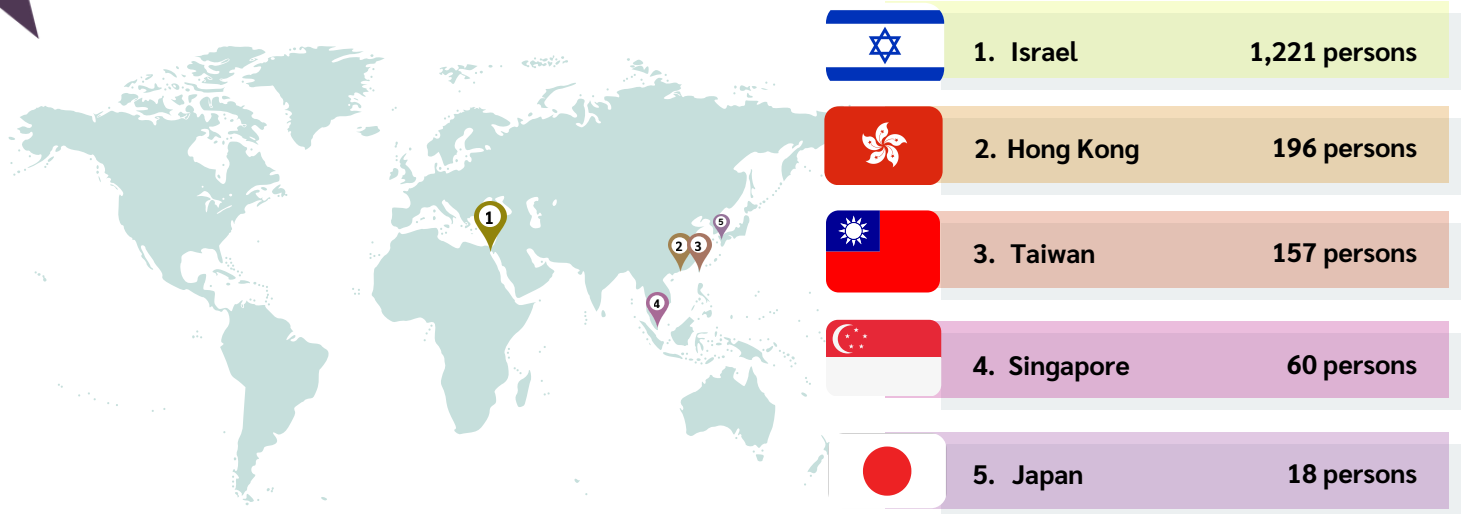
3. Demand for Thai workers employed overseas

In December 2025, there were employers/companies reporting a total demand of 1,665 Thai workers employed overseas via agencies and DOE. Among them were 595 males (35.74%), 7 females (0.42%), and gender was not specified 1,063 persons (63.84%). The most in-demand job for Thai workers employed overseas was builders, with 370 persons (22.22%), followed by general workers with 200 persons (12.01%) and maid assistants with 196 persons (11.77%). The country that had the most demand for Thai workers was Israel, with 1,221 persons (73.33%). Secondly, Hong Kong, with 196 persons (11.77%), followed by Taiwan with 157 persons (9.43%), respectively. Moreover, the Middle East was the region that had the most demand for Thai workers, with 1,221 persons (73.33%).

Top 5 in-demand occupations for Thai workers



Top 5 in-demand countries for Thai workers



Top 5 in-demand regions for Thai workers



Top 5 in-demand industries for Thai workers

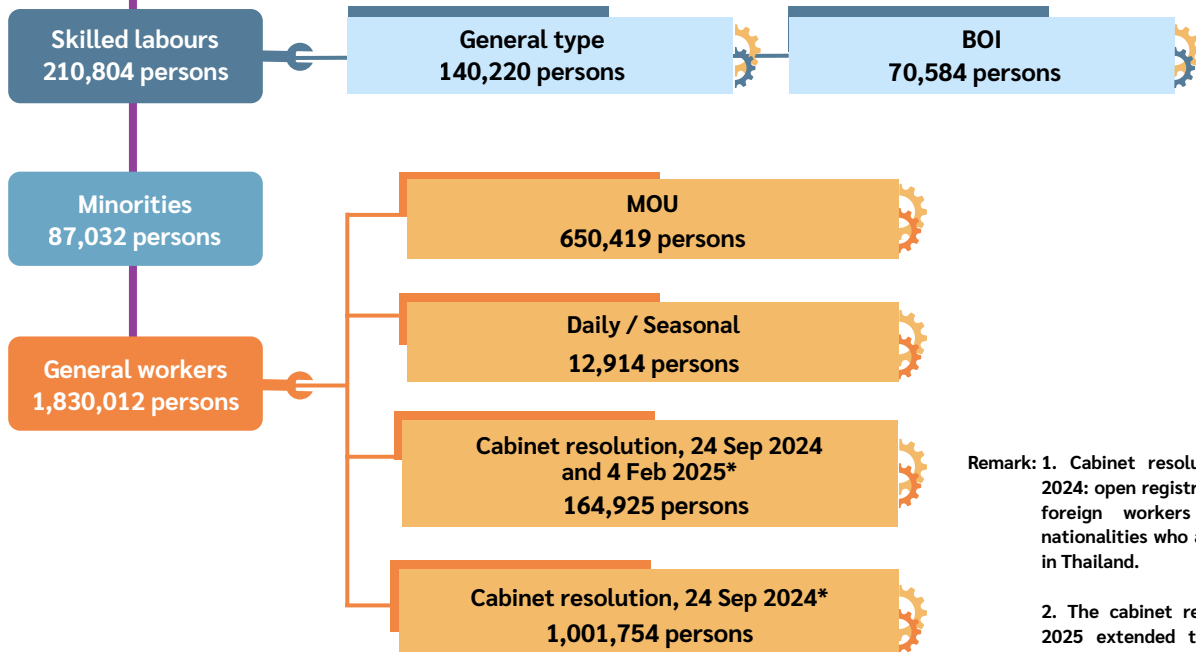


Labour Immigration : Foreign Workers

In December 2025, there were 2,127,848 foreign workers in Thailand. Among these were general workers with 1,830,012 persons (86.00%). Followed by 210,804 persons of skilled labour (9.91%) and minorities workers with 87,032 persons (4.09%).

Remark: This information is currently being processed by the Foreign Workers Administration Office for extension in accordance with the Cabinet Resolutions dated 24 September 2024 and 4 February 2025

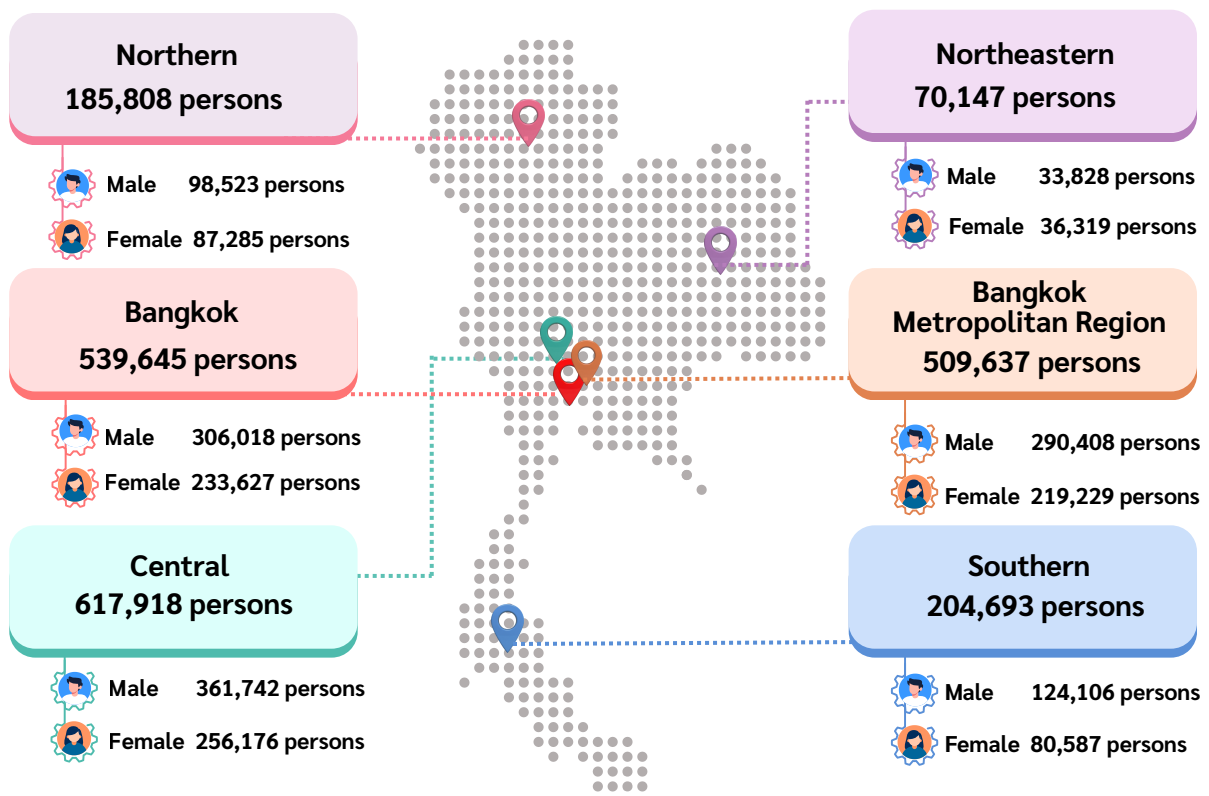
The number of foreign labours by group December 25 : 2,127,848 persons



Remark: 1. Cabinet resolution of 24 September 2024: open registration for undocumented foreign workers of the four CLMV nationalities who are working and residing in Thailand.

2. The cabinet resolution of 4 February 2025 extended the period of renewing work permits of foreign workers of four CLMV nationalities.

The number of foreign labours by region



Investment Situation

In December 2025, there were 55 industrial factories that received permission to operate their businesses, which decreased from the same period last year by 60.99%. These factories created 2,056 jobs. Among these were 1,261 male persons (61.33%) and 795 female persons (38.67%). Moreover, the total investment from permitted factories was 11,652.04 million baht, which decreased from the same period last year by 2.87%. Bangkok and its surrounding area had the highest number of permitted factories with 25 factories, creating 1,021 jobs (49.66%).



**Permission
55 factories**

Top 3

1. Paper and ceramic fiber paper container manufacturing
2. Concrete product manufacturing
3. Cutting, mincing and mashing ice



**Expansion
27 factories**

Top 3

1. Concrete product manufacturing
2. Motor vehicles powered by engines repairing
3. Manufacturing, assembling, modifying, or repairing radio receivers and television receivers



**Closure
66 factories**

Top 3

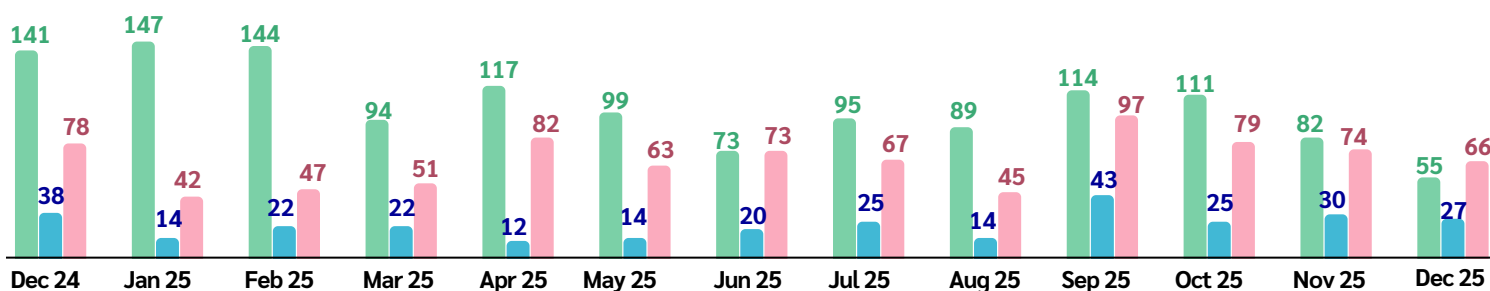
1. Excavation and dragging of gravel, sand and soil
2. Concrete product manufacturing
3. Sand suction

The number of industrial factories, total investment, and employment

Factories size	Number of factories	Investment (Baht)	Employment (persons)		
			Male	Female	Total
Small industrial factories (Employees do not exceed 50 persons)	40	4,913.97	382	163	545
Medium industrial factories (Employees exceed 50 persons but not over 200 persons)	14	5,657.55	726	551	1,277
Large industrial factories (Employees exceed 200 persons)	1	1,080.52	153	81	234
Total	55	11,652.04	1,261	795	2,056

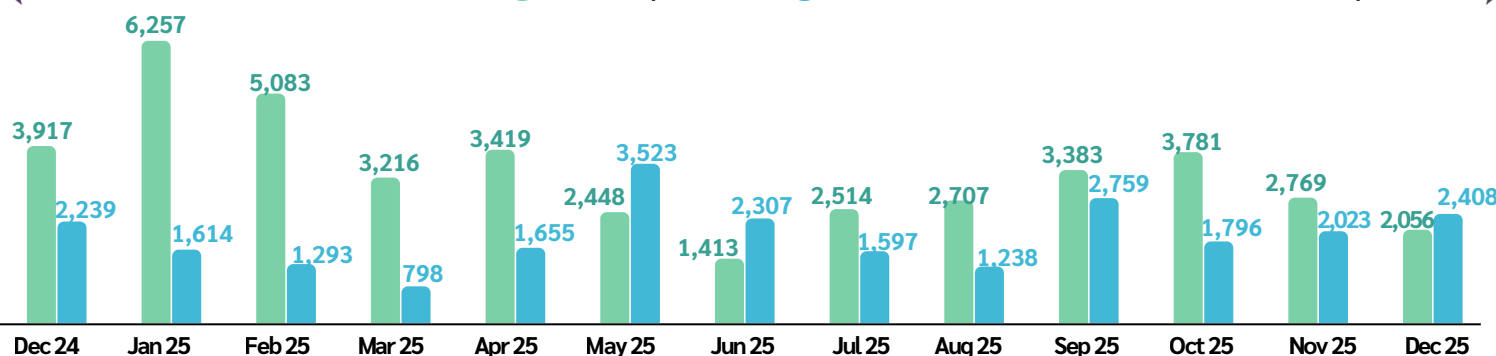
The number of total factory permission, business expansion, and closure from 2024-2025

● Total factory permission ● Total business expansion ● Total closure Unit : factories



The number of employment, and dismissal from 2024-2025


● Total employment ● Total dismissal Unit : persons



6. Labour Force : Thai Labour Force Survey

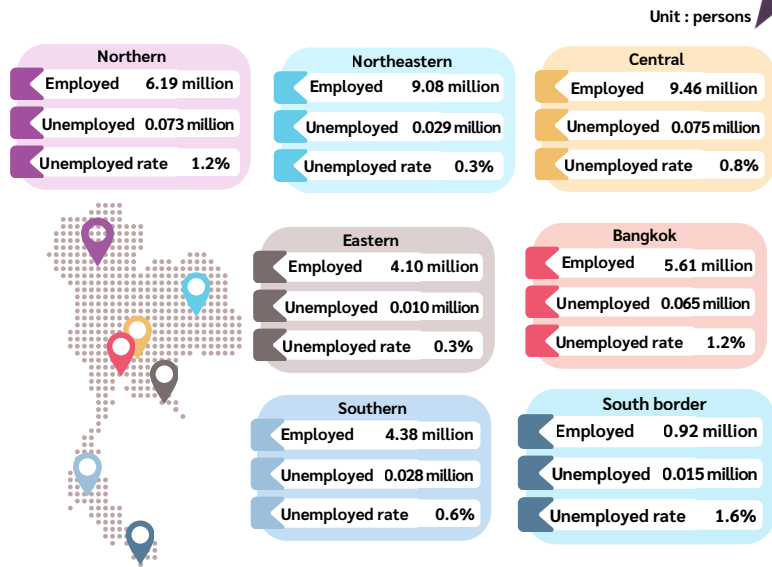
According to the National Statistical Office survey in **December 2025**, there were 59.58 million persons who were 15 years old and above. Among these were work force 40.23 million persons: 39.74 million persons of employed persons and 0.295 million persons of unemployed persons (unemployment rate 0.7%); also, there were 0.189 million persons of seasonally inactive labour force.

Population structure



*Others: illness, retirement, disability incapable of work

Employed and unemployed persons classified by region



Employed persons

39.74 million persons

Decreased by 0.590 million persons year-on-year
December 24 : 40.33 million persons
YoY -1.46%

Decreased from last month: 0.110 million persons
November 25: 39.85 million persons
MoM -0.28%

Unemployed persons

0.295 million persons (0.7% of unemployment rate)

Decreased by 0.024 million persons year-on-year
December 24 : 0.319 million persons
YoY -7.52%

Increased from last month: 0.022 million persons
November 25: 0.273 million persons
MoM +8.06%

Agriculture
12.17 million persons

Non-agriculture
27.57 million persons

Top 6 non-agriculture

- Manufacturing** 6.45 million persons
- Wholesale** 6.44 million persons
- Accommodation** 3.30 million persons
- Construction** 2.15 million persons
- Transportation** 1.68 million persons
- Government administration** 1.56 million persons

Without work experiences
0.174 million persons

Having work experiences
0.121 million persons

Male
0.079 million persons

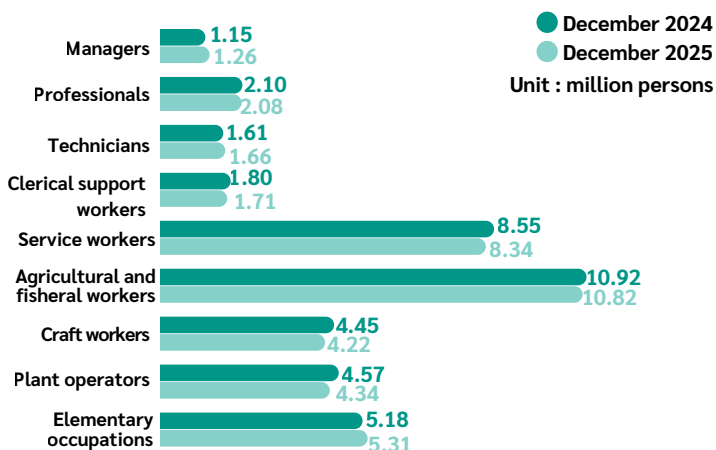
Female
0.095 million persons

Agriculture sector
0.006 million persons

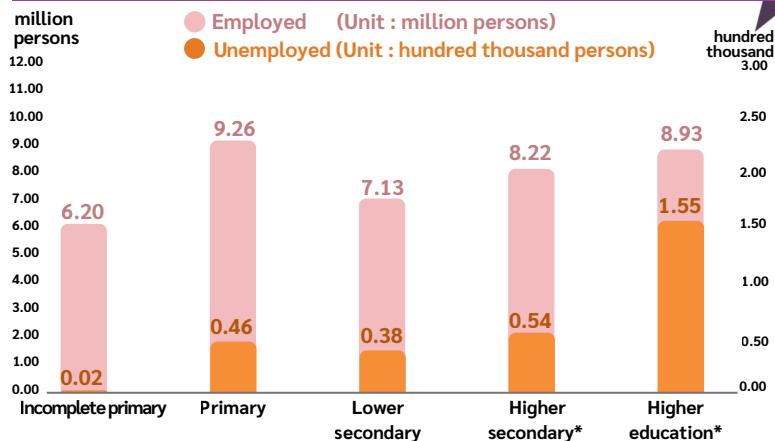
Manufacturing sector
0.024 million persons

Service and trade sector
0.091 million persons

Employed persons by occupation groups



Employed persons by education



* Remark : Upper secondary includes general education, vocational education and academic education
Higher education includes diploma, bachelor's degree, master's degree and doctor's degree

Source : National Statistical Office

7. Registration of Unemployment Insurers

In December 2025, there were 63,064 registered insured persons from unemployment via DOE, which decreased from the same period last year by 4,228 persons (6.28%). The group consisted of 27,833 males (44.13%) and 35,231 females (55.87%). The main reason was resignation (78.74%): changing jobs, self-employment, respite, or due to sickness, respectively.

The registered persons in December 2025 (63,064 persons)

Resignation
49,654
persons
(78.74%)



Female 28,478 persons
(57.35%)



Male 21,176 persons
(42.65%)

Cause of resignation

1. Changing jobs 25,127 persons
2. Self-employment 13,778 persons
3. Respite 5,200 persons
4. Sickness 5,549 persons

Dismissal
10,932
persons
(17.33%)



Female 5,484 persons
(50.16%)



Male 5,448 persons
(49.84%)

Cause of dismissal

1. Termination of contract 4,450 persons
2. Staff reduction 4,587 persons
3. Closure 1,895 persons

End of contract
2,478
persons
(3.93%)



Female 1,269 persons
(51.21%)

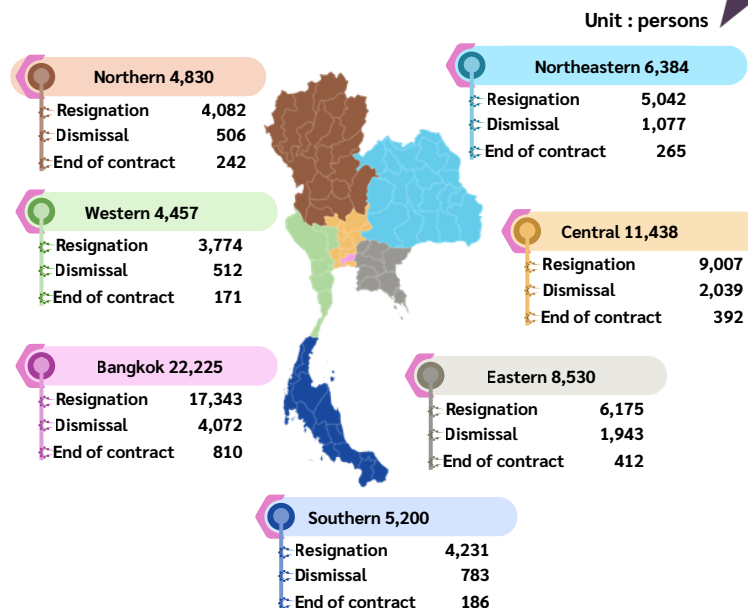
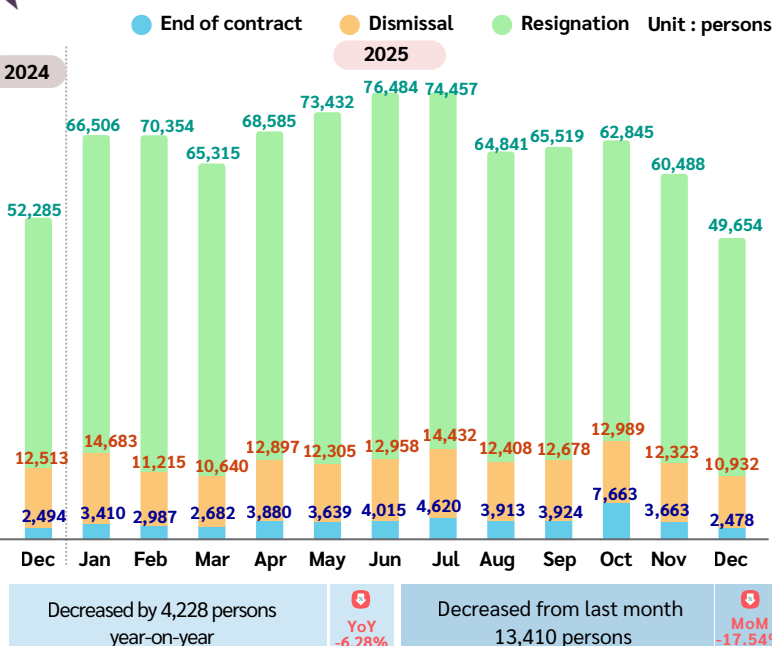


Male 1,209 persons
(48.79%)



The number of insured persons in case of unemployment monthly from 2024-2025

The number of insured persons on case of unemployment, classified by region



Thai Labour Market Journal Feedback

SCAN ME



@LMl of Thailand



Thai Labour Market Information

Organizer

Consultants

Somchai Morakotsriwan
Mongkol Songkram
Wichit Intharajoen

Director-General of Department of Employment
Deputy Director-General, Department of Employment
Deputy Director-General, Department of Employment

Authors

Suchitra Khajonkidakarn
Kiattisak Thanala

Director, Labour Market Information Administration Division
Labour Specialist, Senior Professional Level,
acting Senior Expert on Labour Market Research

Piyanooch Buapen
Nadsitang Phawadee
Supalerk Karnchom
Wasuthorn Phuriekswan
Nuttasit Mitkaew
Ampawan Chaona
Saroat Phungneat
Thitima Ninpurk
Angkana Wandao

Labour Specialist, Professional Level
Labour Specialist, Professional Level
Labour Specialist, Professional Level
Labour Specialist, Practitioner Level
Statistician
Labour Specialist
Labour Specialist
Labour Specialist
Labour Officer

Translator

Abhiyada Nilkamhang

Labour Specialist



Labour Market Information Administration Division