



Thai Labour Market Journal

Vol. 34 Issue No. 2 February 2026



▶ **Labour demand (January 2026):
31,172 vacancies**

▶ **Thai workers working overseas
had decreased 6% (YoY)**

▶ **Employed persons: 40.97 million
Unemployed persons: 0.372 million**

▶ **The insured persons who
registered unemployed via DOE
were 80,340 persons**

CONTENT

1. **Labour Demand (DOE)**
2. **Labour Emigration**
3. **Demand for Thai Labour Working Overseas**
4. **Labour Immigration**
5. **Investment Situation**
6. **Labour Force: Thai Labour Force Survey**
7. **Unemployment Insurance Registration**

EDITORIAL

In January 2026, the Thai labour market had 40.97 million employed persons and 0.372 million of unemployed persons. On the part of insured persons who registered as unemployed persons, there were 80,340 persons with several reasons. The most reason was resignation, with 77.44%. However, there were employers and companies that reported in-demand labour via DOE: 31,172 vacancies. Moreover, Thai workers who were working overseas had decreased by 6%.

For further information, news about labour market in Thailand or labour market articles, please follow <https://www.doe.go.th/prd/lmia>

1.

Labour Demand : Labour Requirement via DOE

In January 2026, there were 31,172 vacancies of reported labour demand by employers/companies via DOE. The highest demand was for 12,037 vacancies at the vocational and diploma levels (38.61%), followed by the secondary level with 10,709 vacancies (34.36%). At the bachelor's degree and higher levels, there were 4,691 vacancies (15.05%). Lastly, there were 3,735 vacancies at the primary and lower levels (11.98%).



Job Vacancies
31,172 vacancies

Decreased by 7,482 persons year-on-year
January 25 : 38,654 persons

YoY
-19.36%

Decreased from last month: 20,019 vacancies
December 25 : 51,191 vacancies

MoM
-39.11%



Job Seekers
26,289 persons

Increased by 2,716 persons year-on-year
January 25 : 23,573 persons

YoY
+11.52%

Decreased from last month: 184 vacancies
December 25 : 26,473 vacancies

MoM
-0.70%



Job Placement
15,064 persons

Increased by 96 persons year-on-year
January 25 : 14,968 persons

YoY
+0.64%

Decreased from last month: 3,171 vacancies
December 25 : 18,235 vacancies

MoM
-17.39%

Labour demand classified by economic sectors

Agriculture sector
372 vacancies

Top 3


1. Cultivation and husbandry
2. Forestry and logging
3. Aquaculture and fishery



Manufacturing sector
13,595 vacancies

Top 3

1. Food product
2. Automotive, truck and semi-truck manufacturing
3. Construction



Service and trade sector
17,205 vacancies

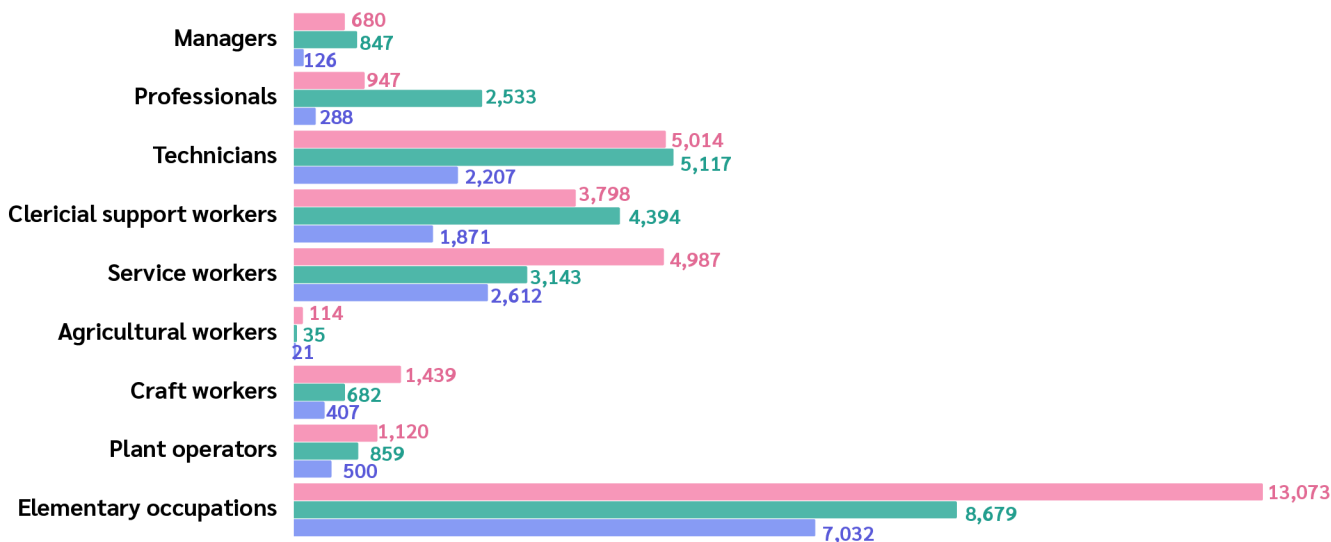
Top 3

1. Food service
2. Retail/Wholesale
3. Government administration



Job Vacancies, Job Seekers and Job Placements classified by occupation groups

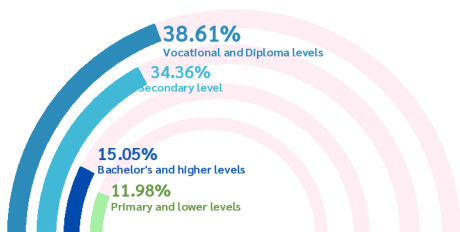
● Labour demand (vacancies) ● Job seekers (persons) ● Job placement (persons)



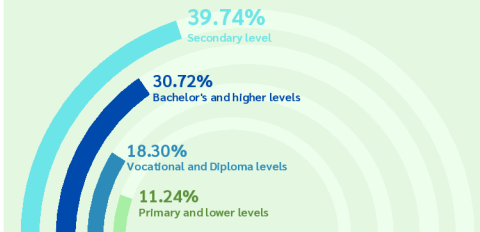
Job Vacancies, Job Seekers and Job Placements classified by education groups

■ Primary and lower levels ■ Secondary level ■ Vocational and Diploma levels ■ Bachelor's and higher levels

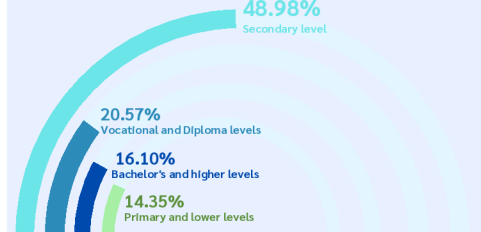
Labour demand



Job seekers



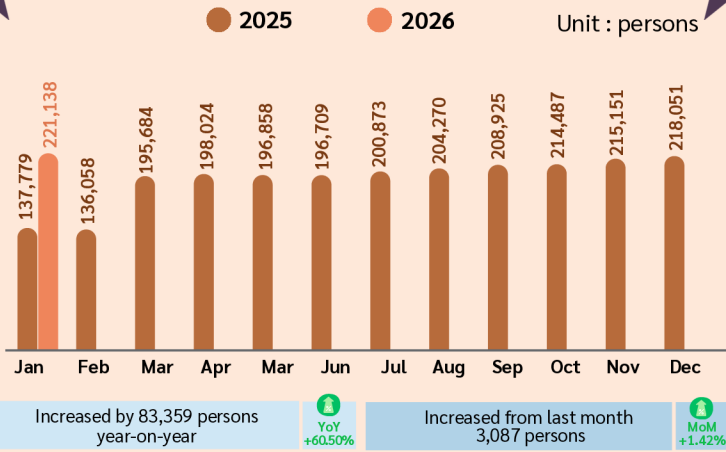
Job placement



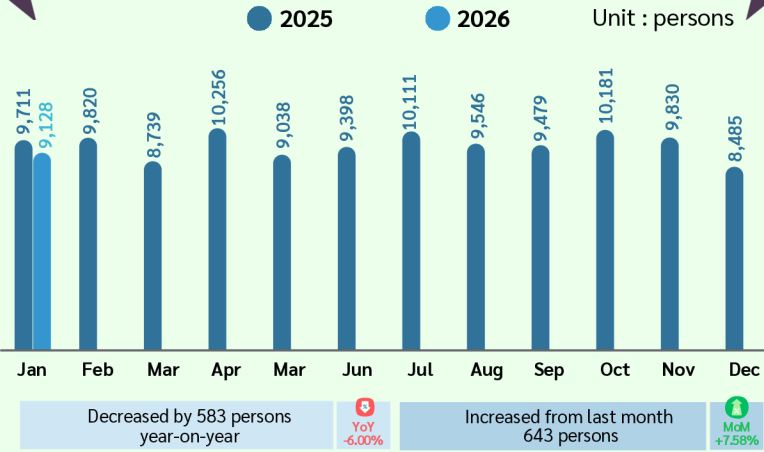
Labour Emigration : Thai workers working overseas

In January 2026, there were still Thai workers who were employed overseas: 221,138 persons. The top 3 countries that they went to work in were Taiwan, Israel, and the Republic of Korea. Also, there were 9,128 job seekers who had permission to work overseas, classified into 5 channels of overseas employment, totaling 4,438 persons. The arrangement of agencies is 2,725 persons (29.85%) and 4,690 RE-ENTRY persons (51.38%). The top job field was elementary occupations with 2,873 persons (31.47%).

Still working overseas



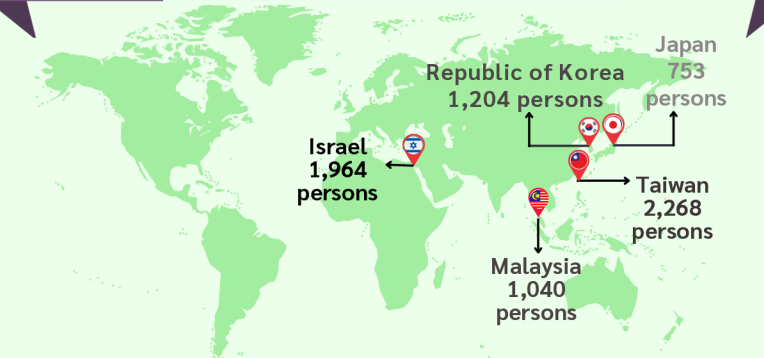
Permitted Thai labour working overseas



Top 5 countries that Thai workers still working

01	Taiwan	85,442 persons
02	Israel	39,457 persons
03	Republic of Korea	29,083 persons
04	Japan	20,960 persons
05	Malaysia	9,475 persons

Top 5 countries by flow of Thai workers employed overseas



Top 5 countries that Thai workers still working by regions



Classified by arrangement



Classified by occupations



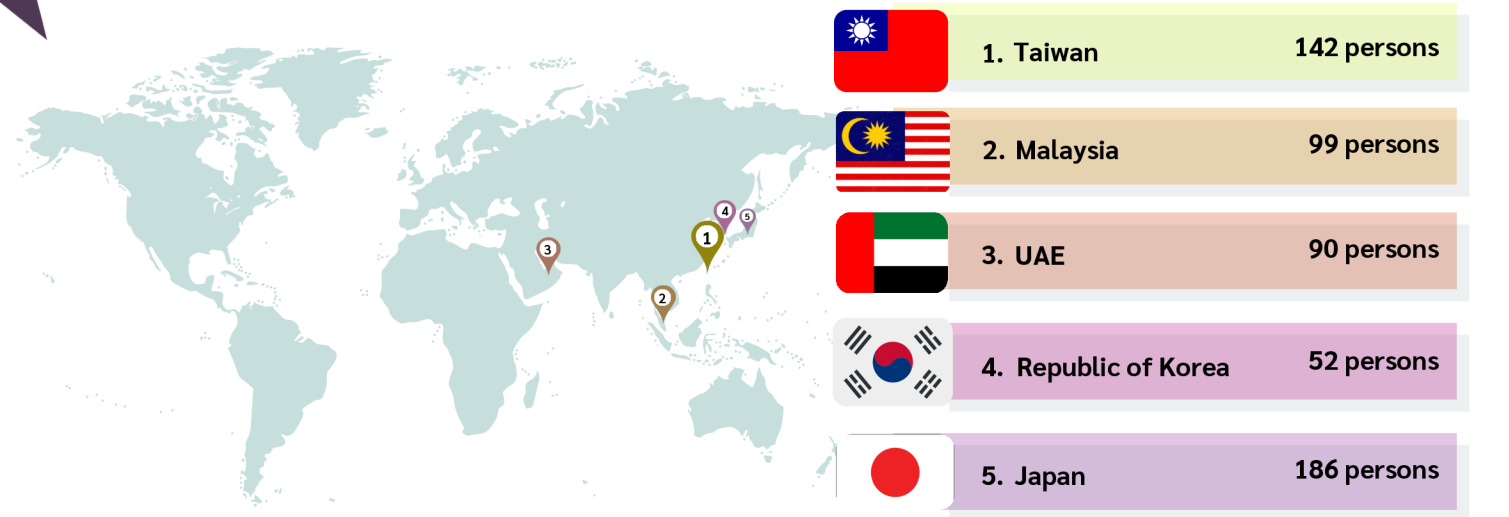
3. Demand for Thai workers employed overseas

In January 2026, there were employers/companies reporting a total demand of 412 Thai workers employed overseas via agencies and DOE. Among them were 235 males (57.04%), 121 females (29.37%), and gender was not specified 56 persons (13.59%). The most in-demand job for Thai workers employed overseas was masseuse, with 99 persons (24.03%), followed by security guard with 90 persons (21.84%) and manufacturing worker with 87 persons (21.12%). The country that had the most demand for Thai workers was Taiwan, with 142 persons (34.47%). Secondly, Malaysia, with 99 persons (24.03%), followed by UAE, with 90 persons (21.84%), respectively. Moreover, Asia was the region that had the most demand for Thai workers, with 309 persons (75%).

Top 5 in-demand occupations for Thai workers



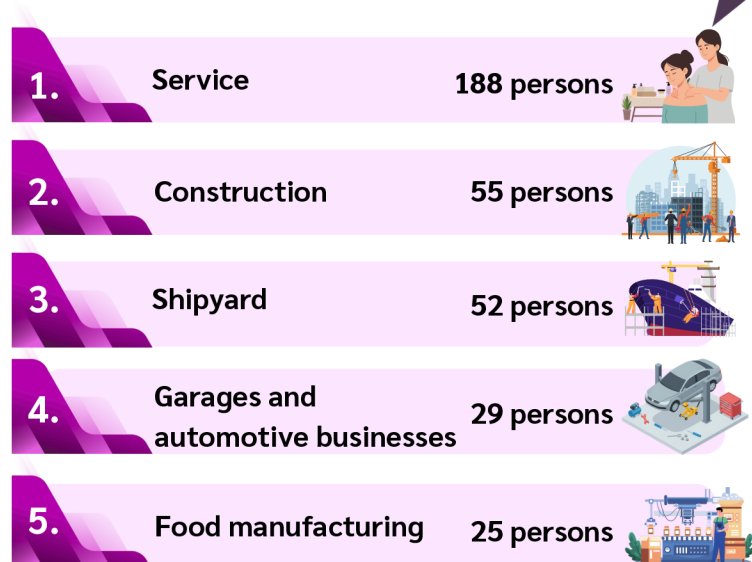
Top 5 in-demand countries for Thai workers



Top 5 in-demand regions for Thai workers



Top 5 in-demand industries for Thai workers

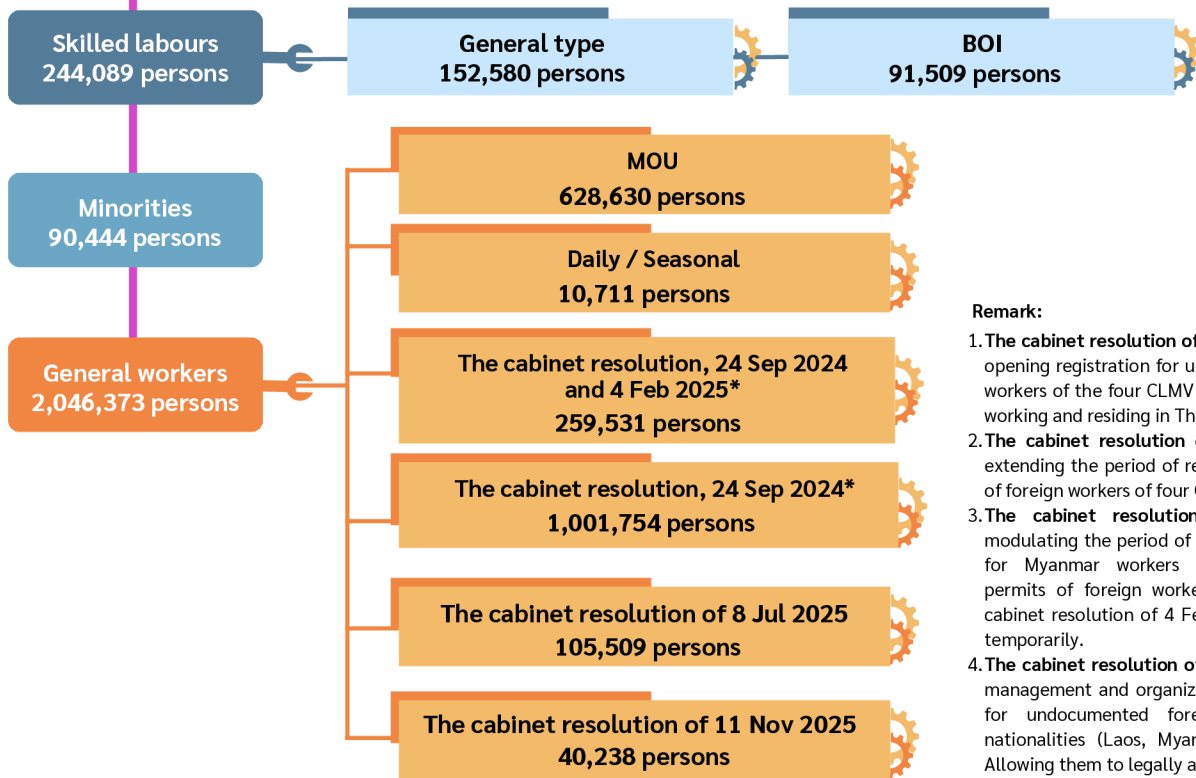


Labour Immigration : Foreign Workers

In January 2026, there were 2,380,906 foreign workers in Thailand. Among these were general workers with 2,046,373 persons (85.95%). Followed by 244,089 persons of skilled labour (10.25%) and minorities workers with 90,444 persons (3.80%).

Remark: This information is currently being processed by the Foreign Workers Administration Office for extension in accordance with the Cabinet Resolutions dated 24 September 2024 and 4 February 2025

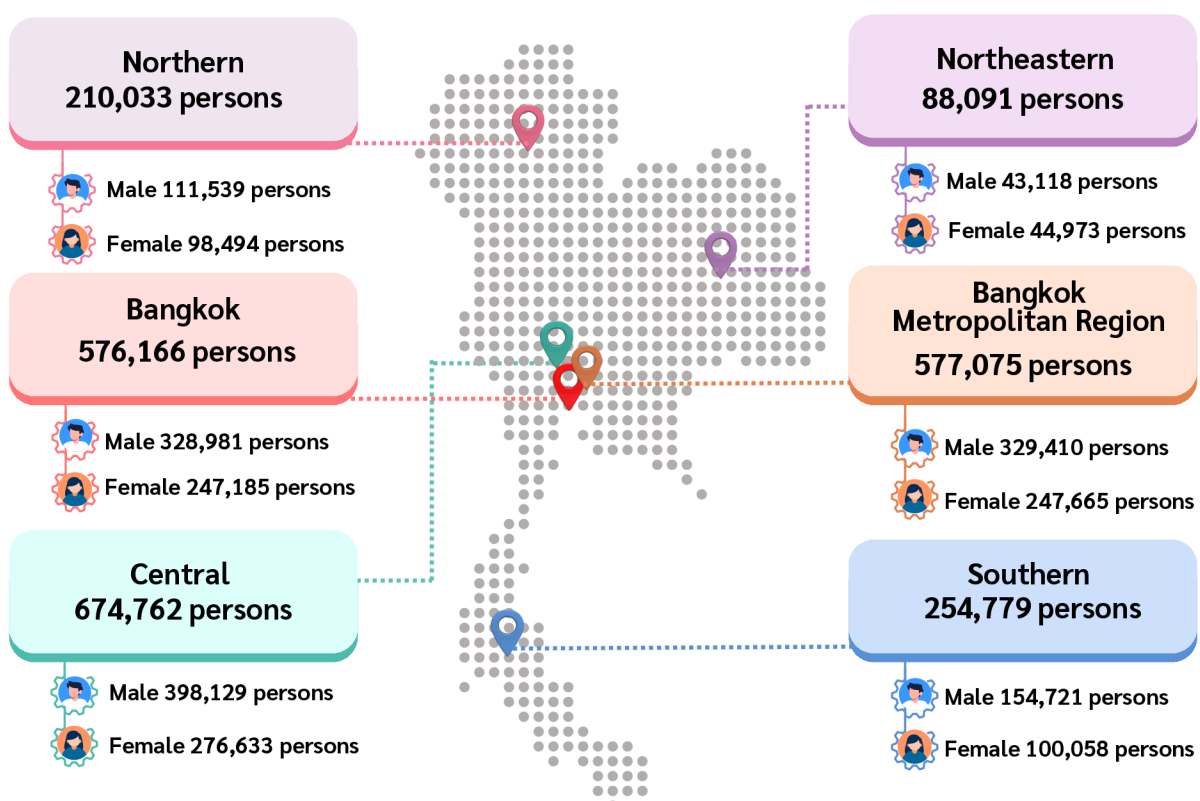
The number of foreign labours by group January 2026 : 2,380,906 persons



Remark:

1. The cabinet resolution of 24 September 2024 opening registration for undocumented foreign workers of the four CLMV nationalities who are working and residing in Thailand.
2. The cabinet resolution of 4 February 2025 extending the period of renewing work permits of foreign workers of four CLMV nationalities.
3. The cabinet resolution of 8 July 2025 modulating the period of residence in Thailand for Myanmar workers who renewed work permits of foreign workers according to the cabinet resolution of 4 February 2025 to work temporarily.
4. The cabinet resolution of 11 November 2025 management and organization of employment for undocumented foreign workers of 3 nationalities (Laos, Myanmar, and Vietnam). Allowing them to legally and temporarily work.

The number of foreign labours by region



Investment Situation

In January 2026, there were 59 industrial factories that received permission to operate their businesses, which decreased from the same period last year by 59.86%. These factories created 2,470 jobs. Among these were 1,483 males (60.04%) and 987 females (39.96%). Moreover, the total investment from permitted factories was 16,050.07 million baht, which decreased from the same period last year by 11.42%. The east of Thailand had the highest number of permitted factories with 25 factories, creating 1,358 jobs (54.98%).



Permission 59 factories

Top 3

1. Solar power generation
2. Tools/ utensil / furniture/ accessories/ product elements manufacturing
3. Manufacturing of plastics in pellets, rods, pipes, tubes, sheets, powders, or other forms



Expansion 29 factories

Top 3

1. Excavation and dragging of gravel, sand and soil
2. Solar power generation
3. Plastic tools, utensils, and furniture manufacturing



Closure 79 factories

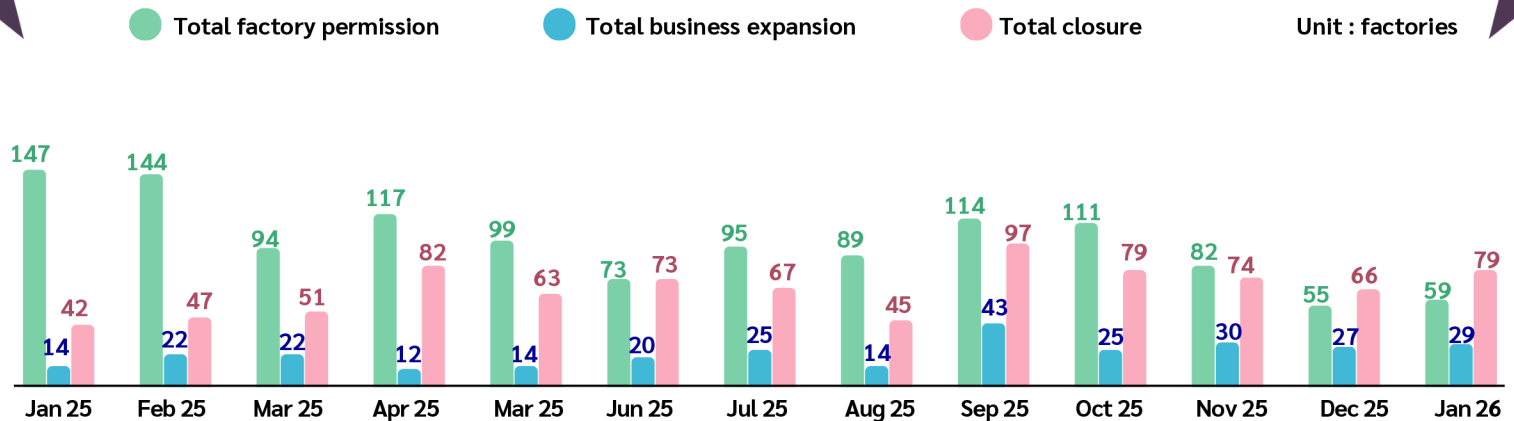
Top 3

1. Solar power generation
2. Excavation and dragging of gravel, sand and soil
3. Concrete product manufacturing

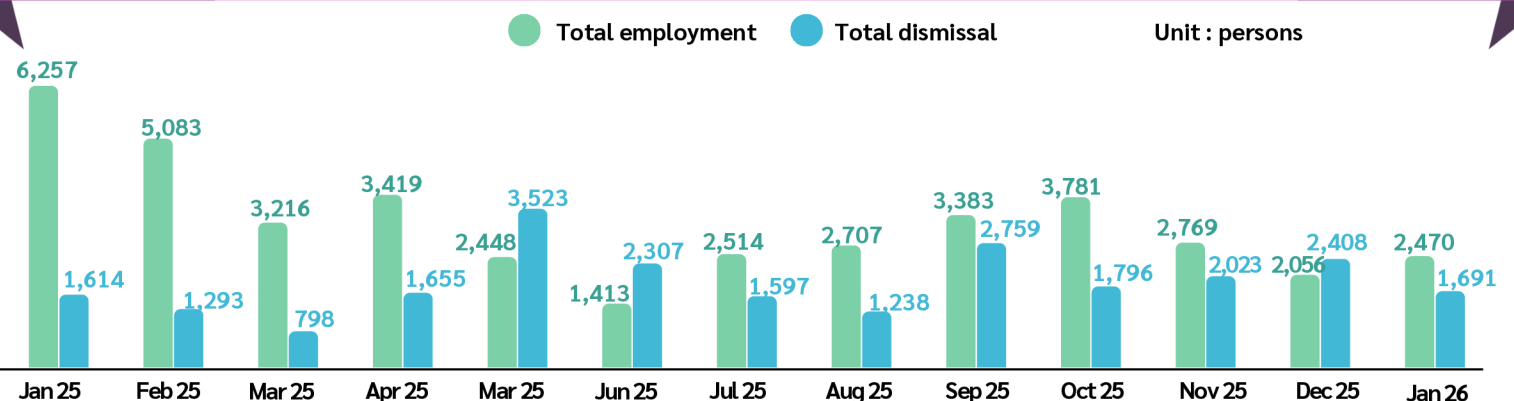
The number of industrial factories, total investment, and employment

Factories size	Number of factories	Investment (Baht)	Employment (persons)		
			Male	Female	Total
Small industrial factories (Employees do not exceed 50 persons)	47	13,029.70	599	245	844
Medium industrial factories (Employees exceed 50 persons but not over 200 persons)	9	1,542.43	424	297	721
Large industrial factories (Employees exceed 200 persons)	3	1,477.94	460	445	905
Total	59	16,050.07	1,483	987	2,470

The number of total factory permission, business expansion, and closure from 2025-2026



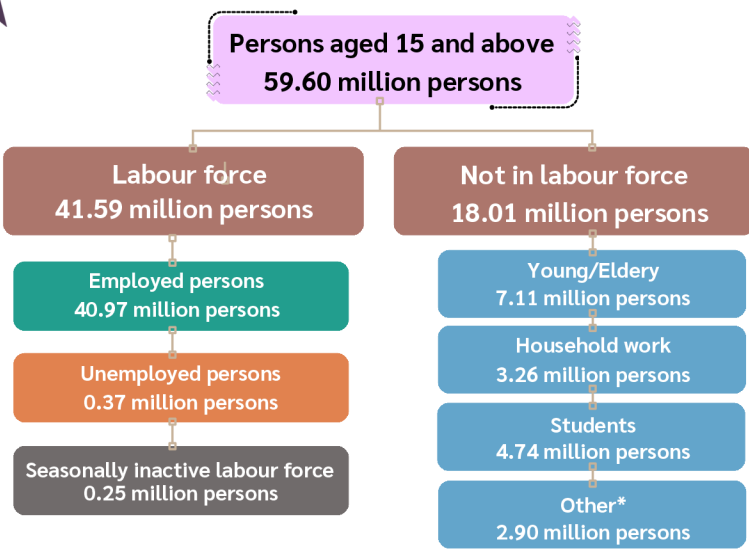
The number of employment, and dismissal from 2025-2026



Labour Force: Thai Labour Force Survey


According to the National Statistical Office survey in **January 2026**, there were 59.60 million persons who were 15 years old and above. Among these were work force 41.59 million persons: 40.97 million persons of employed persons and 0.372 million persons of unemployed persons (unemployment rate 0.9%); also, there were 0.25 million persons of seasonally inactive labour force.

Population structure

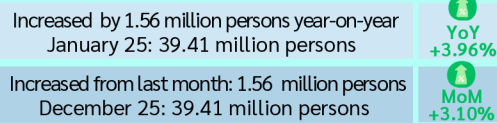


*Others: illness, retirement, disability incapable of work

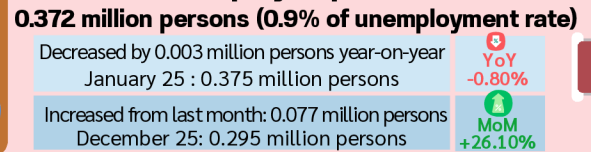
Employed and unemployed persons classified by region



Employed persons

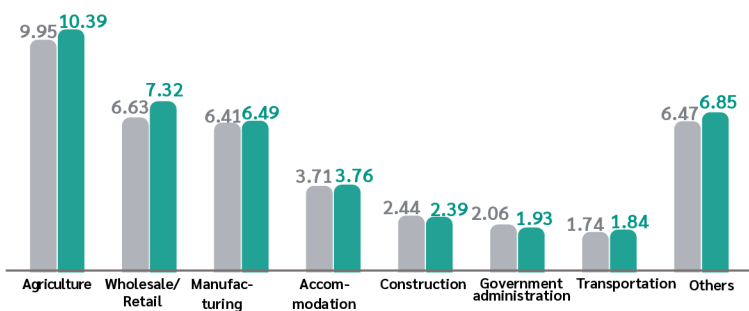


Unemployed persons



Employed persons by economic activities

● January 2025 ● January 2026

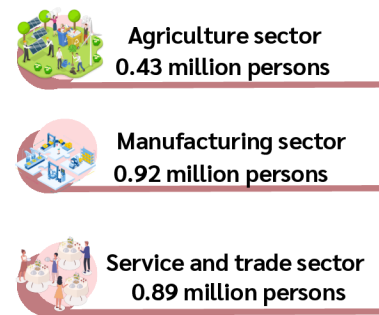
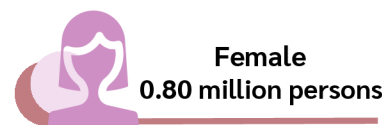


Without work experiences

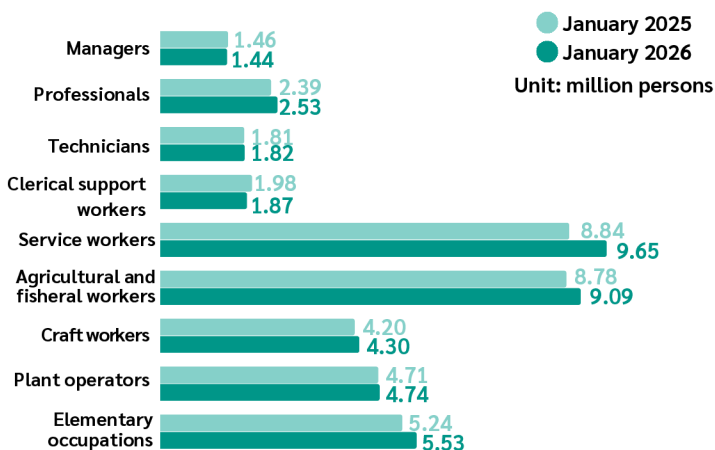
0.148 million persons

Having work experiences

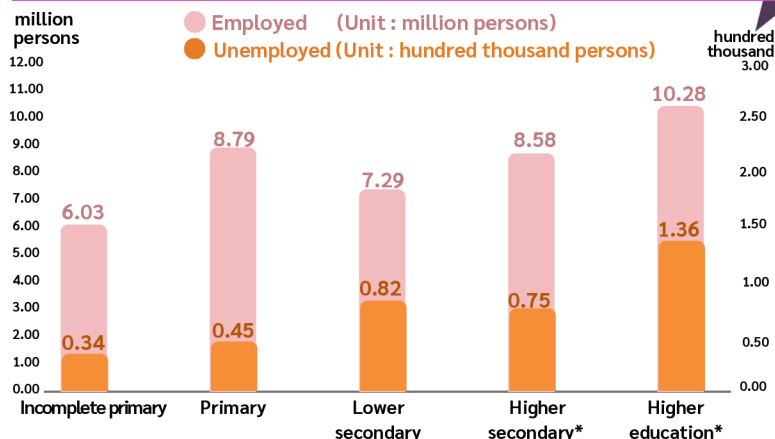
0.224 million persons



Employed persons by occupation groups



Employed persons by education



* Remark : Upper secondary includes general education, vocational education and academic education
Higher education includes diploma, bachelor's degree, master's degree and doctor's degree

Source : National Statistical Office

Unemployment Insurance Registration

In January 2026, there were 80,340 registered insured persons from unemployment via DOE, which decreased from the same period last year by 4,259 persons (5.03%). The group consisted of 33,939 males (42.24%) and 46,401 females (57.76%). The main reason was resignation (77.44%): changing jobs, self-employment, respite, or due to sickness, respectively.

The registered persons in January 2026 (80,340 persons)

Resignation
62,212 persons
(77.44%)



Female 36,826 persons
(59.19%)



Male 25,386 persons
(40.81%)

Cause of resignation

1. Changing jobs 31,735 persons
2. Self-employment 17,334 persons
3. Respite 6,775 persons
4. Sickness 6,368 persons

Dismissal
15,006 persons
(18.68%)



Female 7,914 persons
(52.74%)



Male 7,092 persons
(47.26%)

Cause of dismissal

1. Termination of contract 5,306 persons
2. Staff reduction 6,316 persons
3. Closure 3,384 persons

End of contract
3,122 persons
(3.88%)



Female 1,661 persons
(53.20%)

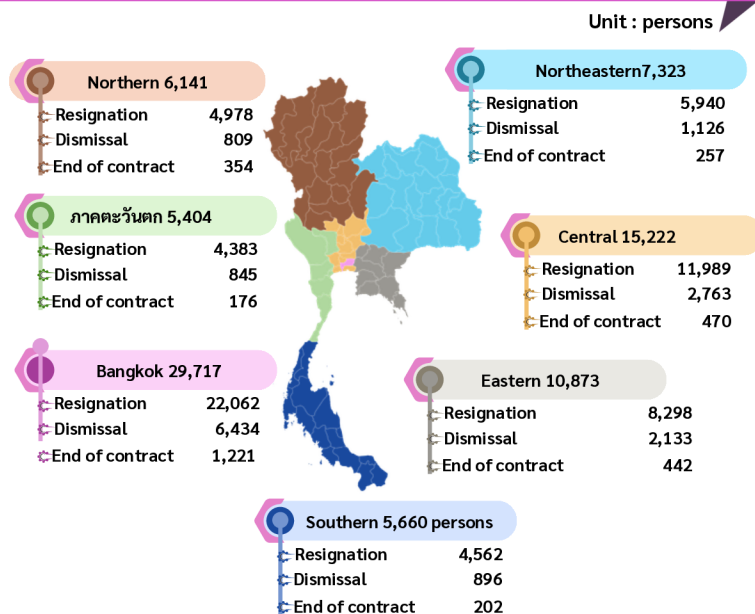
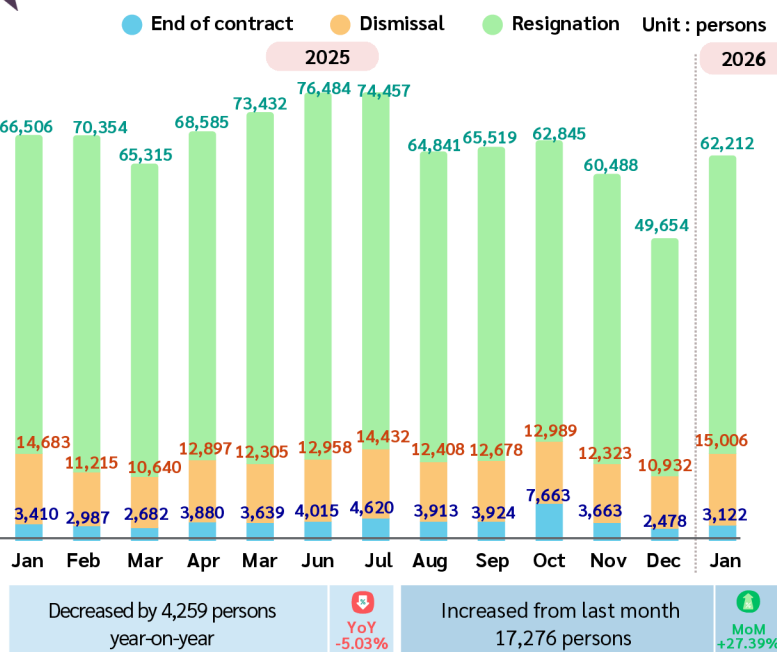


Male 1,461 persons
(46.80%)



The number of insured persons in case of unemployment monthly from 2025-2026

The number of insured persons on case of unemployment, classified by region



Source : DOE Data Center, DOE, Ministry of labour

Thai Labour Market Journal Feedback

SCAN ME



@LMl of Thailand



Thai Labour Market Information

Consultants

Somchai Morakotsriwan
Mongkol Songkram
Wichit Intharajaroen

Organizer

Director-General of Department of Employment
Deputy Director-General, Department of Employment
Deputy Director-General, Department of Employment

Authors

Suchitra Khajonkidakarn
Kiattisak Thanala

Piyanooch Buapen
Nadsitang Phawadee
Supalerk Karnchom
Wasuthorn Phurieksuwan
Nuttasit Mitkaew
Ampawan Chaona
Saroat Phungneat
Thitima Ninpurk
Angkana Wandao

Director, Labour Market Information Administration Division
Labour Specialist, Senior Professional Level,
acting Senior Expert on Labour Market Research
Labour Specialist, Professional Level
Labour Specialist, Professional Level
Labour Specialist, Professional Level
Labour Specialist, Practitioner Level
Statistician
Labour Specialist
Labour Specialist
Labour Specialist
Labour Officer

Translator

Abhiyada Nilkamhang

Labour Specialist



Labour Market Information Administration Division