



▶ **Labour demand
(March 2026) 33,038 vacancies**

▶ **Thai workers working overseas
Decreased by 23.92% (YoY)**

▶ **Employed persons: 41.29 million
Unemployed persons: 0.405 million**

▶ **The insured persons who
registered as unemployed via DOE
were 77,532 persons**

CONTENT

1. **Labour Demand (DOE)**
2. **Labour Emigration**
3. **Demand for Thai Labour Working Overseas**
4. **Labour Immigration**
5. **Investment Situation**
6. **Labour Force: Thai Labour Force Survey**
7. **Unemployment Insurance Registration**

Editorial

In March 2026, the Thai labour market had 41.29 million employed persons and 0.405 million of unemployed persons. On the part of insured persons who registered as unemployed persons, there were 77,532 persons with several reasons. The main cause was resignation, with 84.11%. However, there were employers and companies that reported in-demand labour via DOE: 33,038 vacancies. Moreover, Thai workers who were working overseas had decreased by 23.92%.

For further information, news about labour market in Thailand or labour market articles, please follow <https://www.doe.go.th/prd/lmia>

Labour Demand : Labour Requirement via DOE

In March 2026, there were 33,038 vacancies of reported labour demand by employers/companies via DOE. The highest demand was for 12,696 vacancies at the vocational and diploma levels (38.43%), followed by the secondary level with 11,504 vacancies (34.82%). At the bachelor's degree and higher levels, there were 4,843 vacancies (14.66%). Lastly, there were 3,995 vacancies at the primary and lower levels (12.09%).



Job vacancies
33,038 vacancies

Decreased by 11,622 vacancies year-on-year March 25 : 44,660 persons	YoY -26.02%
Decreased from last month: 149 vacancies February 26 : 33,187 vacancies	MoM -0.45%



Job seekers
25,245 persons

Decreased by 879 persons year-on-year March 25 : 26,124 persons	YoY -3.36%
Decreased from last month: 1,726 persons February 26 : 26,971 persons	MoM -6.40%



Job placement
17,378 persons

Increased by 350 persons year-on-year March 25 : 17,028 persons	YoY +2.06%
Decreased from last month: 557 persons February 26 : 17,935 persons	MoM -3.11%

Labour demand classified by economic sectors

Agriculture sector
1,380 vacancies

Top 3

1. Cultivation and husbandry
2. Forestry and logging
3. Aquaculture and fishery

Manufacture sector
15,446 vacancies

Top 3

1. Food product
2. Computer product manufacturing
3. Automotive, truck and semi-truck manufacturing

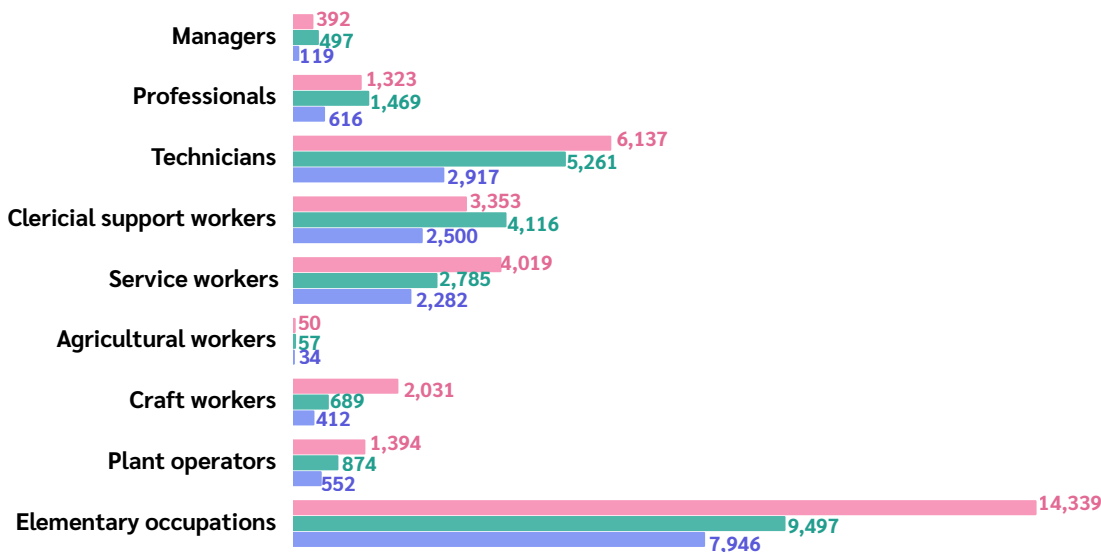
Service and trade sector
16,212 vacancies

Top 3

1. Retail
2. Wholesale
3. Food and beverage service

Job Vacancies, Job Seekers and Job Placements classified by occupation groups

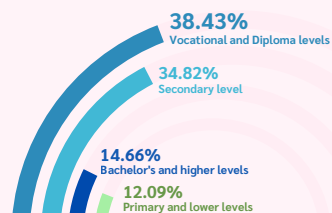
● Labour demand (vacancies) ● Job seeker (persons) ● Job placement (persons)



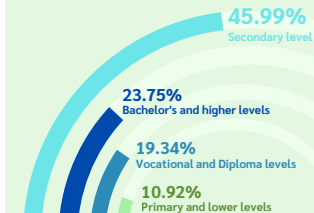
Job Vacancies, Job Seekers and Job Placements classified by education groups

■ Primary and lower levels ■ Secondary level ■ Vocational and Diploma levels ■ Bachelor's and higher levels


Labour demand



Job seekers



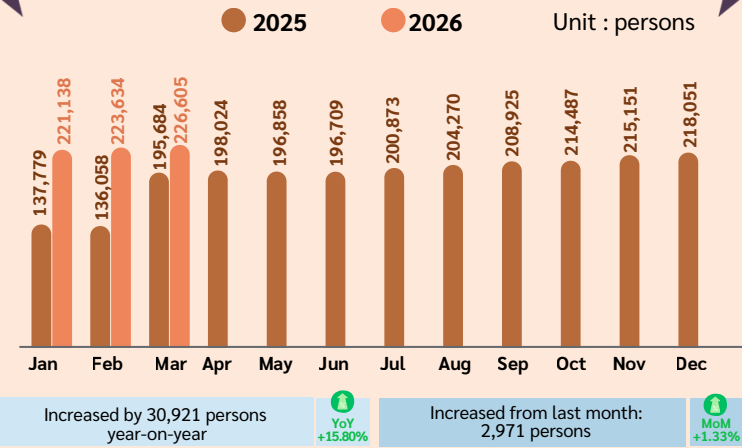
Job placements



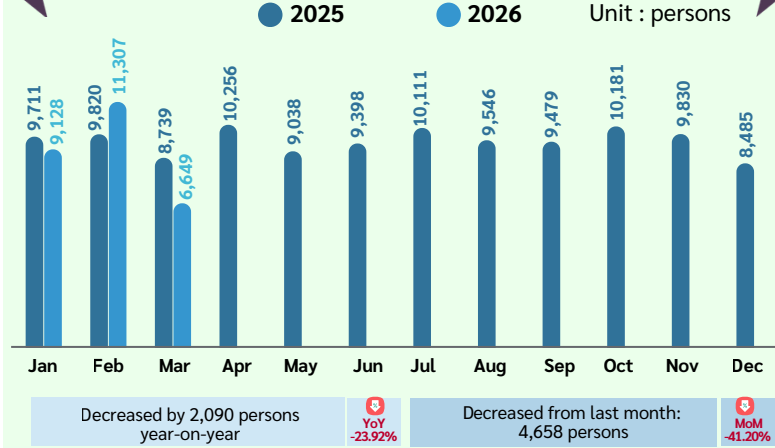
Labour Emigration : Thai workers working overseas

In March 2026, there were still Thai workers who were employed overseas: 226,605 persons. The top 3 countries that they went to work in were Taiwan, Israel, and the Republic of Korea. Also, there were 6,649 job seekers who had permission to work overseas, classified into 5 channels of overseas employment, totaling 3,486 persons. The arrangement of agencies is 2,316 persons (34.83%) and 3,163 RE-ENTRY persons (47.57%). The top job field was Plant operators, machine operators and assemblers with 2,035 persons (30.61%).


Still working overseas



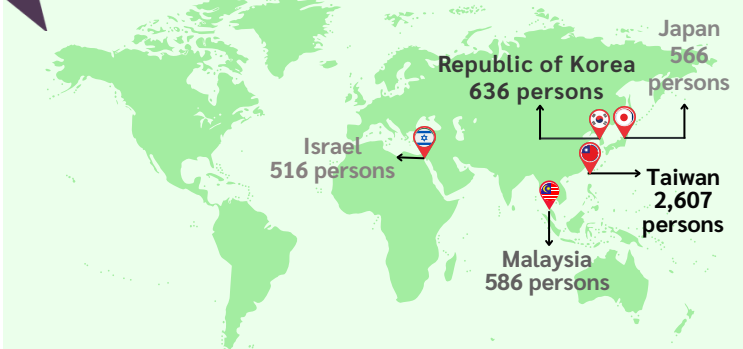
Permitted Thai labour working overseas



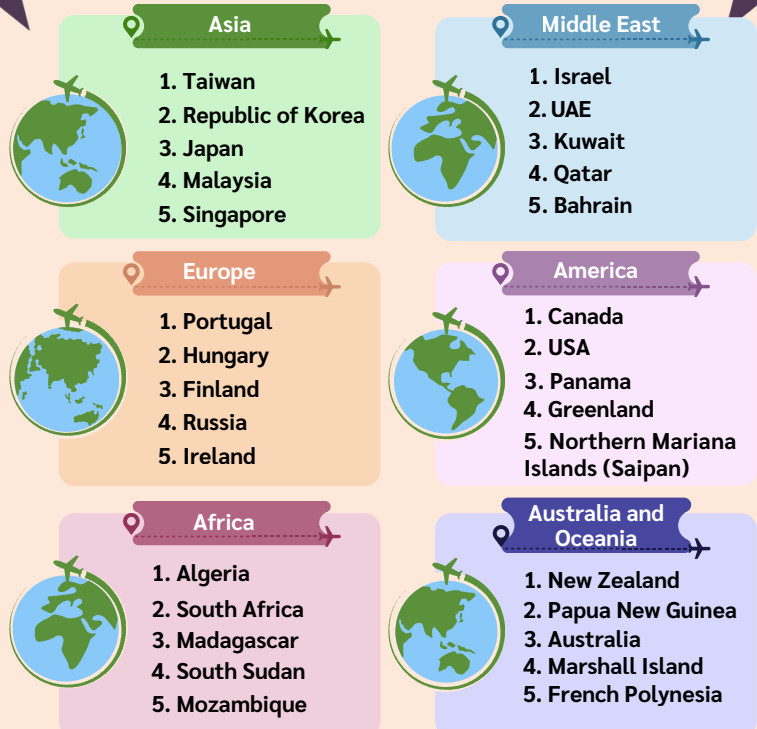
Top 5 countries that Thai workers still working



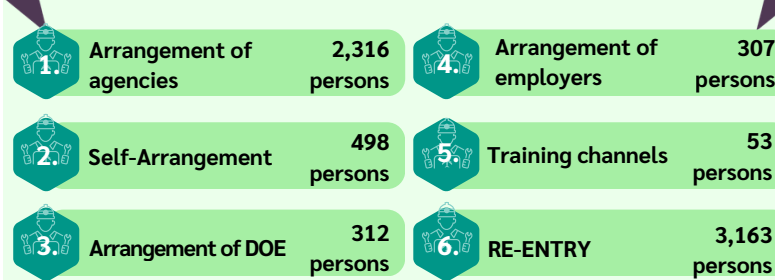
Top 5 countries by flow of Thai workers employed overseas



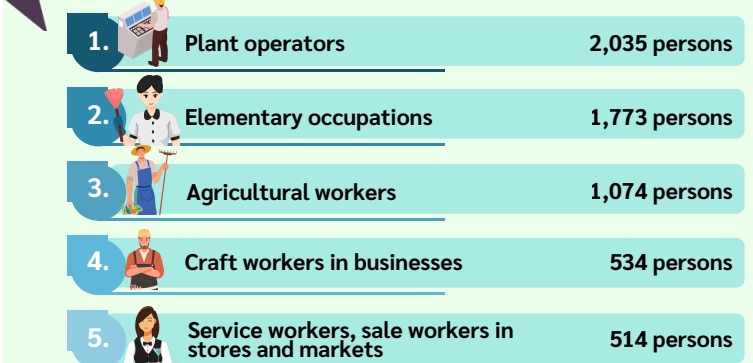
Top 5 countries that Thai workers still working by regions



classified by arrangement



classified by occupations



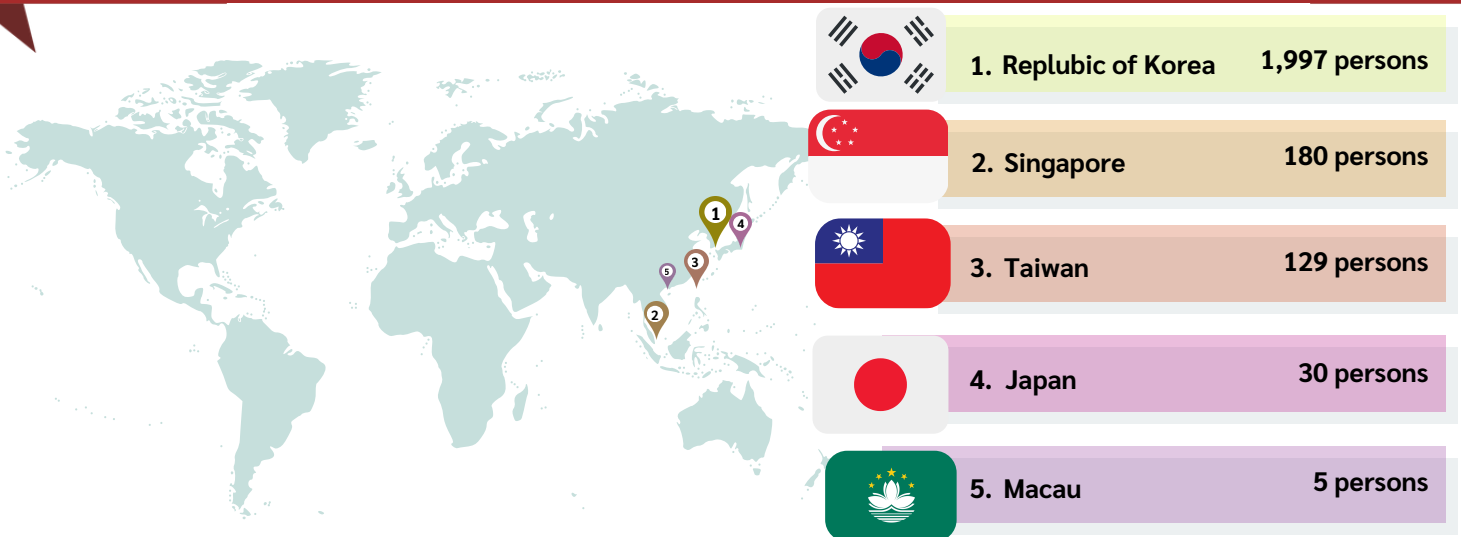
3. Demand for Thai workers employed overseas

In March 2026, there were employers/companies reporting a total demand of 2,341 Thai workers employed overseas via agencies and DOE. Among them were 2,244 males (95.86%), 3 females (0.13%), and not specified gender 94 persons (4.01%). The most in-demand job for Thai workers employed overseas was agricultural workers, with 1,559 persons (66.60%), followed by builders with 409 persons (17.47%) and excavator operators with 100 persons (4.27%). The country that had the most demand for Thai workers was the Republic of Korea, with 1,997 persons (85.31%). Secondly, Singapore, with 180 persons (7.69%), followed by Taiwan, with 129 persons (5.51%), respectively.

Top 5 in-demand occupations for Thai workers



Top 5 in-demand countries for Thai workers



Top 5 in-demand regions for Thai workers

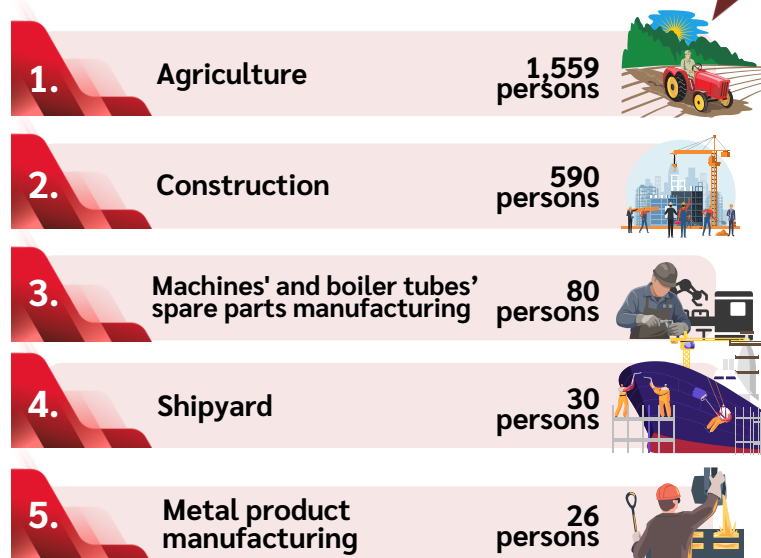
Asia: 2,341 persons

Top 10



- | | |
|--------------------------|---|
| 1. Agricultural workers | 6. Assemblers |
| 2. Builders | 7. Mechanics |
| 3. Excavator operators | 8. Mechanical Technicians in construction |
| 4. Welders | 9. Supervisor in construction |
| 5. Manufacturing workers | 10. Cooks |

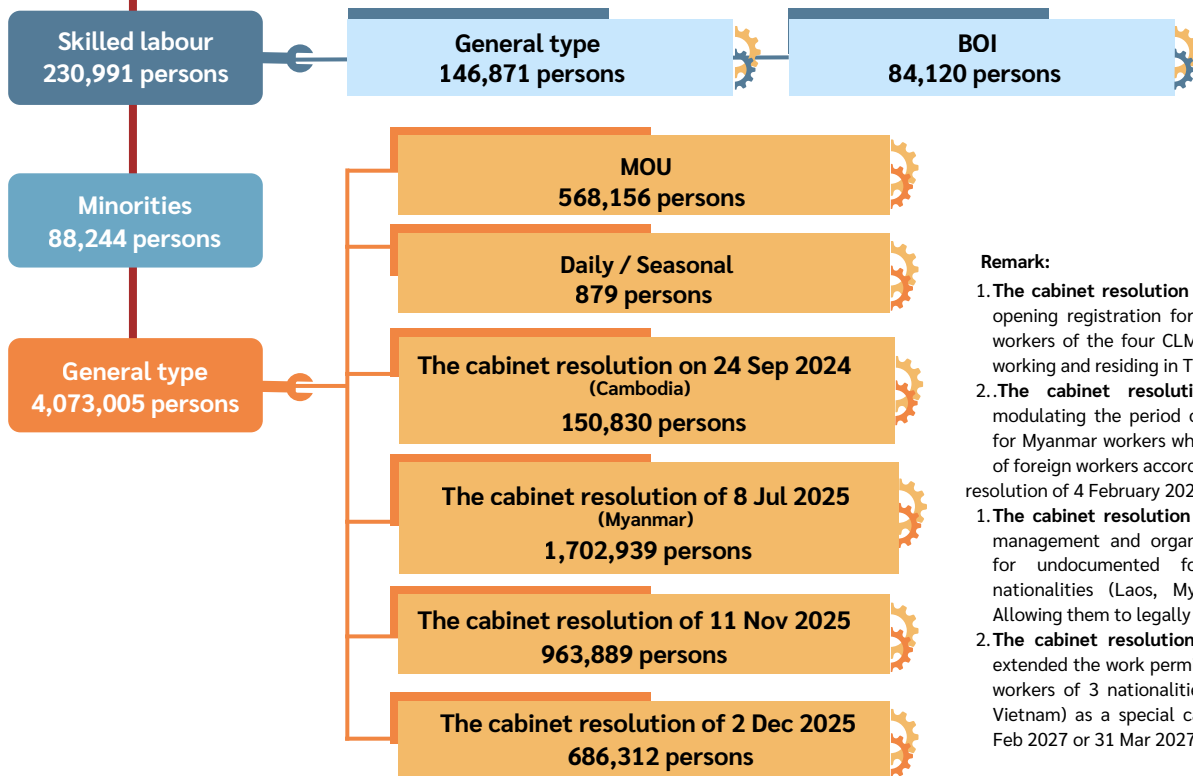
Top 5 in-demand industries for Thai workers



Labour Immigration : Foreign Workers

In March 2026, there were 4,392,240 foreign workers in Thailand. Among these were general workers, with 4,073,005 persons (92.73%). Followed by 230,991 persons of skilled labour (5.26%) and minority workers with 88,244 persons (2.01%).

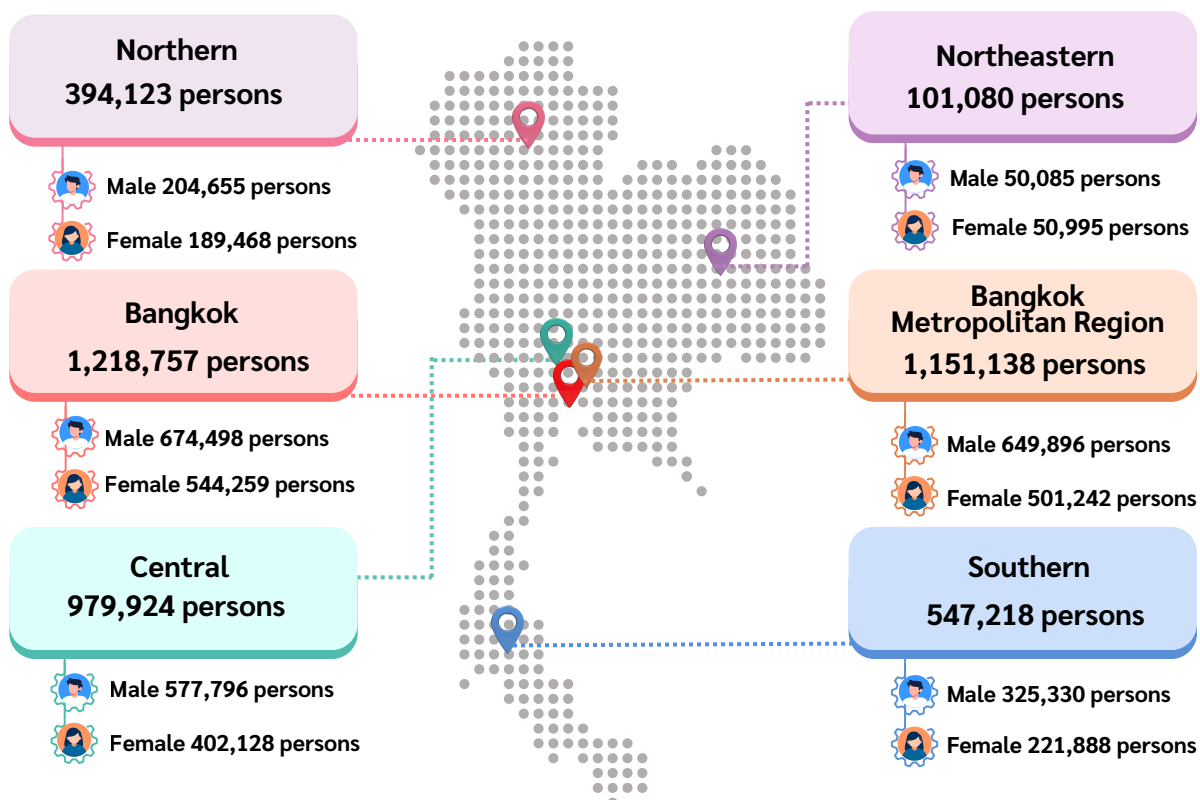
The number of foreign labour by group March 2026 : 4,392,240 persons



Remark:

- The cabinet resolution of 24 September 2024 opening registration for undocumented foreign workers of the four CLMV nationalities who are working and residing in Thailand.
- The cabinet resolution of 8 July 2025 modulating the period of residence in Thailand for Myanmar workers who renewed work permits of foreign workers according to the cabinet resolution of 4 February 2025 to work temporarily.
 - The cabinet resolution of 11 November 2025 management and organization of employment for undocumented foreign workers of 3 nationalities (Laos, Myanmar, and Vietnam). Allowing them to legally and temporarily work.
 - The cabinet resolution of 2 December 2025 extended the work permit in Thailand for foreign workers of 3 nationalities (Laos, Myanmar, and Vietnam) as a special case for a year (until 13 Feb 2027 or 31 Mar 2027 case by case).

The number of foreign labour by region



Investment Situation

In March 2026, there were 32 industrial factories that received permission to operate their businesses, which decreased from the same period last year by 65.96%. These factories created 1,039 jobs. Among these were 633 males (60.92%) and 406 females (39.08%). Moreover, the total investment from permitted factories was 3,556.78 million baht, which decreased from the same period last year by 73.75%. The Eastern region of Thailand had the highest number of permitted factories, with 16 factories, creating 527 jobs (50.72%).



**Permission
32 factories**

Top 3

1. Recycling factories' products or wastes into raw materials
2. Power generation from thermal energy
3. Sorting or recycling of used materials and equipment factories



**Expansion
34 factories**

Top 3

1. Petroleum product blending operations
2. Manufacturing of plastic products in the form of pellets, rods, pipes, tubes, sheets, powders, or other forms
3. Manufacturing instant food from animal meat, fat and skin



**Closure
22 factories**

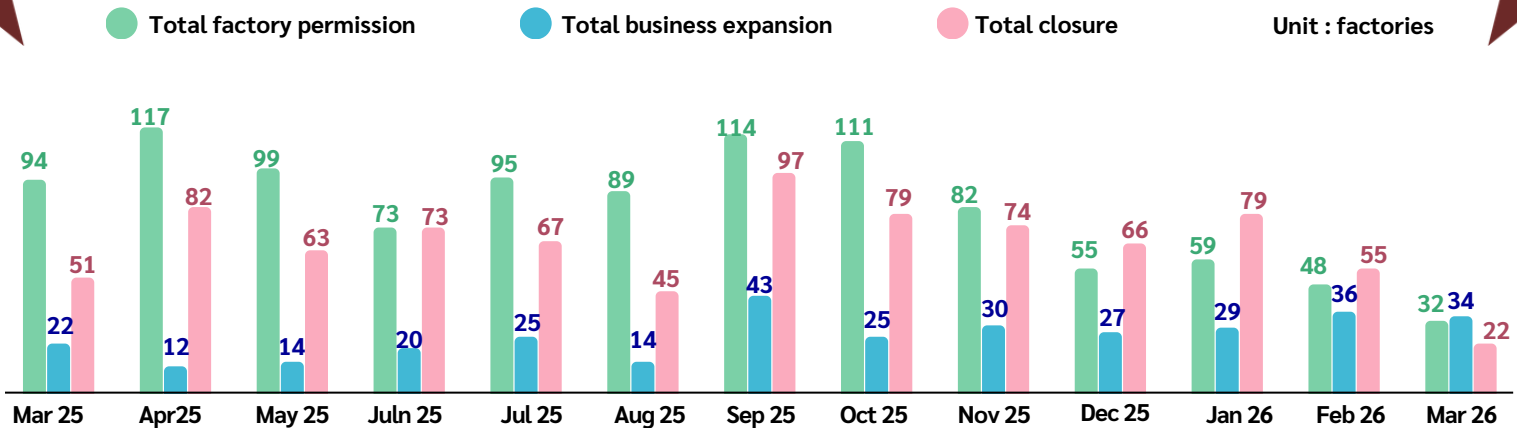
Top 3

1. Power generation from solar energy
2. Wood sawing, grooving, drilling, or wood processing operations
3. Concrete products manufacturing

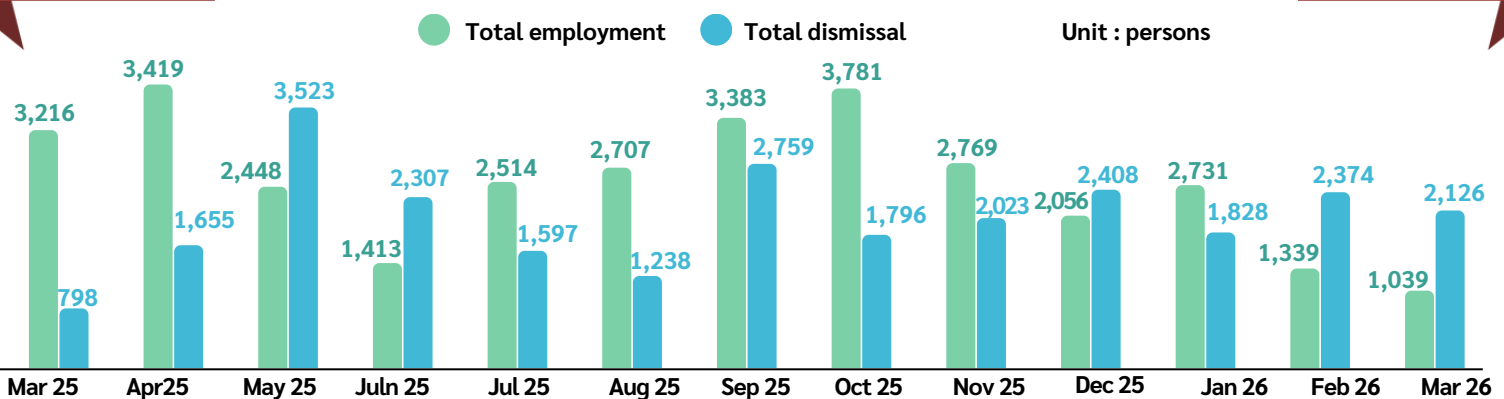
The number of industrial factories, total investment, and employment

Factories size	Number of factories	Investment (Baht)	Employment (persons)		
			Male	Female	Total
Small industrial factories (Employees do not exceed 50 persons)	25	2,261.28	276	117	393
Medium industrial factories (Employees exceed 50 persons but not over 200 persons)	7	1,295.50	357	289	646
Large industrial factories (Employees exceed 200 persons)	-	-	-	-	-
Total	32	3,556.78	633	406	1,039

The number of total factory permission, business expansion, and closure from 2025-2026



The number of employment, and dismissal from 2025-2026



Labour Force: Thai Labour Force Survey

According to the National Statistical Office survey in **March 2026**, there were 59.64 million persons who were 15 years old and above. Among 42.14 million persons of the workforce were 41.29 million persons of employed persons and 0.405 million persons of unemployed persons (unemployment rate 1.0%); also, there were 0.441 million persons of the seasonally inactive labour force.

Population structure

Persons aged 15 and above
59.64 million persons

Labour force
42.14 million persons

Employed persons
41.29 million persons

Unemployed persons
0.41 million persons

Seasonally inactive labour force
0.44 million persons

Not in labour force
17.50 million persons

Young/Eldery
7.27 million persons

Household work
2.95 million persons


Students
4.51 million persons

Other*
2.77 million persons

*Others: illness, retirement, disability incapable of work

Employed and unemployed persons classified by regions

Unit : persons



Employed person 41.29 million persons

Increased by 1.87 million persons year-on-year
Mar 25 : 39.42 million persons

YoY
+4.74%

Decreased from last month 0.140 million persons
Feb 26 : 41.43 million persons

MoM
-0.34%

Unemployed person

0.405 million persons (Unemployment rate 1.0%)

Increased by 0.0270 million persons
Mar 25 : 0.378 million persons

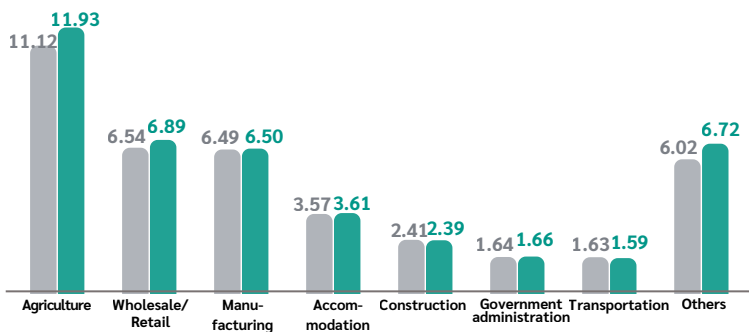
YoY
+7.14%

Increased from last month 0.0340 million persons
Feb 26 : 0.371 million persons

MoM
+9.16%

Employed persons by economic activities

● March 2025 ● March 2026 Unit : million persons



Without work experiences
0.141 million persons

Having work experiences
0.264 million persons

Male
0.069 million persons

Agriculture sector
0.040 million persons

Female
0.072 million persons

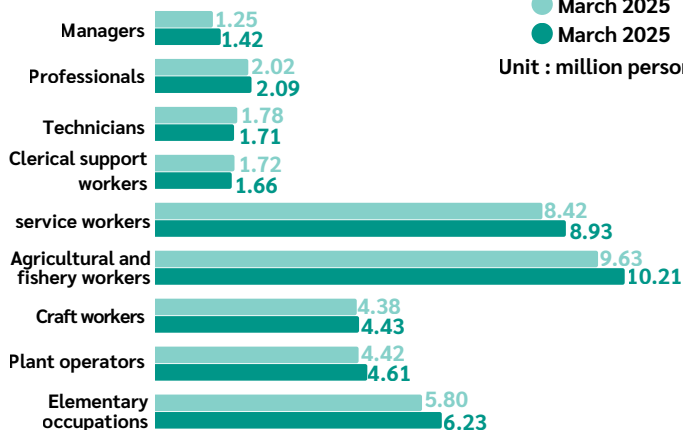
Manufacturing sector
0.083 million persons

Service and trade sector
0.141 million persons

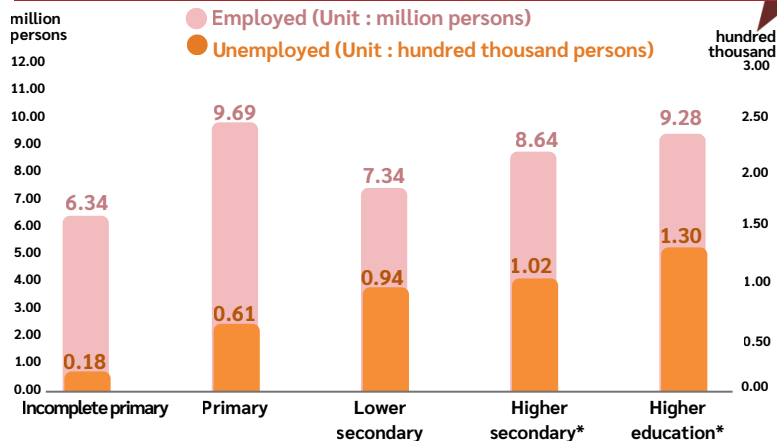
Employed persons by occupation groups

● March 2025 ● March 2025

Unit : million persons



Employed persons by education



* Remark : Upper secondary includes general education, vocational education and academic education
Higher education includes diploma, bachelor's degree, master's degree and doctor's degree

Source : National Statistical Office

Unemployment Insurance Registration

In March 2026, there were 77,532 registered insured persons from unemployment via DOE, which increased from the same period last year by 1,105 persons (1.14%). The group consisted of 32,768 males (42.26%) and 44,764 females (57.74%). The main cause was resignation (84.11%): changing jobs, self-employment, respite, and sickness, respectively.

The registered persons in March 2026 (77,532 persons)

Resignation
65,214 persons
(84.11%)

Cause of resignation

1. Changing jobs	32,556 persons
2. Self-employment	18,356 persons
3. Respite	7,512 persons
4. Sickness	6,790 persons

Female 38,502 persons
(59.04%)

Male 26,712 persons
(40.96%)

Dismissal
9,831 persons
(12.68%)

Cause of dismissal

1. Termination of contract	4,230 persons
2. Staff reduction	3,958 persons
3. Closure	1,643 persons

Female 5,009 persons
(50.95%)

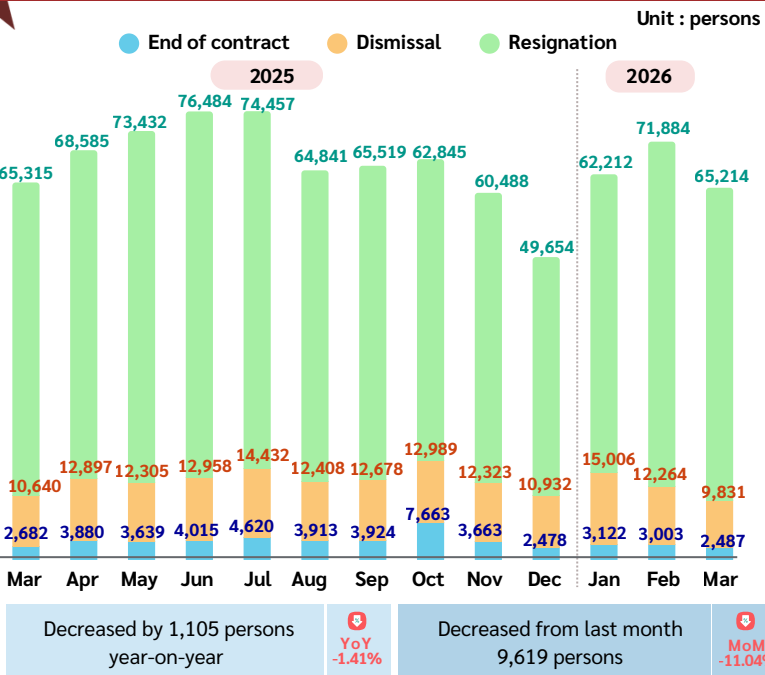
Male 4,822 persons
(49.05%)

End of contract
2,487 persons
(3.21%)

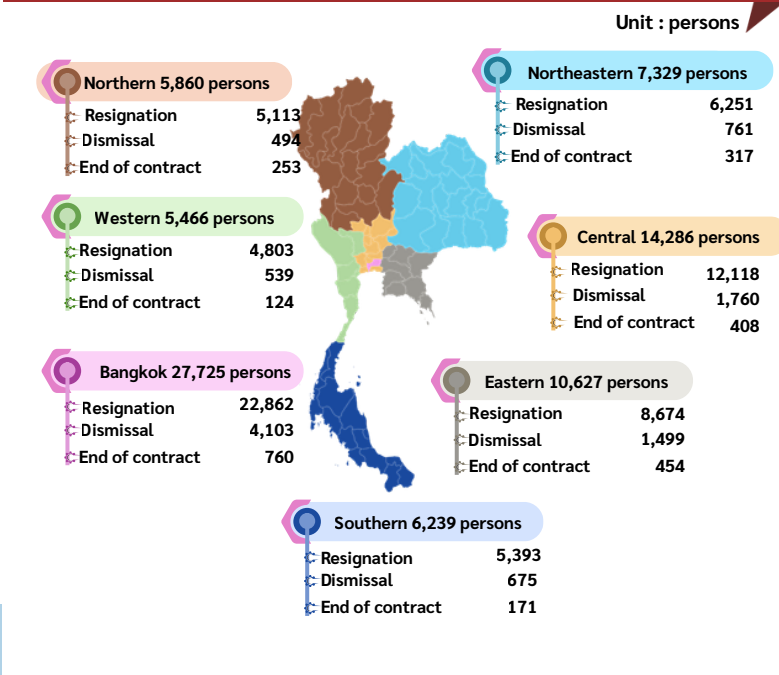
Female 1,253 persons
(50.38%)

Male 1,234 persons
(49.62%)

The number of insured persons in case of unemployment monthly from 2025-2026

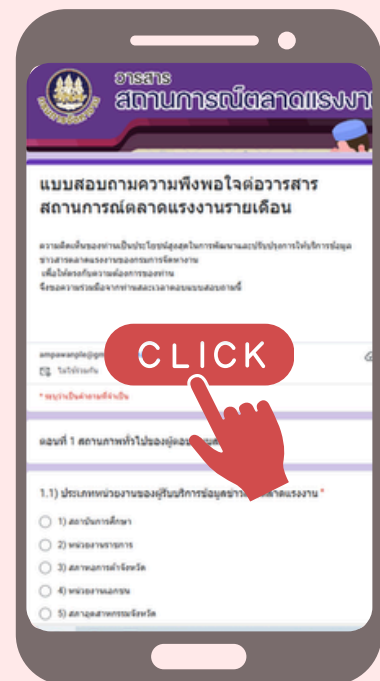


The number of insured persons on case of unemployment, classified by region



Thai Labour Market Journal Feedback

SCAN ME



Organizer

Consultants

Somchai Morakotsriwan
Mongkol Songkram
Wichit Intharajoen

Director-General of Department of Employment
Deputy Director-General, Department of Employment
Deputy Director-General, Department of Employment

Authors

Suchitra Khajonkidakarn
Kiattisak Thanala
Dararat Kesontham
Piyanooch Buapen
Nadsitang Phawadee
Supalerk Karnchom
Wasuthorn Phurieksuwan
Nuttasit Mitkaew
Ampawan Chaona
Saroat Phungneat
Thitima Ninpurk
Angkana Wandao

Director, Labour Market Information Administration Division
Senior Expert on Labour Market Research
Chief of Analysis and Research Group
Labour Specialist, Professional Level
Labour Specialist, Professional Level
Labour Specialist, Professional Level
Labour Specialist, Practitioner Level
Statistician
Labour Specialist
Labour Specialist
Labour Specialist
Labour Officer

Translator

Abhiyada Nilkamhang

Labour Specialist

