



- The social security insurance person (article 33) is 11,110,132 persons.
- Unemployed insurance person is 310,031 persons.
- 39,163 Job Vacancies are available in Thailand.

CONTENTS

1 Unemployment Situation

2 Labour Demand

3 Labour Emigration

4 Labour Immigration

5 Labour Force

Editorial

Thai Labour Market situation as of February 2021 according to DOE statistic, there are 39,163 job vacancies. The statistic of insurance person (Article 33) is 11,100,132 persons and unemployed insurance person is 310,031 persons increased by 104.23%. The major cause of unemployment is resignation 60.11%

Please follow the further information at <https://doe.go.th/lmia> or Facebook at Thai Labour Market Information.

Editor

Director : Director of Labour Market Information
Administration Division

Writers : Analysis and Research Group

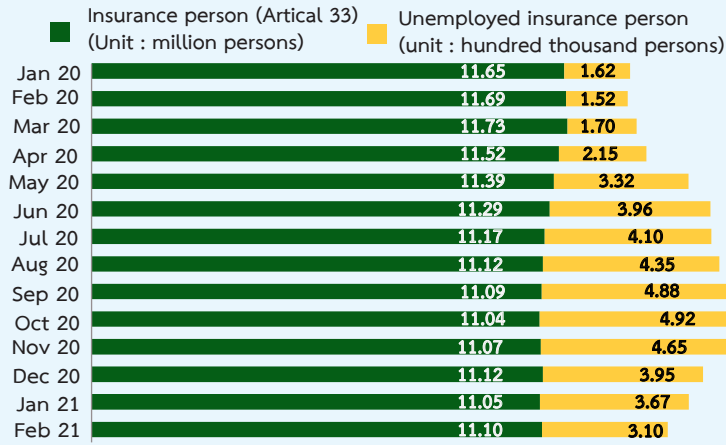
Translators : Labour Market Administrative Record Center

1. Unemployment Situation

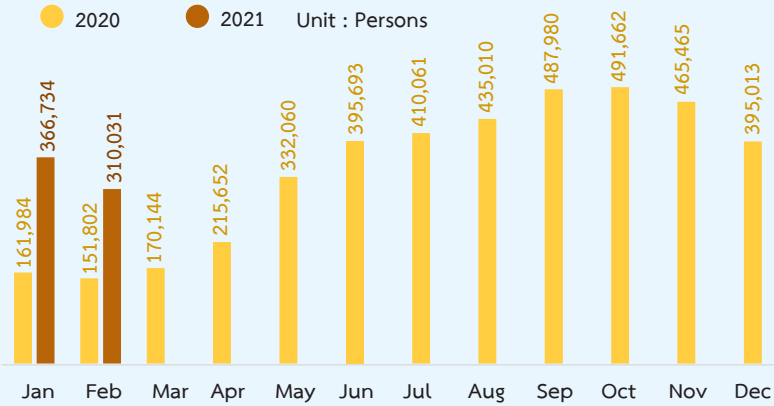


Social Security Office Statistic of February 2021 reports the number of insurance person (Article 33) is 11,100,132 persons and unemployed insurance person is 310,031 persons (2.79% of insurance person). Comparing to the same period last year, the unemployed insurance person increases by 104.23% (158,229 persons). There are three types of unemployment, the highest is resignation 60.11%, followed by lay off 37.06% and end of the employment contract 2.83%.

Insurance person (Article 33) and Unemployed insurance person

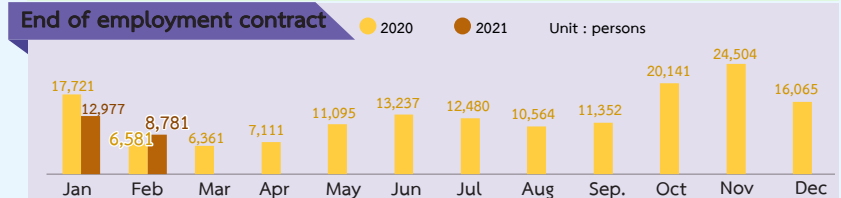
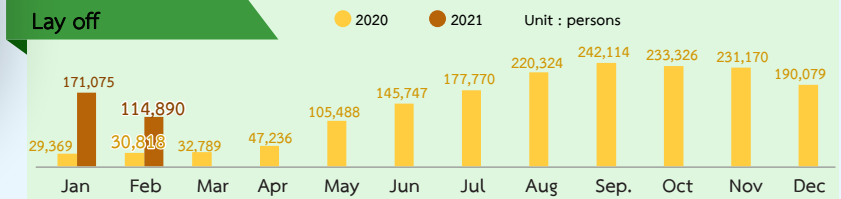
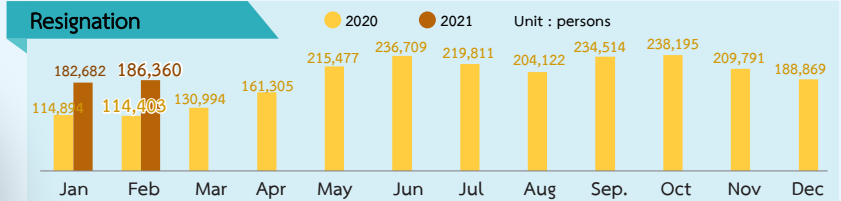
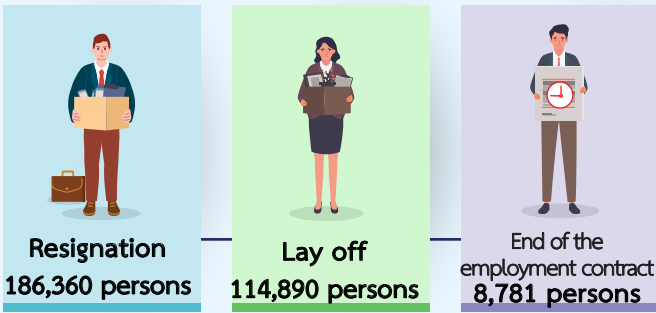


Unemployed insurance person



Unemployed insurance person (February 2021) by unemployment type


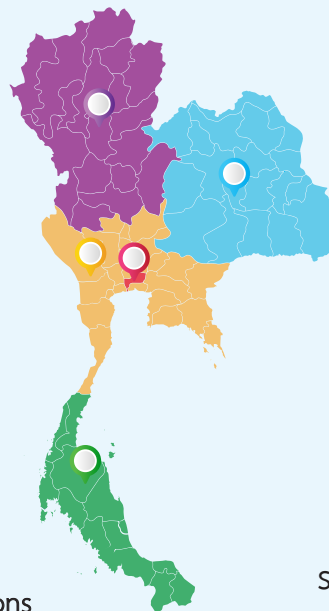
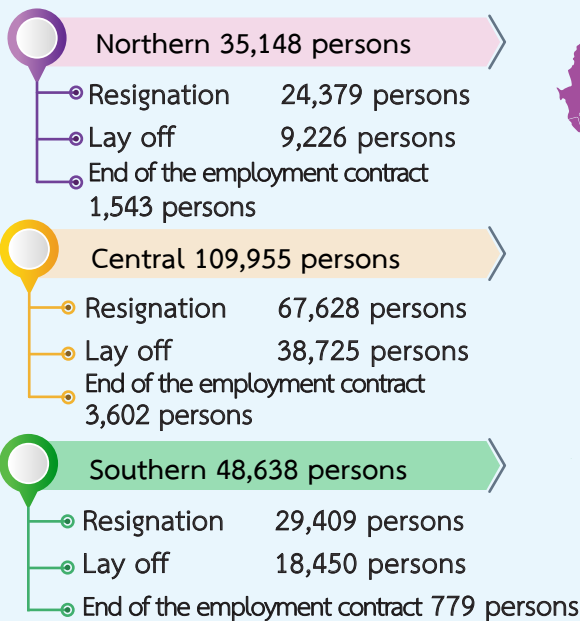
February 2021 (310,031 persons)



February 2020 : 151,802 persons ▲ +104.23% YoY

January 2021 : 366,734 persons ▲ -15.46% MoM

Unemployed insurance person by unemployment type and region



Source : Social Security Office Statistic



2. Labour Demand : Domestic Labour Demand (DOE)



In February 2021, there are 39,163 Job vacancies from 1,207 companies. The highest demand is 14,239 persons (36.36%) in Vocational level followed by 12,109 persons (30.92%) in Secondary level and 6,960 persons (17.77%) in Post Graduate School and the lowest demand is 5,855 persons (14.95%) in Primary level.



Feb 20 : 22,966 vacancies +70.53% YoY

Jan 21 : 29,175 vacancies +34.23% MoM

Feb 20 : 25,295 persons +20.26% YoY

Jan 21 : 28,887 persons +5.31% MoM

Feb 20 : 20,787 persons +15.05% YoY

Jan 21 : 22,887 persons +4.49% MoM

Top 5 job vacancies among occupation groups

Managers 1,974 vacancies



1. Business service manager
2. Sale manager
3. Marketing manager
4. Retail trade manager
5. Finance and accounting manager

Clerks 4,251 vacancies



1. Administrative clerk
2. Cashier
3. Warehouse staff
4. Personnel clerk
5. Financial /credit clerk

Craft workers 1,898 vacancies



1. Tailor
2. Automotive repairer
3. Sewer (hand and machine)
4. Welder
5. Carpenter

Professionals 1,886 vacancies



1. Market officer
2. Customer service officer
3. Computing professionals
4. Economist
5. Civil engineer

Service officers 3,015 vacancies



1. Salesperson
2. Security guard
3. Warden
4. Office maid
5. Waiter

Factory workers 1,783 vacancies



1. Car driver
2. Sewing machine operator
3. Truck driver
4. Van driver
5. Shoes sewing machine operator

Technicians 7,284 vacancies



1. Business service agent
2. Customer service
3. Product representative
4. Bookkeepers
5. Investment advisors

Agriculture 96 vacancies



1. Field crops / vegetable crops farmer
2. Landscape / park gardener
3. General logger
4. Mixed - crop farmer
5. Mixed - animal husbandry farmer

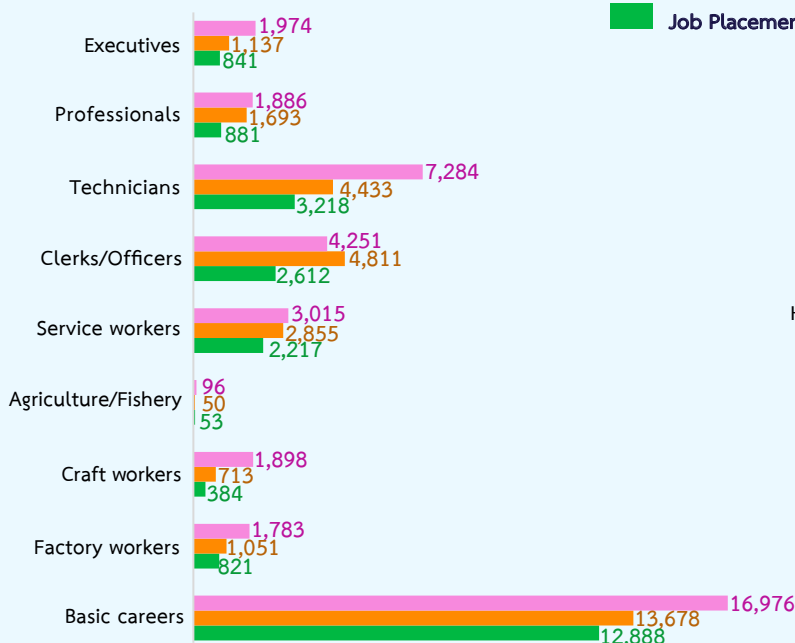
Basic careers 16,976 vacancies



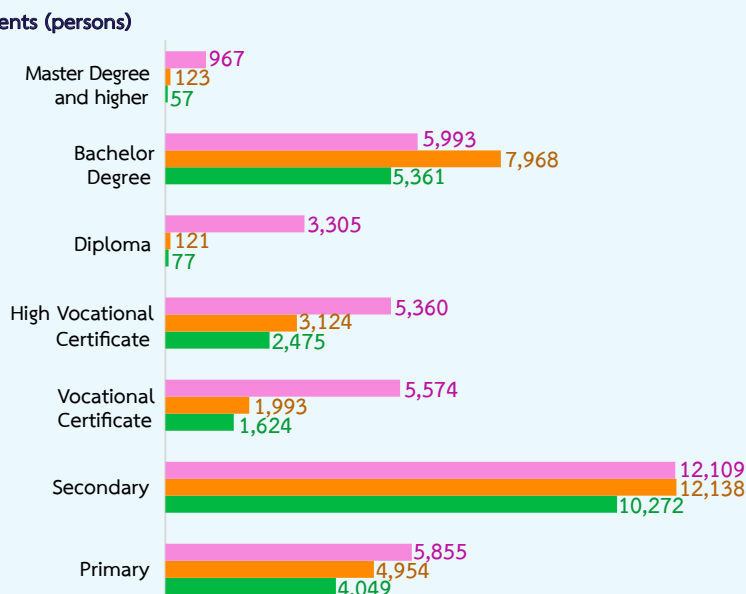
1. Labourer (production)
2. Delivery staff
3. Labourer (construction)
4. Labourer (packing)
5. Garbage collector

Job Vacancies, Job Seekers and Job Placements

Classification by job



Classification by education



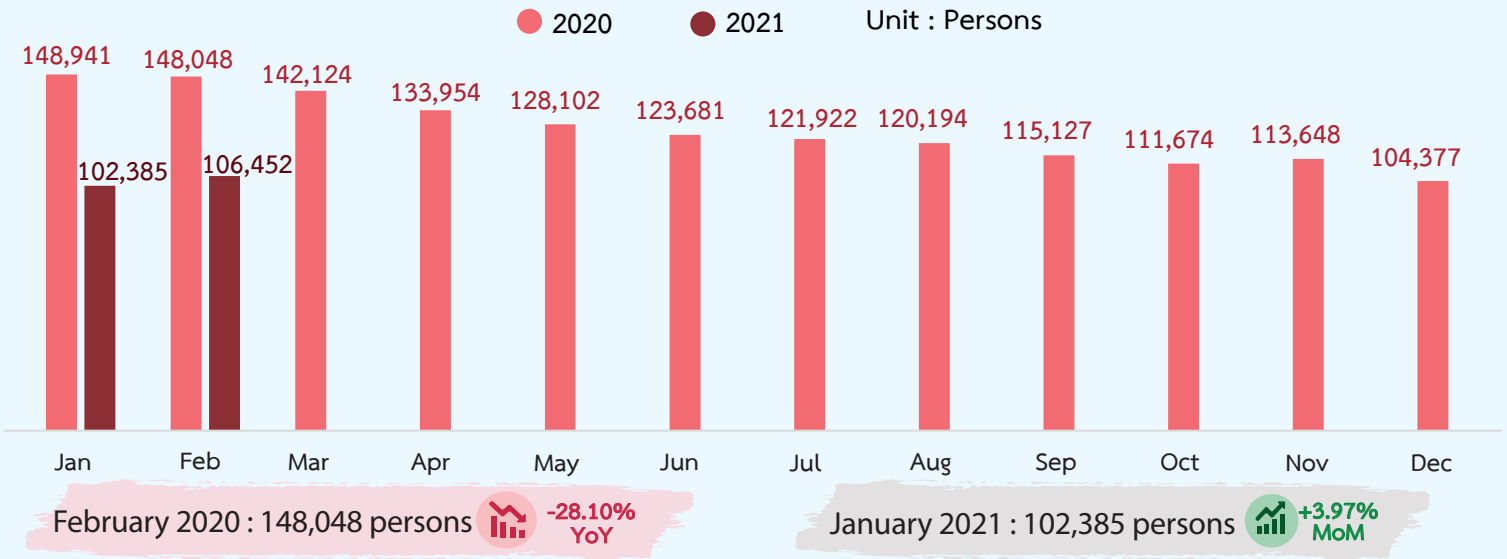
Source : DOE Smart Job Center

3. Labour Emigration : Thai workers working oversea



In February 2021, there are 106,452 Thai workers working oversea. The top 3 countries of destination are Taiwan, Israel and Korea and the most required jobs are Labourers, Production Labours and Agricultural workers.

Thai workers working oversea



Top 5 Countries of Destination



1	Taiwan	55,782
2	Israel	17,735
3	Republic of Korea	16,438
4	Japan	4,728
5	Hong Kong	1,249

Unit : Persons

Top 5 Countries of Destination classified by continents

Asia

- Taiwan
- Republic of Korea
- Japan
- Hong Kong
- Singapore

Europe

- Hungary
- Protugal
- Czech Republic
- Ireland
- Denmark

Africa

- Madagascar
- South Sudan
- South Africa
- Nigeria
- Seychelles

Middle East

- Israel
- UAE
- Bahrain
- Kuwait
- Qatar

North & South America

- Greenland
- Canada
- USA
- Brazil & Colombia

Australia & Oceania

- New Zealand
- Papua New Guinea
- Australia

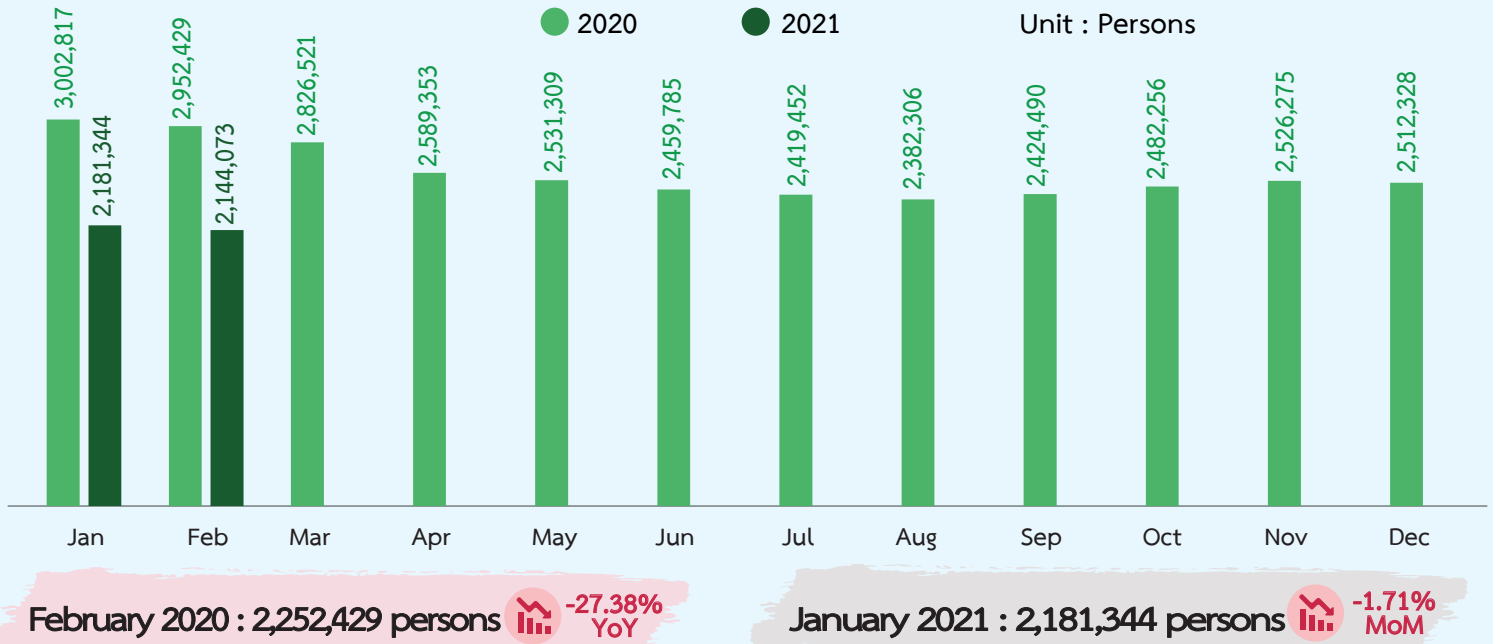
Source : Overseas Employment Administration Division

4. Labour Immigration : Foreign Workers

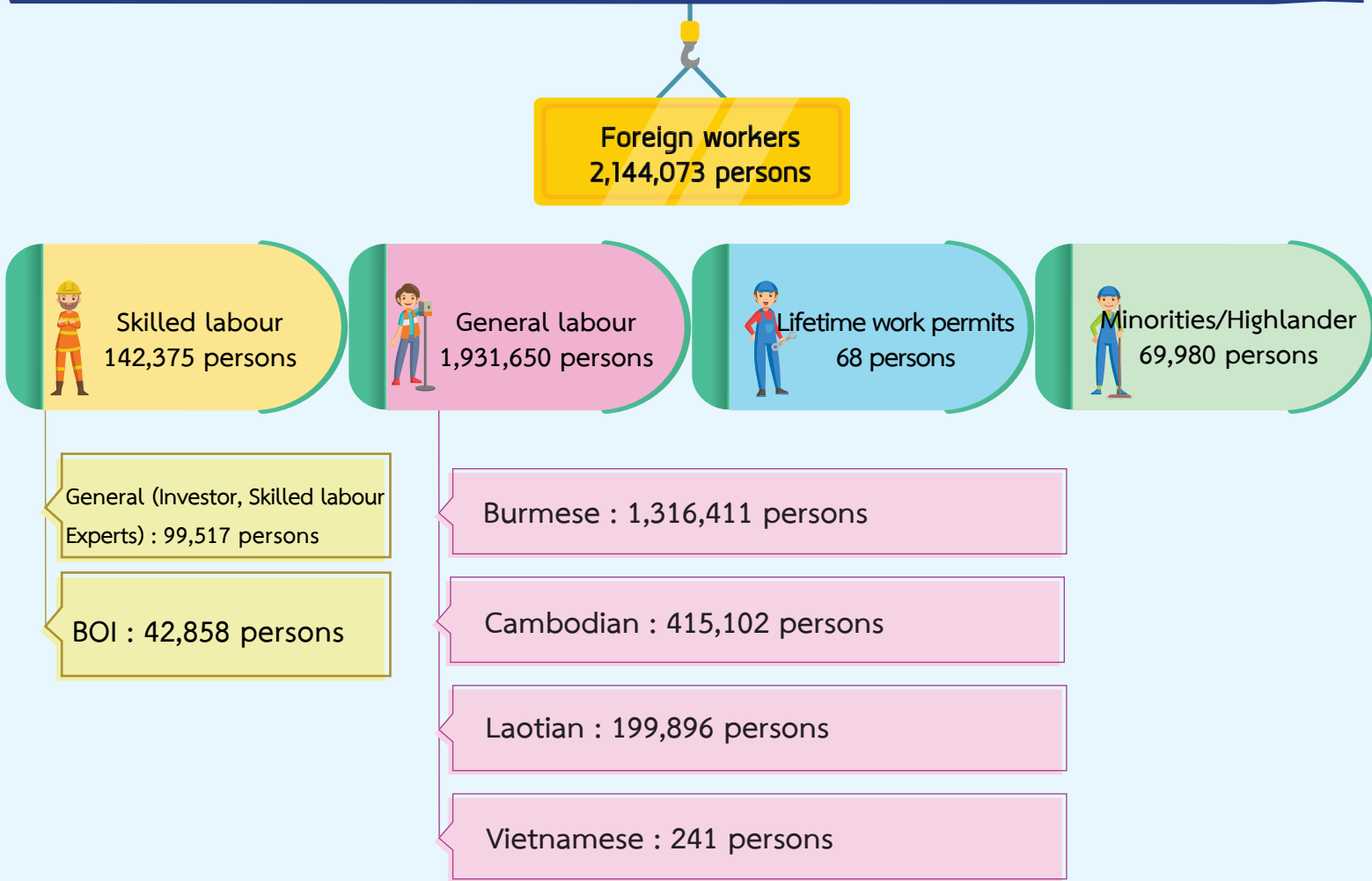


As of February 2021, there are 2,114,073 foreign workers in Thailand. General worker is the biggest group with 1,931,650 workers or 90.09%. Skilled foreign workers contributed to 142,375 workers or 6.64% and Minorities/ Highlander/Lifetime work permits 70,048 workers or 3.27%

Current foreign workers (Jan 2020 - Feb 2021)



Current foreign workers classified by group



Source : Foreign Workers Administration Office



5. Labour Force : Thai Labour Force Survey



Statistic of the National Statistical Office as of December 2020 shows that the country's total population 56.96 million are aged 15 and over, of these 39.45 million are in labour force, 38.76 million are employed and 0.59 million are unemployed (unemployment rate of 1.5%) and 0.10 million are seasonally inactive labour force.

Number of Population by labour force (December 2020)

Aged 15 and over 56.96 million persons

Total Labour Force
39.45 million persons

Not in labour force
17.51 million persons

Current labour force
39.35 million

Seasonally inactive
0.10 million

Employed persons
38.76 million

Unemployed persons
0.59 million

Household work persons
4.74 million

Students
4.08 million

Others *
8.69 million

* (Children, Elderly, Disability etc.)

Employed and Unemployed persons by region

Northern

Employed : 6.36

Unemployed : 0.051

Central

Employed : 12.18

Unemployed : 0.199

Southern

Employed : 5.10

Unemployed : 0.143

Northeastern

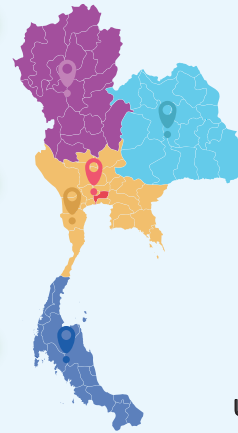
Employed : 9.76

Unemployed : 0.097

Bangkok

Employed : 5.36

Unemployed : 0.1



Unit : million persons

Employed persons 38.76 million, increase by 1.1 million

Dec 19 : 37.66 million ▲ +2.92% YoY

Nov 20 : 38.27 million ▲ +1.28% MoM

Unemployed persons 0.59 million, (1.5% of unemployment rate)

Dec 19 : 0.367 million ▲ +60.76% YoY

Nov 20 : 0.784 million ▼ -24.74% MoM

Agriculture

13.48 million persons

Non-Agriculture

25.28 million persons

Top 6 industries (Unit : million persons)

1 Wholesale
6.40

3 Accommodation
2.97

5 Public Administration
1.52

2 Manufacturing
5.42

4 Construction
2.11

6 Transportation
1.40

Without working experiences
0.184 million persons

Having working experiences
0.406 million persons

Education

Higher level
0.083 million persons

Vocational degree
0.028 million persons

High School
0.026 million persons

Secondary School
0.027 million persons

Elementary
0.018 million persons

Less than elementary
0.002 million persons

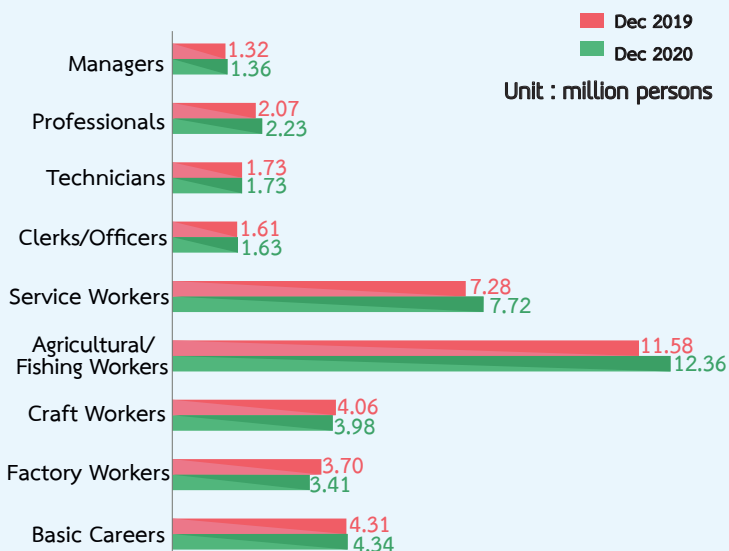


Agriculture
0.023 million persons

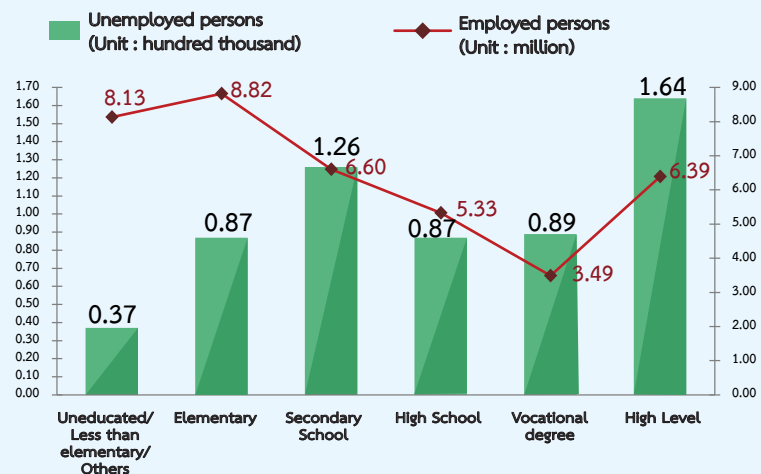
Manufacturing
0.130 million person

Trade and Service Sector
0.253 million persons

Employed persons by occupational group



Education



Source : National Statistical Office

Thai Labour Market Journal Feedback



SCAN

CLICK 

กระทรวงแรงงาน
MINISTRY OF LABOUR

Labour Market Information
Administration Division
Mitmatri Road
Din Daeng District
Bangkok 10400

 Labour Market Information Administration Division

 Thai Labour Market Information

 doe.go.th/lmia

