



- The social security insurance person (article 33) is 11,090,989 persons
- Unemployed insurance person is 345,908 persons.
- 80,139 Job Vacancies are available in Thailand.

CONTENTS

Editorial

1 Unemployment Situation

2 Labour Demand

3 Labour Emigration

4 Labour Immigration

5 Labour Force

Thai Labour Market situation as of March 2021 according to DOE statistic, there are 80,139 job vacancies. The statistic of insurance person (Article 33) is 11,090,989 persons and unemployed insurance person is 345,908 persons increased by 103.30%. The major cause of unemployment is resignation 59.63%

Please follow the further information at <https://doe.go.th/lmia> or Facebook at Thai Labour Market Information.

Editor

Director : Director of Labour Market Information
Administration Division

Writers : Analysis and Research Group

Translators : Labour Market Administrative Record Center

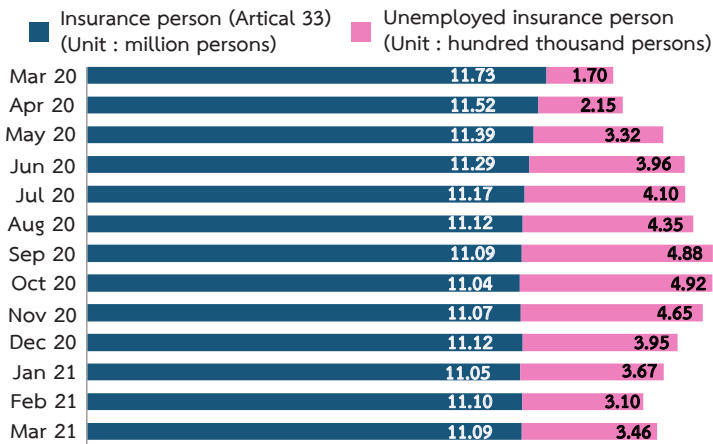


1 Unemployment Situation

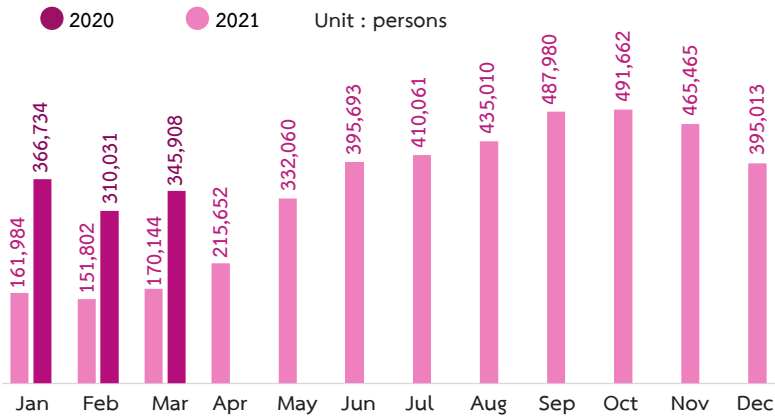


Social Security Office Statistic of March 2021 reports the number of insurance person (Article 33) is 11,090,989 persons and unemployed insurance person is 345,908 persons (3.12% of insurance person). Comparing to the same period last year, the unemployed insurance person increases by 103.30% (175,764 persons). There are three types of unemployment, the highest is resignation 59.63%, followed by lay off 37.72% and end of the employment contract 2.65%.

Insurance person (Article 33) and Unemployed insurance person

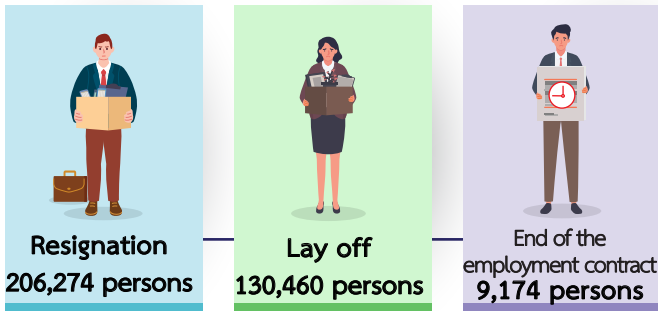


Unemployed insurance person



Unemployed insurance person (March 2021) by unemployment type

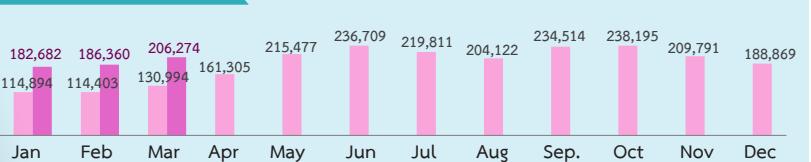
March 2021 (345,908 persons)



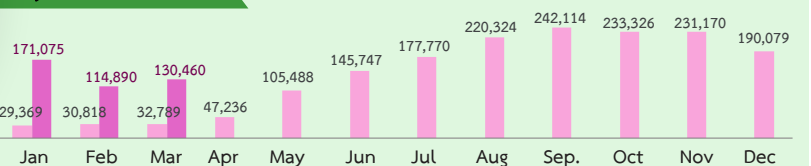
March 2020 : 170,144 persons +103.30% YoY

February 2021 : 310,031 persons +11.57% MoM

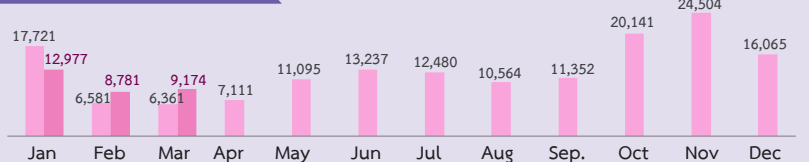
Resignation




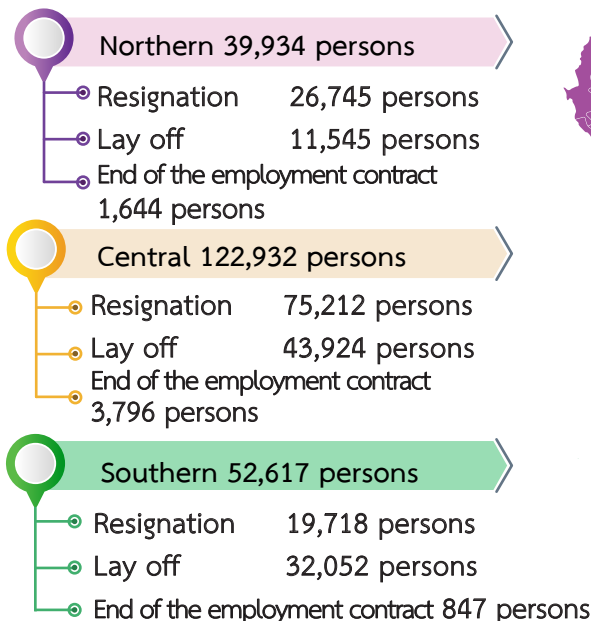
Lay off



End of employment contract



Unemployed insurance person by unemployment type and region



Source : Social Security Office Statistic



In March 2021, there are 80,139 Job vacancies from 1,465 companies. The highest demand is 29,038 persons (36.23%) in Vocational level followed by 25,386 persons (31.68%) in Secondary level and 14,531 persons (18.13%) in Post Graduate School and the lowest demand is 11,184 persons (13.96%) in Primary level.



Job vacancies*
80,139 persons

Mar 20 : 18,775 persons **+326.84% YoY**
Feb 21 : 39,163 persons **+104.63% MoM**



Job seekers
31,851 persons

Mar 20 : 25,734 persons **+23.77% YoY**
Feb 21 : 30,421 persons **+4.70% MoM**



Job placements
20,751 persons

Mar 20 : 23,396 persons **-11.31% YoY**
Feb 21 : 23,915 persons **-13.23% MoM**

Remark (*) : The number of job vacancies dramatically increase because of Bangkok job fair 2021 that is a special event so please use the data carefully.

Top 5 job vacancies among occupation groups

Managers 4,017 vacancies



1. General manager
2. Retail trade manager
3. Sale manager
4. Business services manager
5. Restaurant and factory manager

Clerks 7,230 vacancies



1. Administrative clerk
2. Warehouse staff
3. Cashier
4. Actuarial clerk
5. Telephonist operator

Craft workers 4,347 vacancies



1. Tailor
2. Welder
3. Repairer (automobile)
4. Concrete plasterer
5. Carpenter

Professionals 3,897 vacancies



1. Market officer
2. Customer service officer
3. Database analyst
4. Programmer
5. Safety engineer

Service officers 7,259 vacancies



1. Salesperson
2. Security guard
3. Waiter
4. Office maid
5. Petrol service station attendant

Factory workers 4,222 vacancies



1. Car driver
2. Sewing machine operator
3. Casting Machine operator die
4. Truck driver
5. Fork lift driver

Technicians 12,969 vacancies



1. Business service agent
2. Quality product textile inspector
3. Customer service
4. Electronic engineering technician
5. Bookkeepers

Agriculture 242 vacancies



1. Farmer (hog and pig)
2. Skilled farm worker (poultry)
3. Tapper (rubber tree)
4. Farmer (mixed - crop)
5. Farmer (sugar-cane)

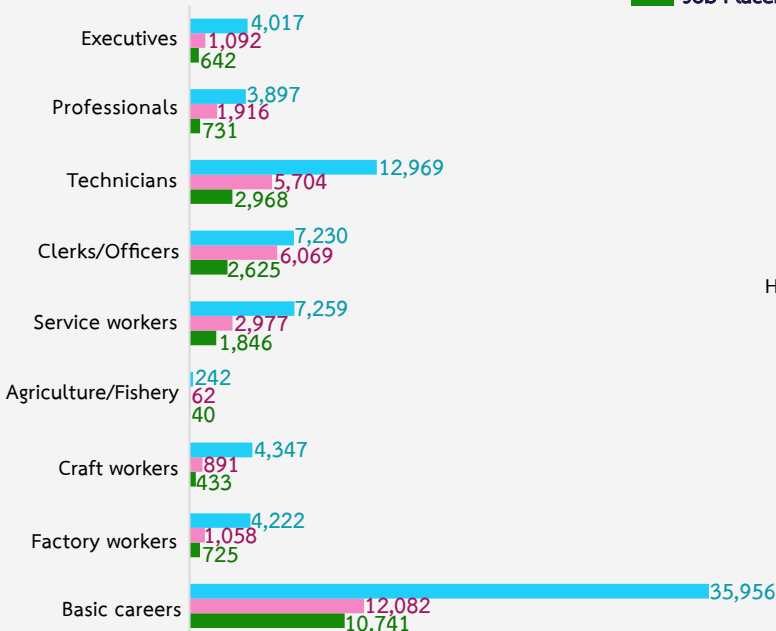
Basic careers 35,956 vacancies



1. Production workers
2. Delivery staff
3. Labourer (packing)
4. Labourer (construction)
5. Caretaker (building)

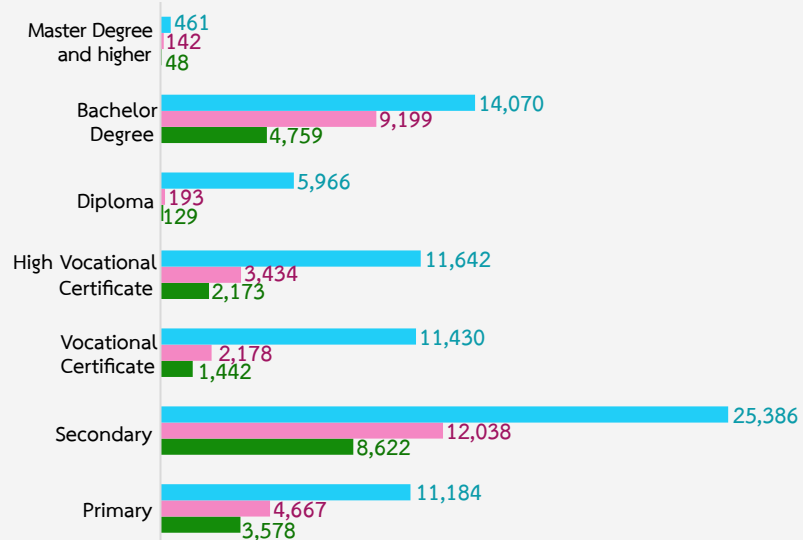
Job Vacancies, Job Seekers and Job Placements

Classification by job



■ Job Vacancies (persons)
■ Job Seekers (persons)
■ Job Placements (persons)

Classification by education

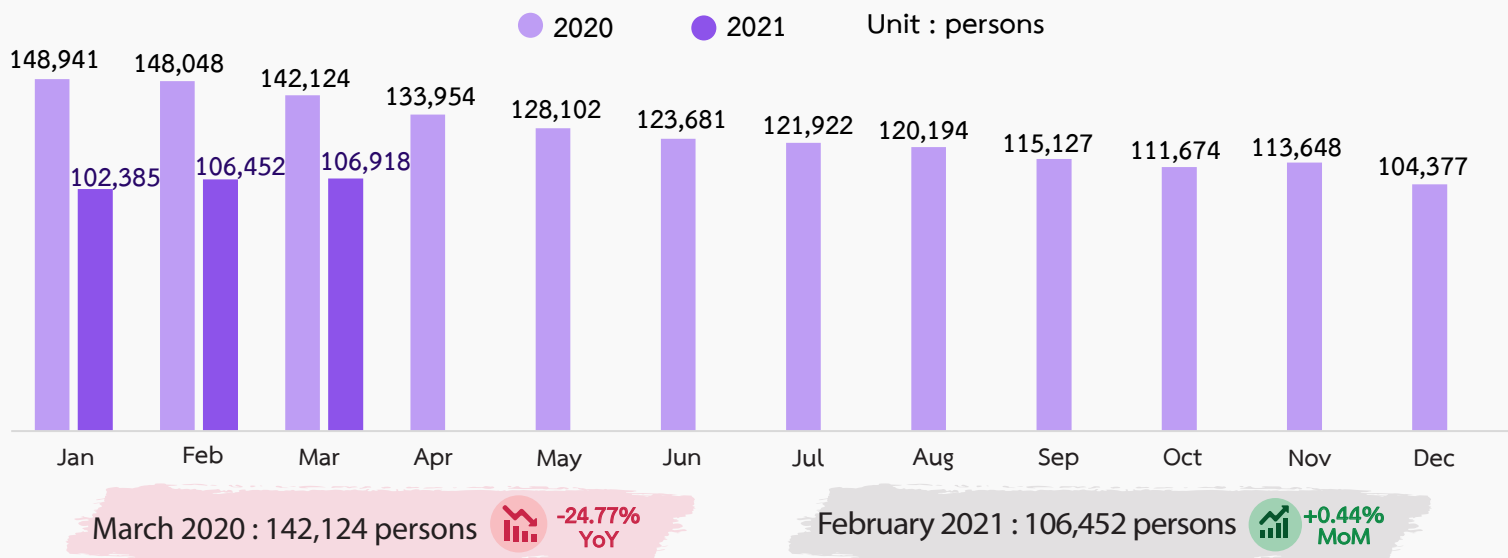


Source : DOE Smart Job Center


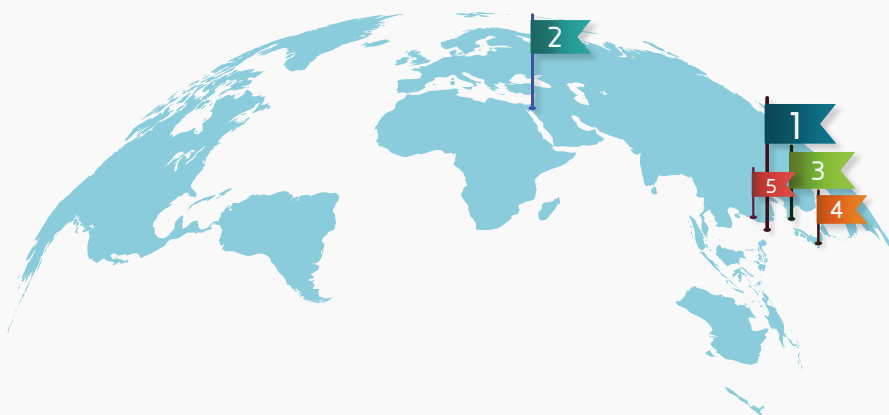


In March 2021, there are 106,918 Thai workers working overseas. The top 3 countries of destination are Taiwan, Israel and Republic of Korea. The most required jobs are Labourers, Production Labours and Agricultural workers.

Thai workers working overseas



Top 5 Countries of Destination



Top 5 Countries of Destination classified by continents

Asia

1. Taiwan
2. Republic of Korea
3. Japan
4. Hong Kong
5. Singapore

Europe

1. Hungary
2. Portugal
3. Denmark
4. Czech Republic
5. Ireland

Africa

1. Madagascar
2. South Sudan
3. South Africa
4. Nigeria
5. Seychelles

Middle East

1. Israel
2. UAE
3. Bahrain
4. Kuwait
5. Qatar

North & South America

1. Greenland
2. Canada
3. USA
4. Brazil & Colombia

Australia & Oceania

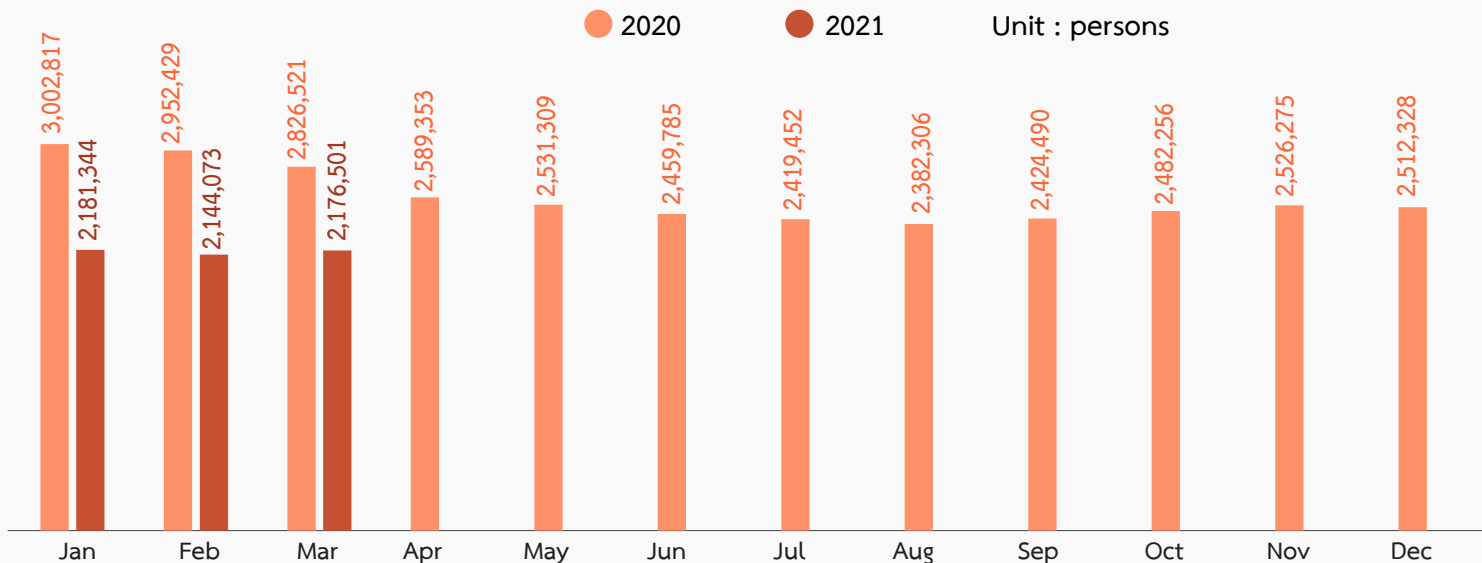
1. New Zealand
2. Papua New Guinea
3. Australia

Labour Immigration : Foreign Workers



As of March 2021, there are 2,176,501 foreign workers in Thailand. General worker is the biggest group with 1,959,268 workers or 90.02%. Skilled foreign workers contributed to 141,827 workers or 6.52% and Minorities/ Highlander/Lifetime work permits 75,406 workers or 3.46%

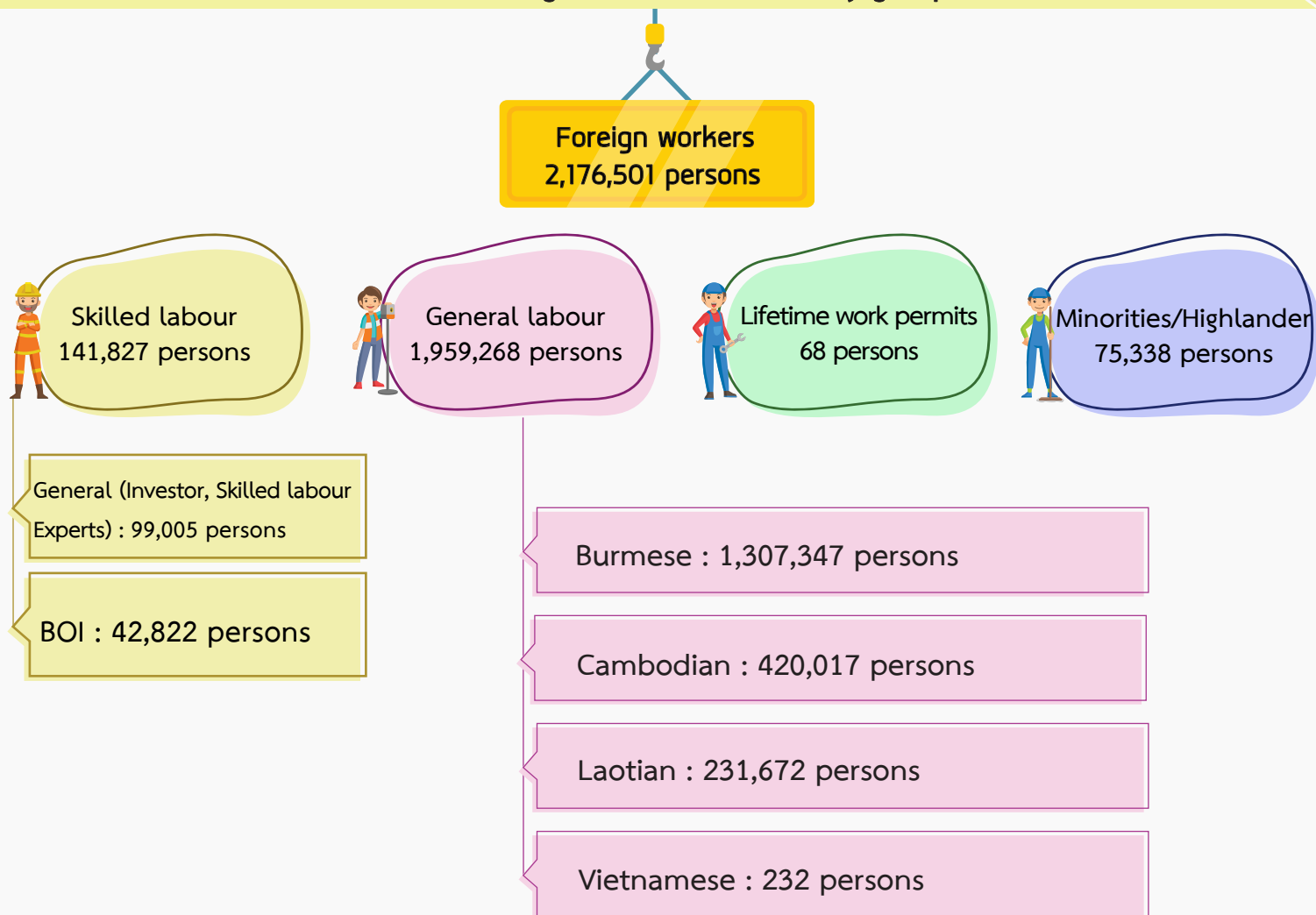
Current foreign workers (Jan 2020 - Mar 2021)



March 2020 : 2,826,521 persons -23.00% YoY

February 2021 : 2,144,073 persons +1.51% MoM

Current foreign workers classified by group



Source : Foreign Workers Administration Office



Statistic of the National Statistical Office as of December 2020 shows that the country's total population 56.96 million are aged 15 and over, of these 39.45 million are in labour force, 38.76 million are employed and 0.59 million are unemployed (unemployment rate of 1.5%) and 0.10 million are seasonally inactive labour force.

Number of Population by labour force (December 2020)

Employed and Unemployed persons by region

Aged 15 and over 56.96 million persons

Total Labour Force
39.45 million persons

Not in labour force
17.51 million persons

Current labour force
39.35 million

Seasonally inactive
0.10 million

Household work persons
4.74 million

Students
4.08 million

Others *
8.69 million

Employed persons
38.76 million

Unemployed persons
0.59 million

* (Children, Elderly, Disability etc.)

Northern

Employed : 6.36

Unemployed : 0.051

Central

Employed : 12.18

Unemployed : 0.199

Southern

Employed : 5.10

Unemployed : 0.143

Northeastern

Employed : 9.76

Unemployed : 0.097

Bangkok

Employed : 5.36

Unemployed : 0.1

Unit : million persons

Employed persons 38.76 million, increase by 1.1 million

Dec 19 : 37.66 million ▲ +2.92% YoY

Nov 20 : 38.27 million ▲ +1.28% MoM

Unemployed persons 0.59 million, (1.5% of unemployment rate)

Dec 19 : 0.367 million ▲ +60.76% YoY

Nov 20 : 0.784 million ▼ -24.74% MoM

Agriculture

13.48 million persons

Non-Agriculture

25.28 million persons

Top 6 industries (Unit : million persons)

1 Wholesale
6.40

3 Accommodation
2.97

5 Public Administration
1.52

2 Manufacturing
5.42

4 Construction
2.11

6 Transportation
1.40

Without working experiences
0.184 million persons

Having working experiences
0.406 million persons

Education

Higher level
0.083 million persons

Vocational degree
0.028 million persons

High School
0.026 million persons

Secondary School
0.027 million persons

Elementary
0.018 million persons

Less than elementary
0.002 million persons

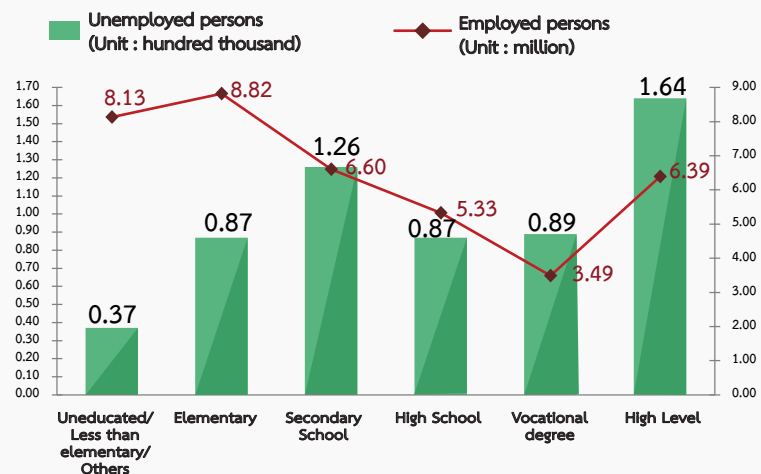
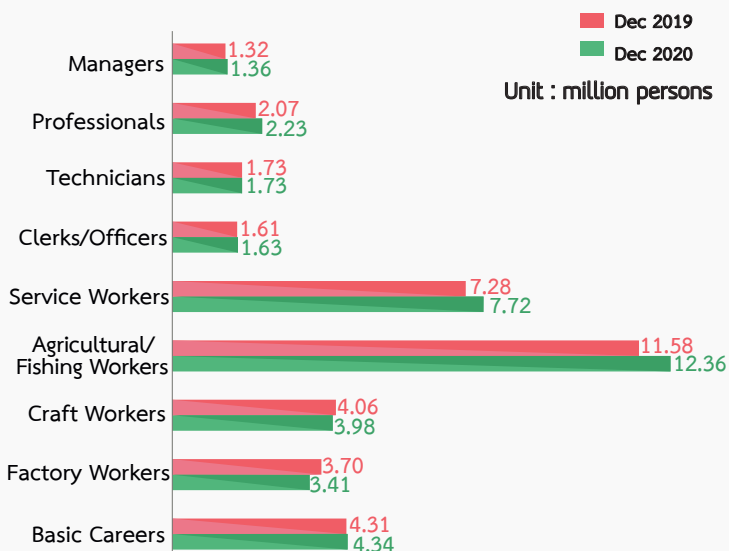
Agriculture
0.023 million persons

Manufacturing
0.130 million person

Trade and Service Sector
0.253 million persons

Employed persons by occupational group

Education



Source : National Statistical Office

Thai Labour Market Journal Feedback



SCAN

CLICK



กระทรวงแรงงาน
MINISTRY OF LABOUR

Labour Market Information
Administration Division
Mitmaitri Road
Din Daeng District
Bangkok 10400

 Labour Market Information Administration Division

 Thai Labour Market Information

 doe.go.th/lmia

