



# Thai Labour Market Journal



- The social security insurance person (article 33) is 11,051,702 persons
- Unemployed insurance person is 318,529 persons.
- 33,475 Job vacancies are available in Thailand.

## CONTENTS

## Editorial

### 1 Unemployment Situation

### 2 Labour Demand

### 3 Labour Emigration

### 4 Labour Immigration

Thai Labour Market situation as of April 2021 according to DOE statistic, there are 33,475 job vacancies. The statistic of insurance person (Article 33) is 11,051,702 persons and unemployed insurance person is 318,529 persons increased by 47.71%. The major cause of unemployment is resignation 64.63%

Please follow the further information at <https://doe.go.th/lmia> or Facebook at Thai Labour Market Information.

Editor

Director : Director of Labour Market Information  
Administration Division

Writers : Analysis and Research Group

Translators : Labour Market Administrative Record Center

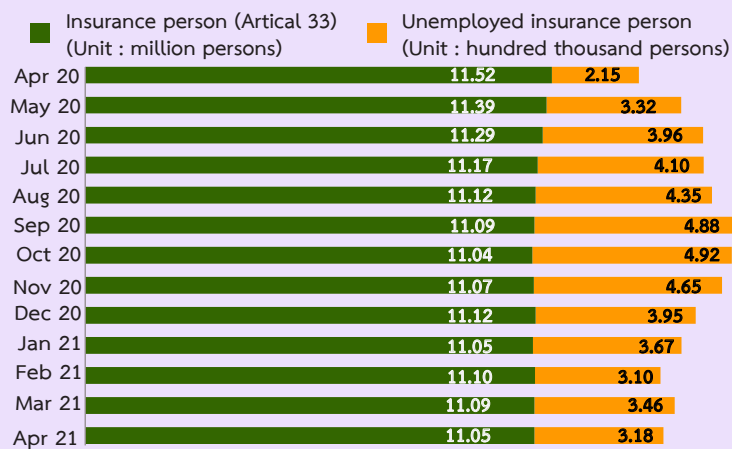


# 1. Unemployment Situation

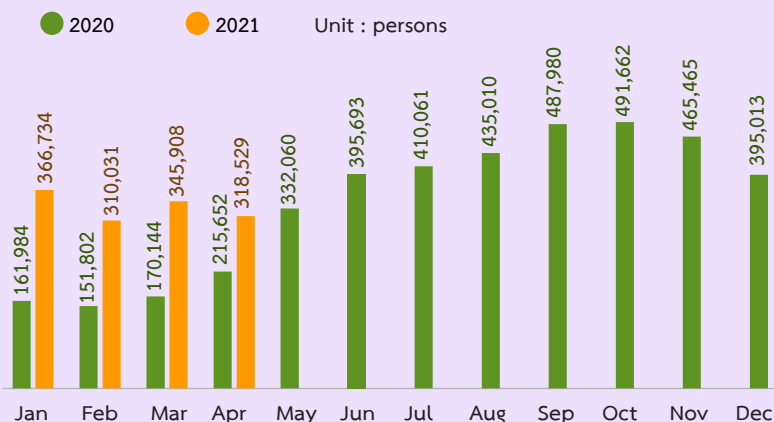


Social Security Office Statistic of April 2021 reports the number of insurance person (Article 33) is 11,051,702 persons and unemployed insurance person is 318,529 persons (2.88% of insurance person). Comparing to the same period last year, the unemployed insurance person increases by 47.71% (102,877 persons). There are three types of unemployment, the highest is resignation 64.63%, followed by lay off 32.28% and end of the employment contract 3.09%.

## Insurance person (Article 33) and Unemployed insurance person

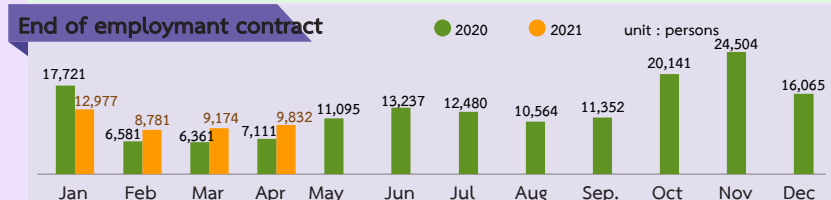
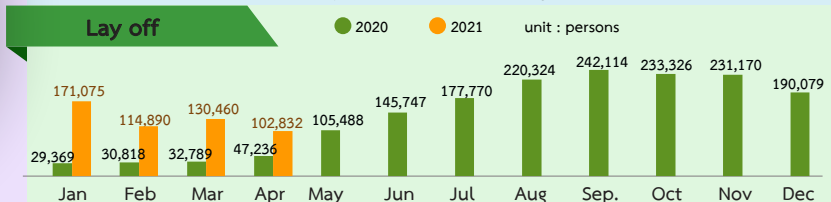
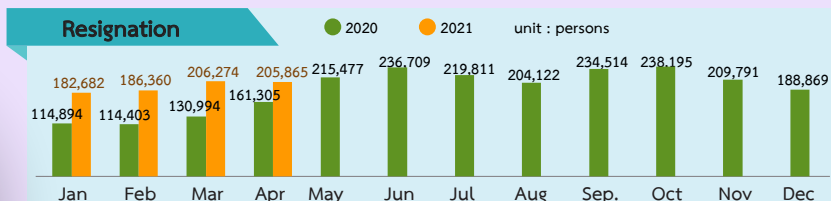
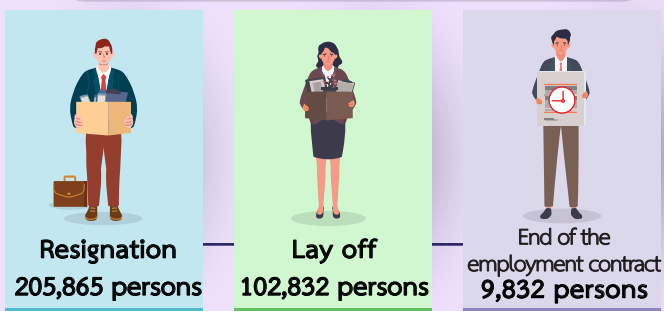


## Unemployed insurance person



## Unemployed insurance person (April 2021) by unemployment type

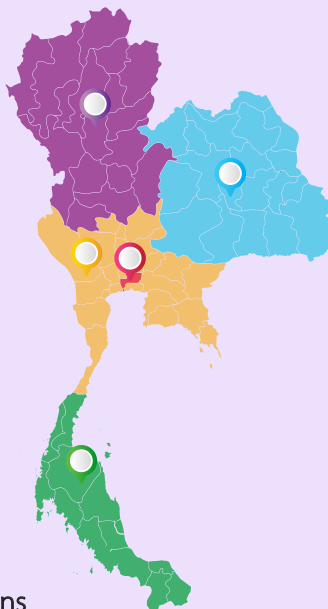
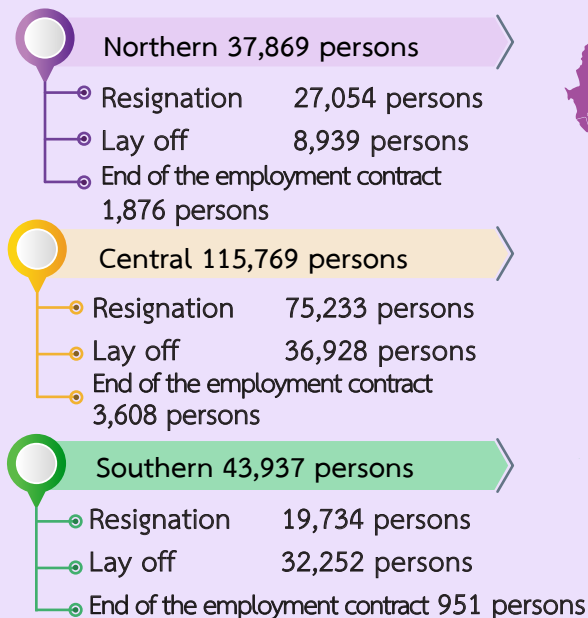
### April 2021 (318,529 persons)



April 2020 : 215,652 persons +47.71% YoY

March 2021 : 345,908 persons -7.92% MoM

## Unemployed insurance person by unemployment type and region



Source : Social Security Office Statistic

# 2. Labour Demand : Domestic Labour Demand (DOE)



In April 2021, there are 33,475 Job vacancies from 945 companies. The highest demand is 10,648 persons (31.81%) in Secondary level followed by 10,611 persons (31.70%) in Vocational level and 6,980 persons (20.85%) in Post Graduate School and the lowest demand is 5,236 persons (15.64%) in Primary level.



**Job vacancies**  
33,475 persons



**Job seekers**  
27,198 persons



**Job placements**  
16,992 persons

Apr 20 : 42,260 persons -20.79% YoY

Apr 20 : 24,462 persons +11.18% YoY

Apr 20 : 12,094 persons +40.53% YoY

Mar 21 : 80,139 persons\* -58.23% MoM

Mar 21 : 31,851 persons -14.61% MoM

Mar 21 : 20,751 persons -18.11% MoM

Remark (\*) : The number of job vacancies dramatically increase because of Bangkok job fair 2021 that is a special event so please use the data carefully.

## Top 5 job vacancies among occupation groups

### Managers 1,480 vacancies



1. Government Staff
2. Sales manager
3. Administration manager
4. Retail trade manager
5. Market manager

### Clerks 3,828 vacancies



1. Administrative clerk
2. Warehouse staff
3. Cashier
4. Telephonist operator
5. Transport officer

### Craft workers 1,985 vacancies



1. Welder
2. Tailor
3. Concrete moulding shutterer
4. Repairer (automobile)
5. Carpenter

### Professionals 1,404 vacancies



1. Market officer
2. Counsellor
3. Customer service officer
4. Public relation
5. Programmer

### Service officers 4,525 vacancies



1. Salesperson
2. Warden
3. Security guard
4. Petrol service station attendant
5. Waiter / Waitress

### Factory workers 1,622 vacancies



1. Car driver
2. Sewing machine operator
3. Truck driver
4. Van driver
5. Fork lift driver

### Technicians 6,609 vacancies



1. Business service agent
2. Customer service
3. Bookkeepers
4. Quality product inspector (textile)
5. Electrical engineering technician

### Agriculture 182 vacancies



1. Farmer (hog and pig)
2. Gardener (park)
3. Skilled farm worker (livestock)
4. Skilled farm worker (tree crops)
5. Nurseryman

### Basic careers 11,840 vacancies



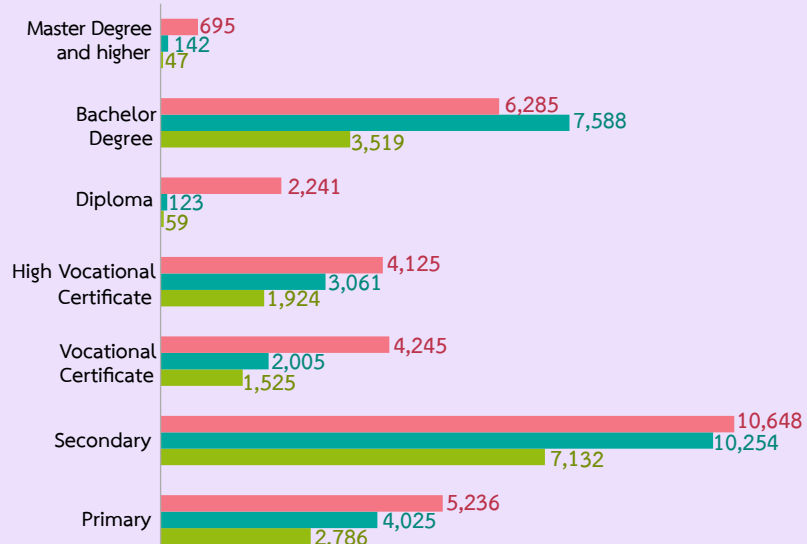
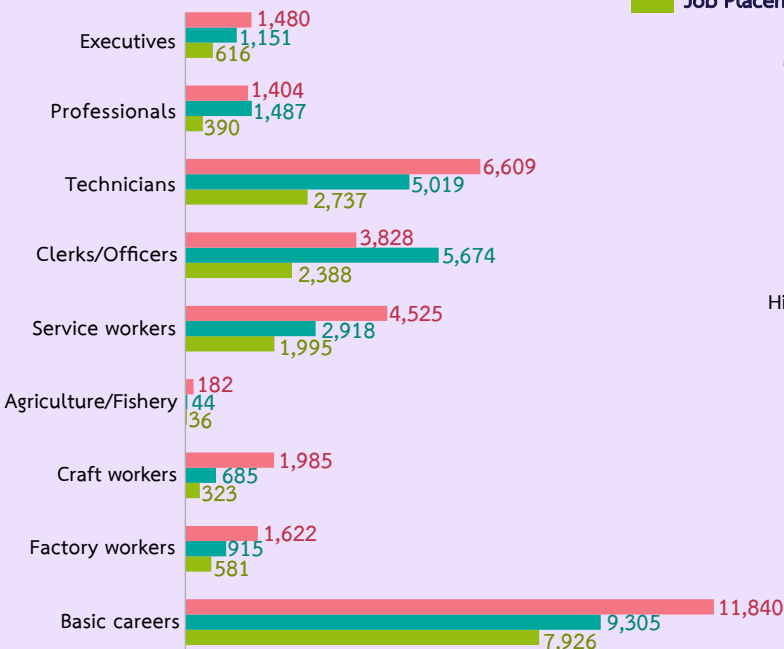
1. Production workers
2. Delivery staff
3. Construction labourer
4. Direct sales
5. Caretaker (building)

## Job Vacancies, Job Seekers and Job Placements

### Classification by job

Job Vacancies (persons)  
 Job Seekers (persons)  
 Job Placements (persons)

### Classification by education



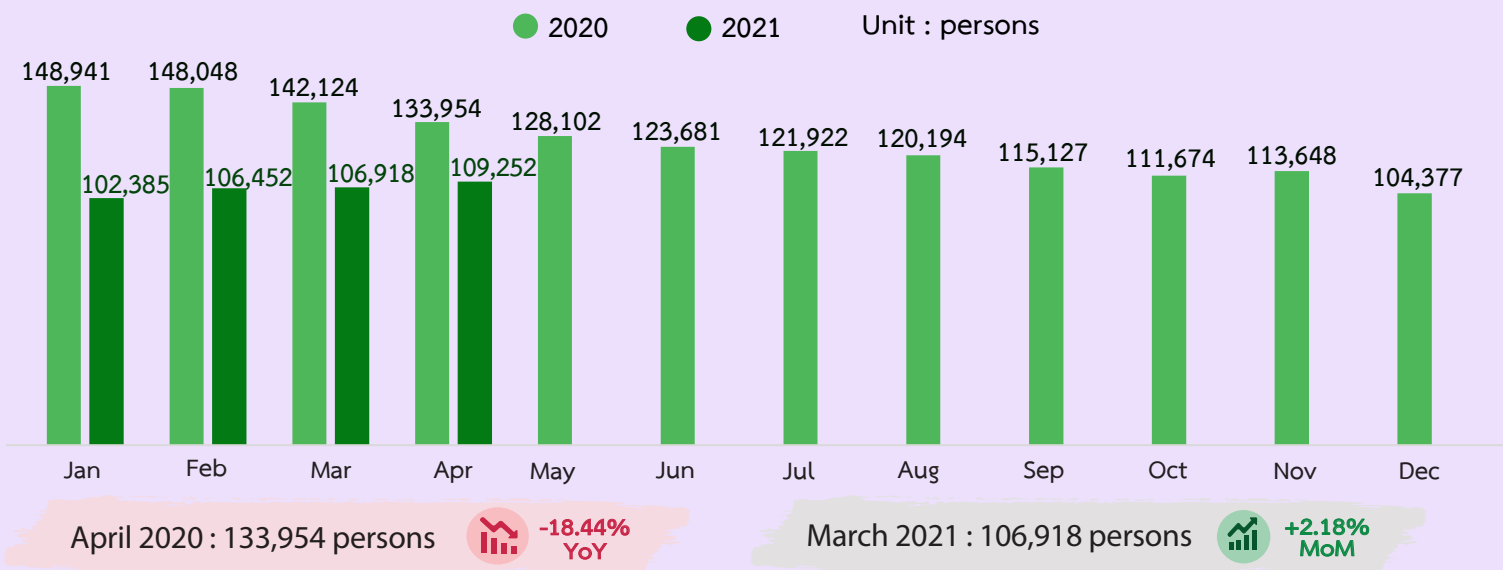
Source : DOE Smart Job Center

# 3. Labour Emigration : Thai workers working oversea

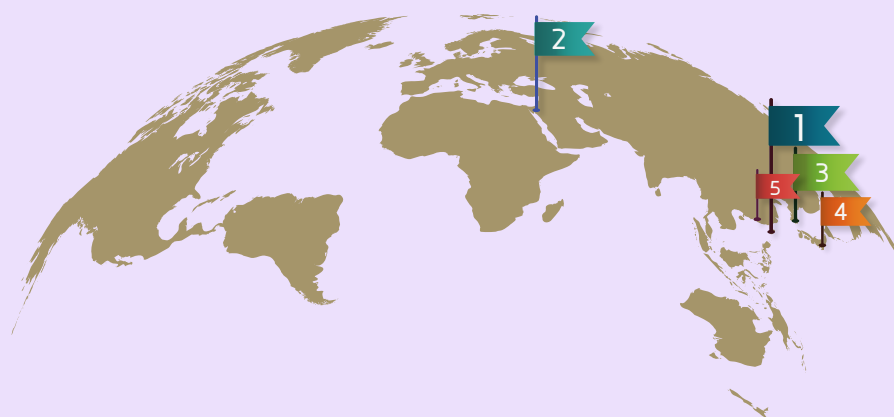


In April 2021, there are 109,252 Thai workers working oversea. The top 3 countries of destination are Taiwan, Israel and Republic of Korea. The most required jobs are Labourers, Production Labours and Agricultural workers.

## Thai workers working oversea



## Top 5 Countries of Destination



1. Taiwan 56,718
2. Israel 18,728
3. Republic of Korea 16,285
4. Japan 4,723
5. Hong Kong 1,225

Unit : persons

## Top 5 Countries of Destination classified by continents

### Asia

1. Taiwan
2. Republic of Korea
3. Japan
4. Hong Kong
5. Singapore

### Europe

1. Hungary
2. Protugal
3. Denmark
4. Czech Republic
5. Ireland

### Africa

1. Madagascar
2. South Sudan
3. South Africa
4. Nigeria
5. Seychelles

### Middle East

1. Israel
2. UAE
3. Bahrain
4. Kuwait
5. Qatar

### North & South America

1. Canada
2. USA
3. Greenland
4. Mexico
5. Columbia

### Australia & Ocenia

1. New Zealand
2. Papua New Guinea
3. Australia

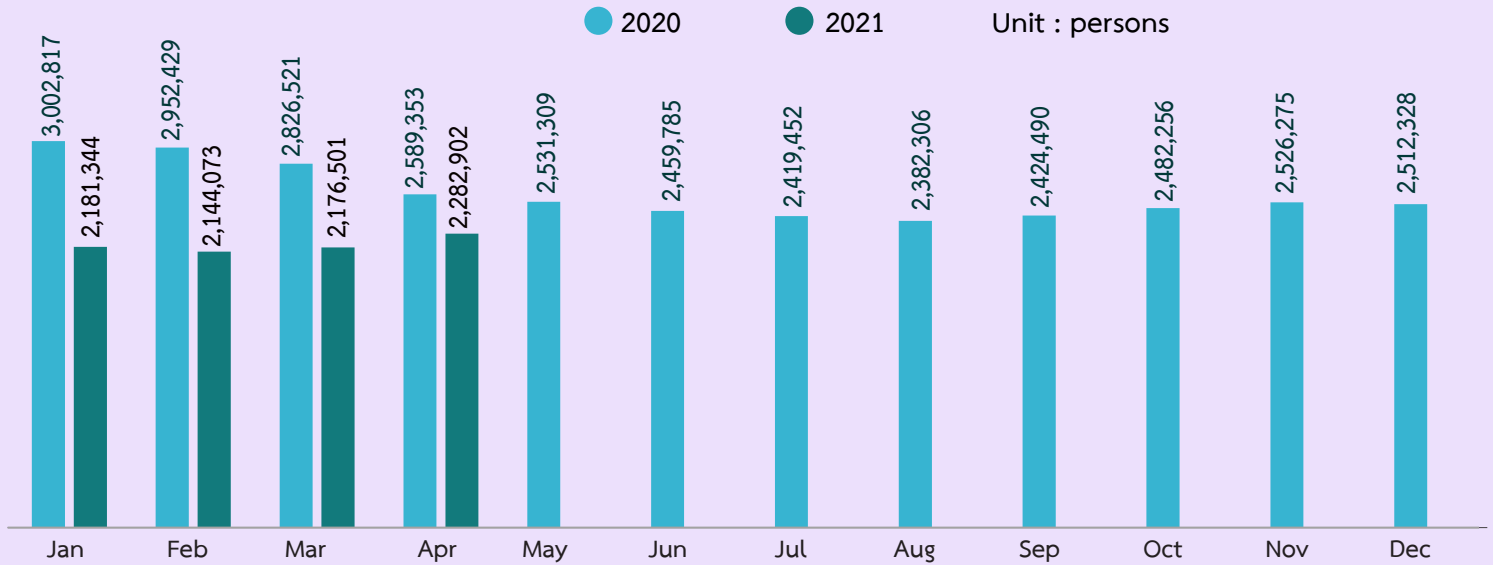
Source : Overseas Employment Administration Division

# 4. Labour Immigration : Foreign Workers



As of April 2021, there are 2,282,902 foreign workers in Thailand. General worker is the biggest group with 2,065,742 workers or 90.49%. Skilled foreign workers contributed to 140,658 workers or 6.16% and Minorities/ Highlander/Lifetime work permits 76,502 workers or 3.35%

## Current foreign workers (Jan 2020 - Apr 2021)



Apr 2020 : 2,589,353 persons -11.84% YoY

Mar 2021 : 2,176,501 persons +4.89% MoM

## Current foreign workers classified by group

Foreign workers  
2,282,902 persons

Skilled labour  
140,658 persons

General labour  
2,065,742 persons

Lifetime work permits  
68 persons

Minorities/  
Highlander  
76,434 persons

General (Investor, Skilled labour Experts) : 97,785 persons

BOI : 42,873 persons

Burmese : 1,402,139 persons

Cambodian : 445,446 persons

Laotian : 217,927 persons

Vietnamese : 230 persons

Source : Foreign Workers Administration Office

# Thai Labour Market Journal Feedback



SCAN

CLICK



กระทรวงแรงงาน  
MINISTRY OF LABOUR

Labour Market Information  
Administration Division  
Mitmaitri Road  
Din Daeng District  
Bangkok 10400



Labour Market Information Administration Division



Thai Labour Market Information



[doe.go.th/lmia](http://doe.go.th/lmia)



กระทรวงแรงงาน  
Ministry of Labour

