


Thai Labour Market Journal



- The social security insurance person (article 33) is 11,097,986 persons
- Unemployed insurance person is 307,883 persons.
- 40,460 Job vacancies are available in Thailand.

CONTENTS

1 Unemployment Situation

2 Labour Demand

3 Labour Emigration

4 Labour Immigration

Editorial

Thai Labour Market situation as of June 2021 according to DOE statistic, there are 40,460 job vacancies. The statistic of insurance person (Article 33) is 11,097,986 persons and unemployed insurance person is 307,883 persons decreased by 22.19%. The major cause of unemployment is resignation 67.00%

Please follow the further information at <https://doe.go.th/lmia> or Facebook at Thai Labour Market Information.

Editor

Director : Director of Labour Market Information
Administration Division


Writers : Analysis and Research Group

Translators : Labour Market Administrative Record Center

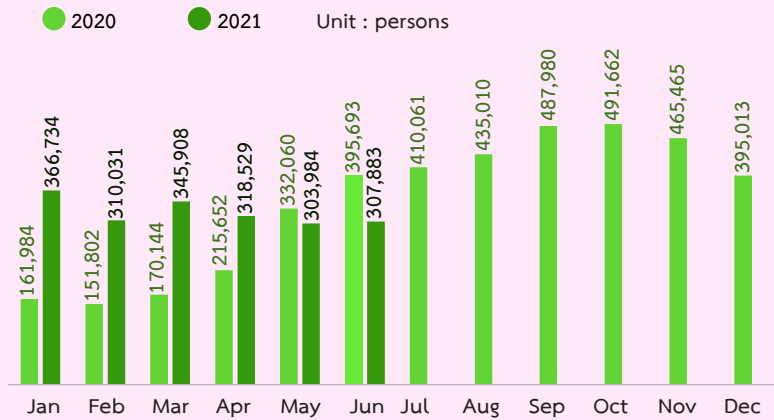
1. Unemployment Situation

Social Security Office Statistic of June 2021 reports the number of insurance person (Article 33) is 11,097,986 persons and unemployed insurance person is 307,883 persons (2.77% of insurance person). Comparing to the same period last year, the unemployed insurance person decreases by 22.19% (87,810 persons). There are three types of unemployment, the highest is resignation 67.00%, followed by lay off 29.47% and end of the employment contract 3.53%.

Insurance person (Article 33) and Unemployed insurance person



Unemployed insurance person



Unemployed insurance person (June 2021) by unemployment type

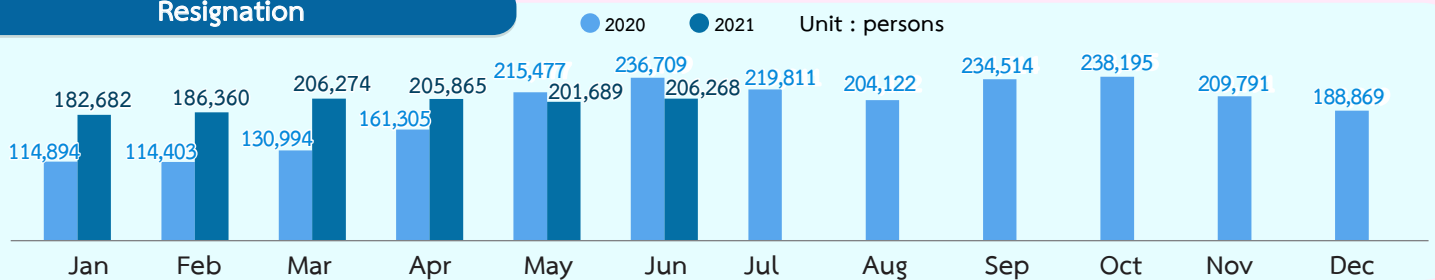
June 2021 (307,883 persons)

June 2020 : 395,693 persons -22.19% YoY

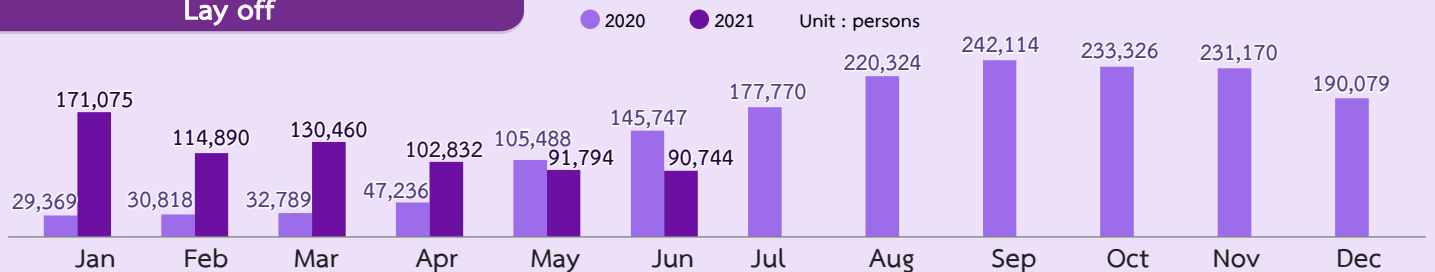
May 2021 : 303,984 persons +1.28% MoM



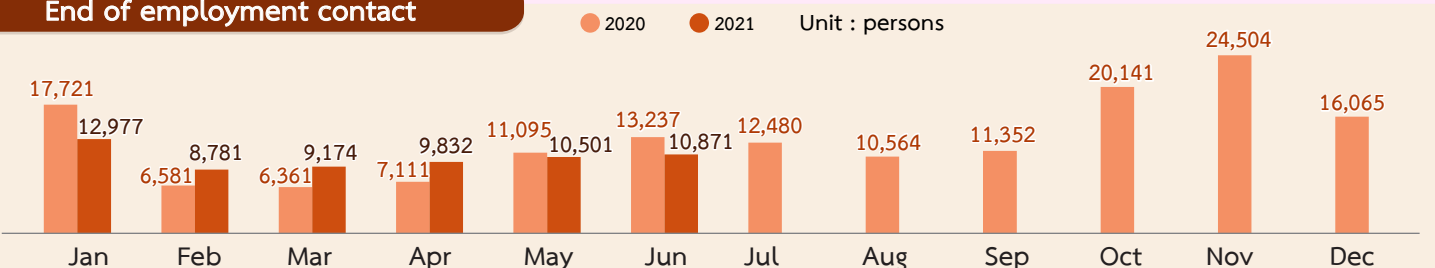
Resignation



Lay off



End of employment contact



Source : Social Security Office Statistic

2. Labour Demand : Domestic Labour Demand (DOE)



In June 2021, there are 40,460 Job vacancies from 1,066 companies. The highest demand is 14,450 persons (35.72%) in Vocational level followed by 12,342 persons (30.50%) in Secondary level and 7,303 persons (18.05%) in Post graduate level and the lowest demand is 6,365 persons (15.73%) in Primary level.

Job vacancies
40,460 vacancies



Job seekers
37,455 persons



Job placements
25,677 persons



Jun 20 : 37,558 vacancies +7.73% YoY

May 21 : 44,475 vacancies -9.03% MoM

Jun 20 : 36,420 persons +2.84% YoY

May 21 : 34,429 persons +8.79% MoM

Jun 20 : 25,174 persons +2.00% YoY

May 21 : 21,650 persons +18.60% MoM

Top 5 job vacancies among occupation groups

Managers 1,537 vacancies



1. Sales manager
2. Senior official of employer, worker and other economic interest organization
3. Production manager
4. Retail trade manager
5. Business services manager

Clerks 4,726 vacancies



1. Clerk (filing)
2. Administrative
3. Cashier
4. Clerk (stock record /stock control)
5. Warehouse staff

Craft workers 2,610 vacancies



1. Welder
2. Tailor
3. Mechanic (automobile)
4. Electrician
5. Mechanic (general machinery)

Professionals 2,081 vacancies



1. Market officer
2. Public relation creator
3. Customer service officer
4. Civil Engineer
5. General mechanical engineer

Service officers 2,923 vacancies



1. Salesperson
2. Waiter / Waitress
3. Security guard
4. Office maid
5. Service staff

Factory workers 2,540 vacancies



1. Sewing machine operator
2. Car driver
3. Truck driver
4. Railway engine driver
5. Fork lift driver

Technicians 6,061 vacancies



1. Business service agent
2. Customer service
3. Bookkeepers
4. Electronics engineering technician
5. Electrical engineering technician

Agriculture 92 vacancies



1. Gardener (landscape / park)
2. Farmer (field crops/vegetable crops)
3. Skilled farm worker (tree crops)
4. Gardener (general)
5. Farmer (poultry)

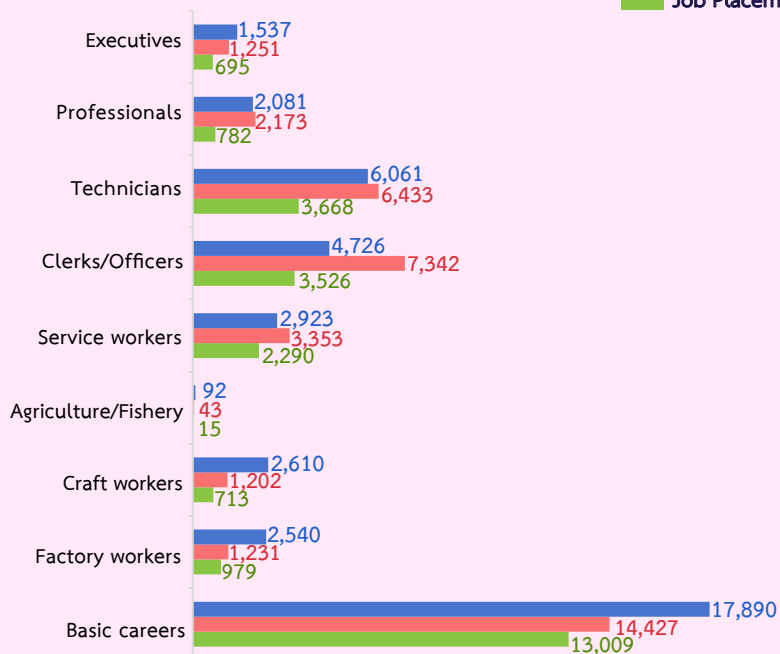
Basic careers 17,890 vacancies



1. Production Labourer
2. Assembling process Labourer
3. Delivery staff
4. Packing Labourer
5. Construction Labourer

Job Vacancies, Job Seekers and Job Placements

Classification by job

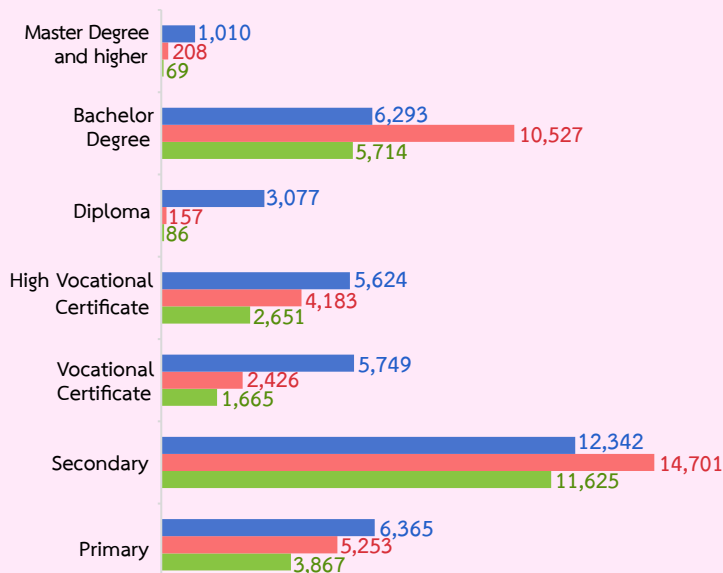


Job Vacancies (persons)

Job Seekers (persons)

Job Placements (persons)

Classification by education



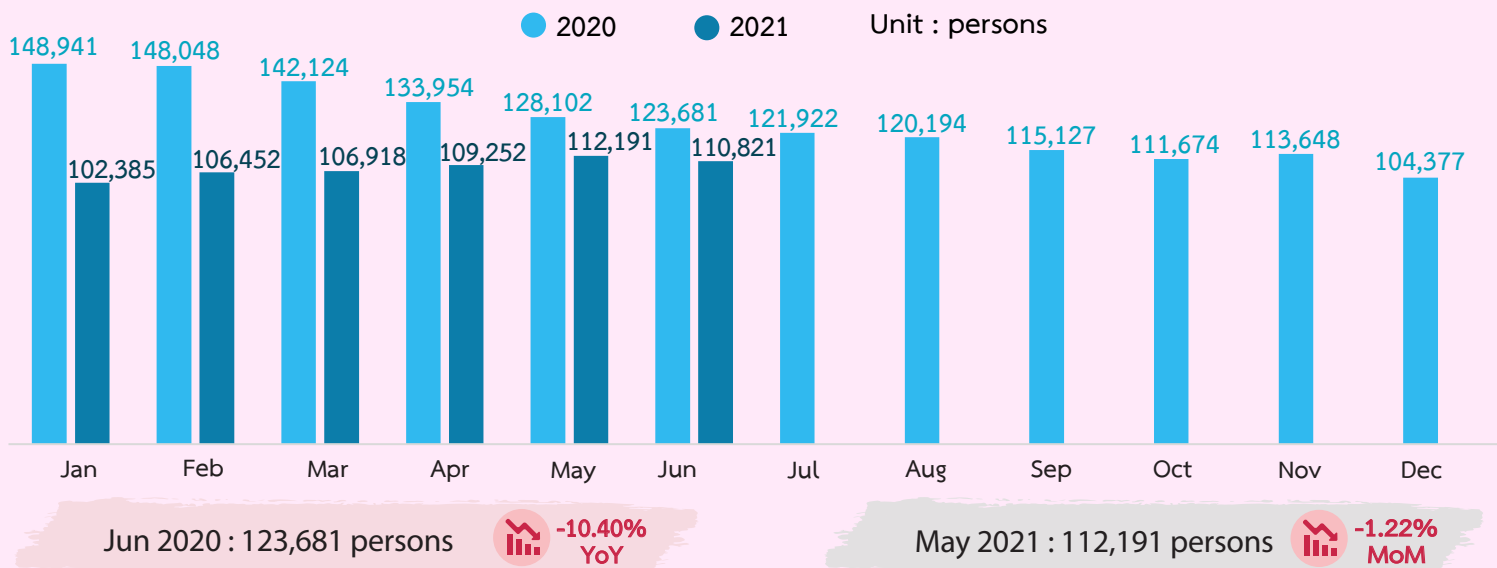
Source : DOE Smart Job Center

3. Labour Emigration : Thai workers working overseas

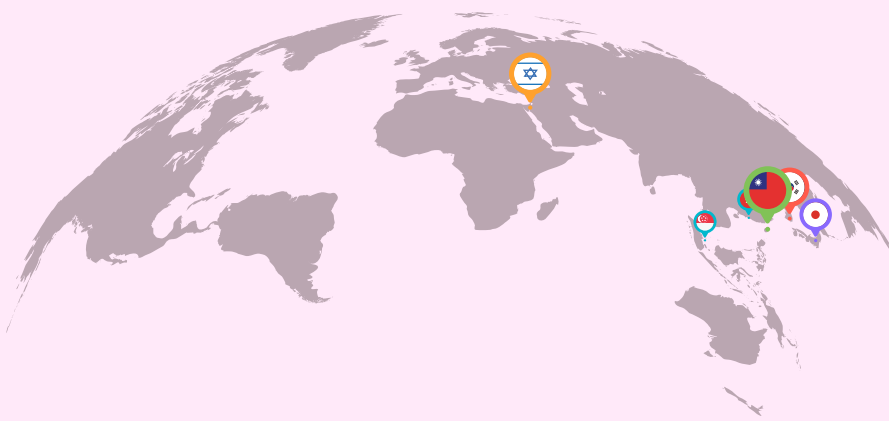


In June 2021, there are 110,821 Thai workers working overseas. The top 3 countries of destination are Taiwan, Israel and Republic of Korea. The most required jobs are Labourers, Production Labours and Agricultural workers.

Thai workers working overseas



Top 5 Countries of Destination



- 1 Taiwan 55,882
- 2 Israel 19,679
- 3 Republic of Korea 16,013
- 4 Japan 4,729
- 5 Singapore & Hong Kong 1,207

Unit : persons

Top 5 Countries of Destination classified by continents

Asia

1. Taiwan
2. Republic of Korea
3. Japan
4. Singapore & Hong Kong
5. Malaysia

Europe

1. Portugal
2. Hungary
3. Sweden
4. Denmark
5. Czech Republic

Africa

1. South Sudan
2. Madagascar
3. South Africa
4. Nigeria
5. Egypt

Middle East

1. Israel
2. UAE
3. Bahrain
4. Qatar & Kuwait
5. Oman

North & South America

1. Canada
2. USA
3. Greenland
4. Mexico
5. Columbia

Australia & Ocenia

1. New Zealand
2. Papua New Guinea
3. Australia

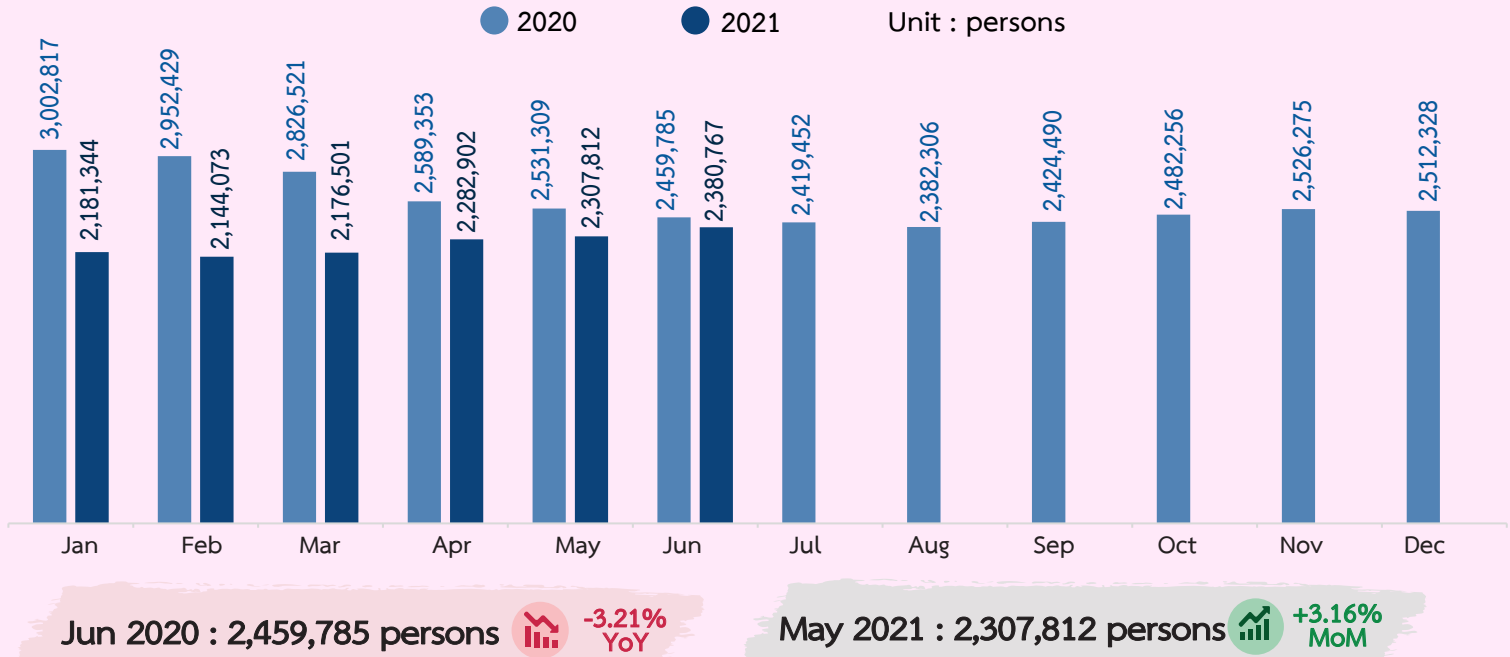
Source : Overseas Employment Administration Division

4. Labour Immigration : Foreign Workers

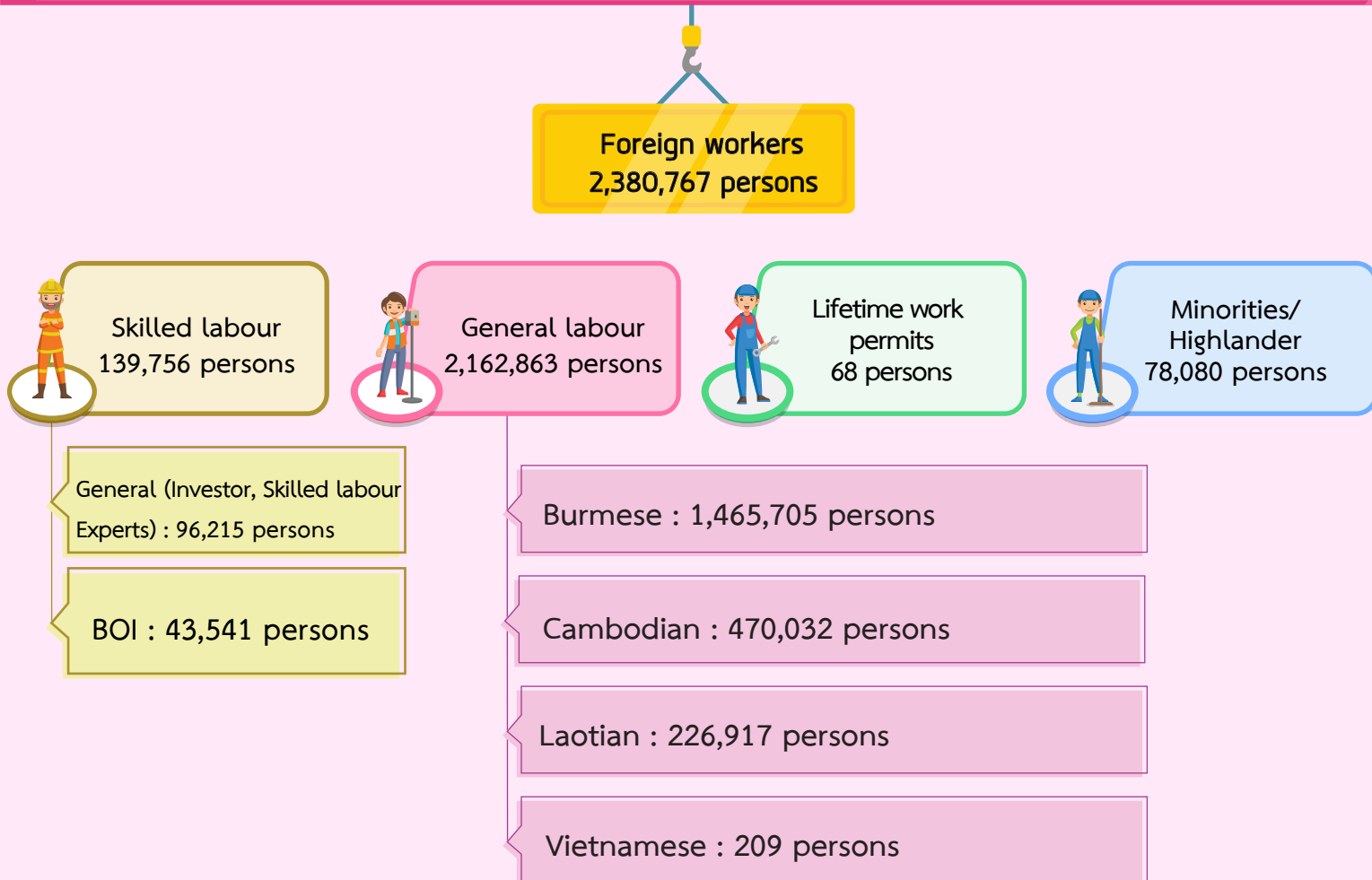


As of June 2021, there are 2,380,767 foreign workers in Thailand. General worker is the biggest group with 2,162,863 workers or 90.85%. Skilled foreign workers contributed to 139,756 workers or 5.87% and Minorities/ Highlander/Lifetime work permits 78,148 workers or 3.28%

Current foreign workers (Jan 2020 - Jun 2021)



Current foreign workers classified by group



Source : Foreign Workers Administration Office

Thai Labour Market Journal Feedback



SCAN

CLICK



กระทรวงแรงงาน
MINISTRY OF LABOUR

Labour Market Information
Administration Division
Mitmaitri Road
Din Daeng District
Bangkok 10400



Labour Market Information Administration Division



Thai Labour Market Information



doe.go.th/lmia

