





# Thai Labour Market Journal



-  The insured persons who registered unemployment via DOE were 93,255 persons.
-  In February 2022, the labour demand was 70,002 positions.
-  Thai workers working overseas has increased by 98.77%.

## CONTENTS

## Editorial

1 Registration of Unemployment Insurers

2 Labour Demand

3 Labour Emigration

4 Labour Immigration

The Thai Labour Market Situation in February 2022, there were 93,255 the insured persons who registered unemployment via DOE. The majority cause of unemployment was resignation (88.99%). Furthermore, employers/companies reported their labour requirement about 70,002 job vacancies and reported through DOE about 43,642 job vacancies. Thai workers working overseas has increased by 98.77% and foreign workers working in Thailand has increased by 10.37%.

Please follow the further information at  
Website : <https://doe.go.th/lmia>  
Facebook : Thai Labour Market Information

# 1. Registration of unemployment insurers



In February 2022, there were 93,255 the registered insured persons in the case of unemployment via DOE. It has increased from the previous month by 5,136 people (5.83%). It was made up of 41,676 males (44.69%) and 51,579 females (55.31%), with the majority (44.69%) coming from resignation. The causes of resignation were: changing jobs, being self-employed, respite, and sickness.

## The number of registered insured persons in case of unemployment

February, 2022 (93,255 persons)

88.99%



**Resignation**  
82,991 persons



**Female**  
46,587 persons  
(56.14%)



**Male**  
33,404 persons  
(43.86%)

### Causes of resignation

1.	Changing Jobs	41,438 persons
2.	Being Self-employed	25,701 persons
3.	Respite	10,726 persons
4.	Sickness	5,126 persons

11.01%



**Laid off**  
10,264 persons



**Male**  
5,272 persons  
(51.36%)



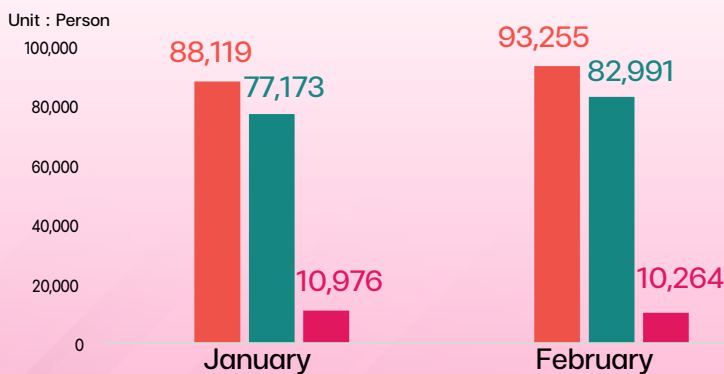
**Female**  
4,992 persons  
(48.64%)

### Causes of laid off

1.	Staff Reduction	5,064 persons
2.	Termination of Contract	3,169 persons
3.	Going out of Business	2,031 persons

## The number of insured persons in case of unemployment Monthly, 2022

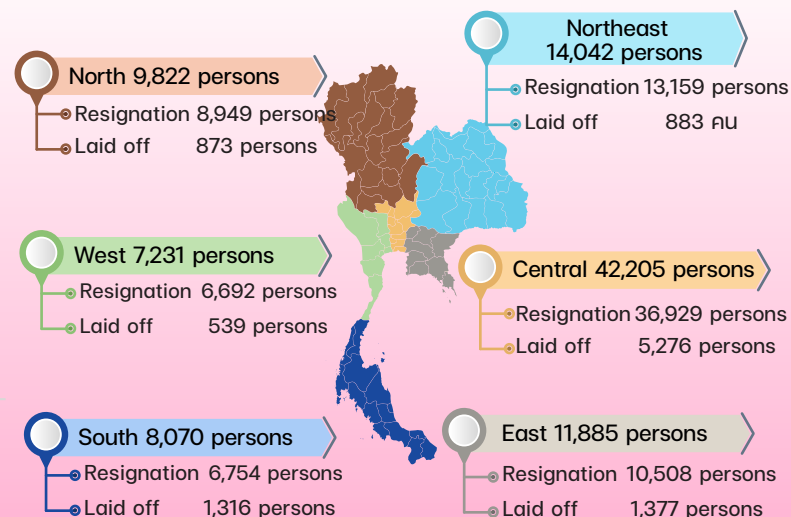
■ Total ■ Resignation ■ Laid off



**February**  
( 5,136 persons )

▲ +5.83%  
MoM

## The number of insured persons in case of unemployment classified by regions



Source : DOE Data Center, Department of Employment, Ministry of Labour

# 2. Labour Demand : Domestic Labour Demand (DOE)



In February 2022, the labour requirements reported through Department of Employment, five private recruitment agencies, and labour requirements for government authorities reported by the Office of the Civil Service Commission found that there were 70,002 of labour demand. It consisted of employers/companies reporting their requirements through DOE; 43,642 job vacancies, private recruitment agencies; 25,339 job vacancies, and government authorities; 1,021 job vacancies. When compared with the last month, labour demand has decreased by 3,193 job vacancies or 4.36%.

## Labour Demand via DOE

**Job Vacancies**  
43,642 Vacancies

FEB 21 : 39,163 vacancies	▲ +11.44% YoY
JAN 22 : 33,805 vacancies	▲ +29.10% MoM


**Job Seekers**  
29,857 persons

FEB 21 : 23,915 vacancies	▲ +24.85% YoY
JAN 22 : 20,023 vacancies	▲ +49.11% MoM

**Job Placements**  
23,768 persons

FEB 21 : 23,915 persons	▼ -0.61% YoY
JAN 22 : 14,981 persons	▲ +58.65% MoM

- ### Top 5 of Job Vacancies
1. Production workers
  2. Assembly workers
  3. Business sales representatives
  4. Tailors , ready - to - wear
  5. Customer service




- ### Economic Activities
- Service and Trade sector (49.40%)**
    1. Retail trade, except of moter vehicles
    2. Wholesale trade, except of moter vehicles
    3. Wholesale and retail trade and repair of moter vehicles and motorcycles
  - Industrial sector (49.05%)**
    1. Production of food production
    2. Manufacture of computer and electronic
    3. Construction of building
  - Agricultural sector (1.55%)**
    1. Crop and animal production
    2. Forestry and logging
    3. Fishing and aquaculture

## Labour Demand via Private Recuitment Agencies

**Recruitment Agencies**  
25,339 vacancies

JANUARY	13,517 vacancies
	▼ -34.79% MoM

- ### Top 5 of Job Vacancies
1. Financial managers
  2. Sales managers
  3. Data entry clerks
  4. Security guards
  5. Human resource managers




- ### Economic Activities
- Service and Trade sector (73.08%)**
    1. Wholesale trade
    2. Retail trade
    3. Employment activities
  - Industrial sector (26.87%)**
    1. Construction of building
    2. Specialized construction activities
    3. Production of food production
  - Agricultural sector (0.05%)**
    1. Crop and animal production
    2. Forestry and logging

## Labour Demand in Government Authorities

**Government Authorities**  
1,021 Vacancies

JANUARY	487 vacancies
	▲ +91.20% MoM


- ### Top 5 of Job Vacancies
1. Land technical officers
  2. Agricultural Extensionist
  3. Electrical engineers
  4. Registered nurses
  5. Assistant Teachers



Source : DOE Data Center

Remark : <sup>1</sup> five private recruitment agencies are Adecco, JobBKK, Joptopgun, Manpower Group, and Kelly.

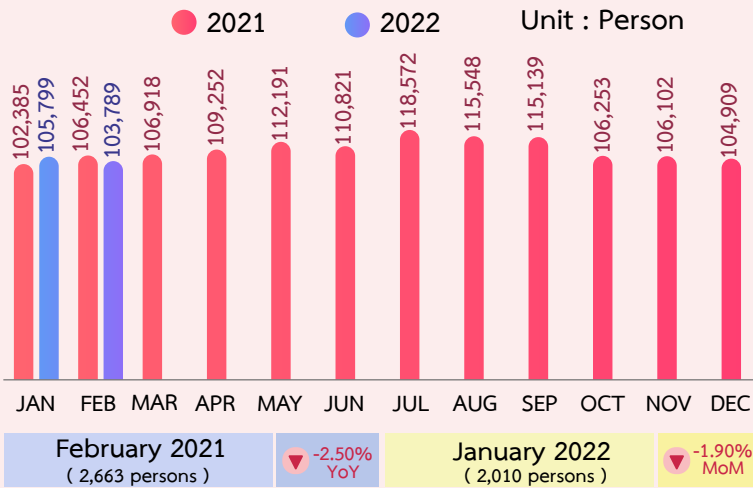
# 3. Labour Emigration : Thai workers working overseas



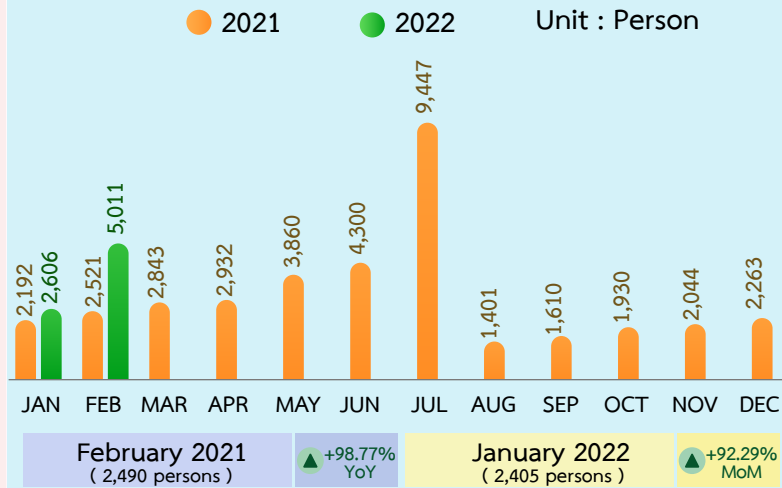
In February 2022, there were 103,789 Thai workers working overseas. The top 3 countries of destination are Taiwan, Israel, and Republic of Korea. The most required job is basic careers; agricultural workers, general labourers, and metal products produced labourers.

There were 5,011 job seekers who are permitted to go overseas for employment. It was classified as a channels of overseas employment (4,354 persons) and RE-ENTRY (657 persons). Most Thai workers contact through the arrangement of agencies; 2,621 persons (52.30%) and most job is stationary-plant and related operators; 2,180 persons (43.50%).

## Thai workers working overseas



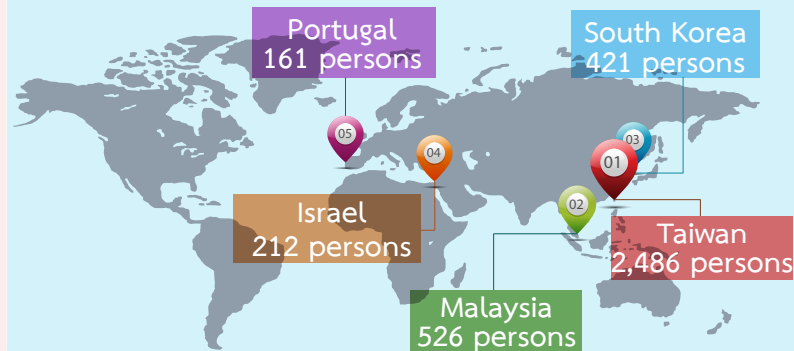
## Permission to work overseas



## Top 5 Countries of Destination

	1. Taiwan	47,852 persons
	2. Israel	20,074 persons
	3. Republic of Korea	13,876 persons
	4. Japan	3,965 persons
	5. Malaysia	2,137 persons

## Top 5 countries where Thai workers are permitted to work



## Classified by Continents

### Asia

1. Taiwan
2. Republic of Korea
3. Japan
4. Malaysia
5. Singapore

### Middle East

1. Israel
2. UAE
3. Qatar
4. Bahrain
5. Kuwait

### Europe

1. Portugal
2. Hungary
3. Russia
4. Finland
5. Czech Republic

### North & South America

1. USA
2. Canada
3. Greenland
4. Mexico
5. Columbia

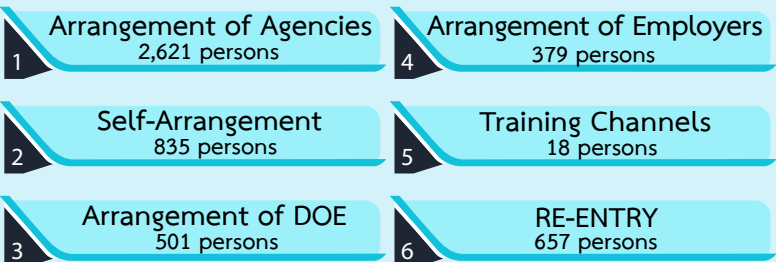
### Africa

1. South Africa
2. South Sudan
3. Madagascar
4. Mozambique
5. Morocco

### Australia & Ocenia

1. New Zealand
2. Papua New Guinea
3. Australia

## Classified by Channels of Overseas Employment



## Classified by Classification of Occupations



Source : Overseas Employment Administration Division

# 4. Labour immigration : Foreign workers

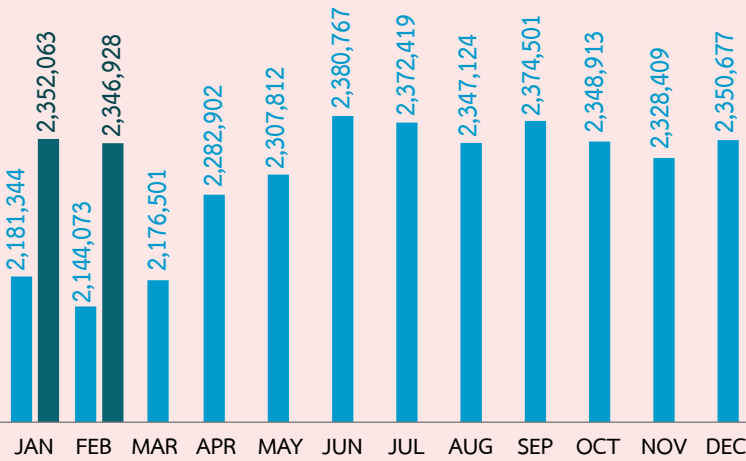


As of February 2022, there are 2,346,928 foreign workers in Thailand. General worker; Burmese, Laotian, Cambodian and Vietnamese, is the biggest group with 2,125,253 workers or 90.55%. Skilled foreign workers contributed to 138,560 workers or 5.90% and Minorities/Highlanders/Lifetime worker permits 83,115 workers or 3.54%.

New foreign workers who are permitted to work in February 2022 have 6,327 positions. It can be classified by work permits: General (2,999 positions or 47.40%), Minorities (2,051 positions or 32.42%), and Promote investment (1,277 positions or 20.18%)

## All Foreign Workers

● 2021 ● 2022 Unit : Person



February 2021  
( 202,855 persons )

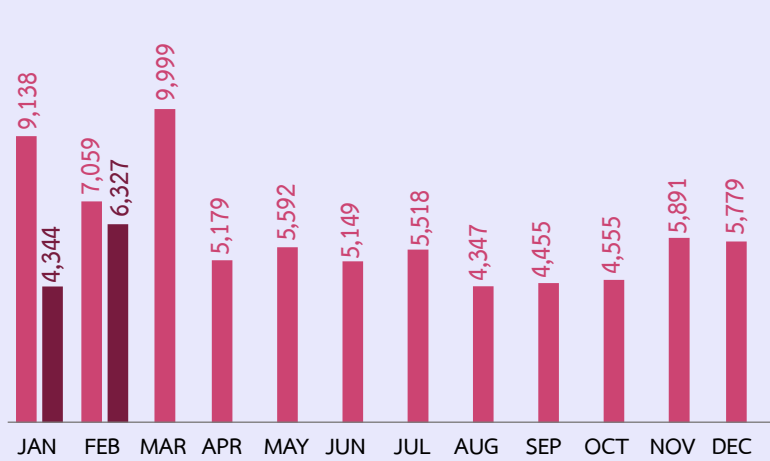
+9.46%  
YoY

January 2022  
( 5,135 persons )

-0.22%  
MoM

## New Foreign Workers

● 2021 ● 2022 Unit : Position



February 2021  
( 732 positions )


-10.37%  
YoY

January 2022  
( 1,983 positions )

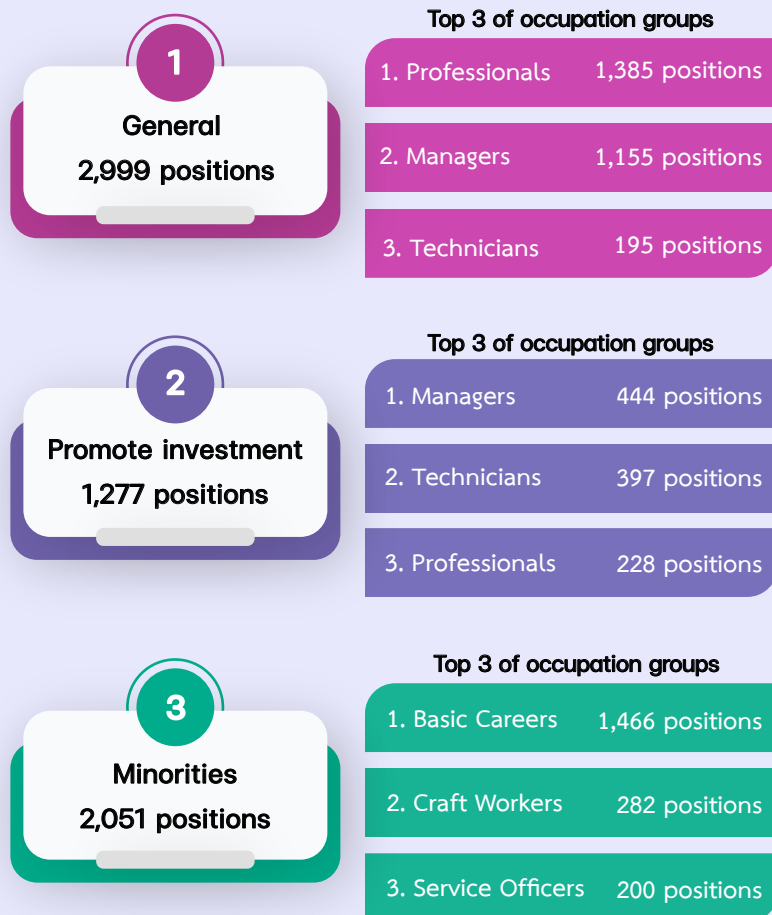
+45.65%  
MoM

## Current Foreign Workers classified by groups

**Foreign Workers**  
2,346,928 persons



## New Foreign Workers classified by Work permits

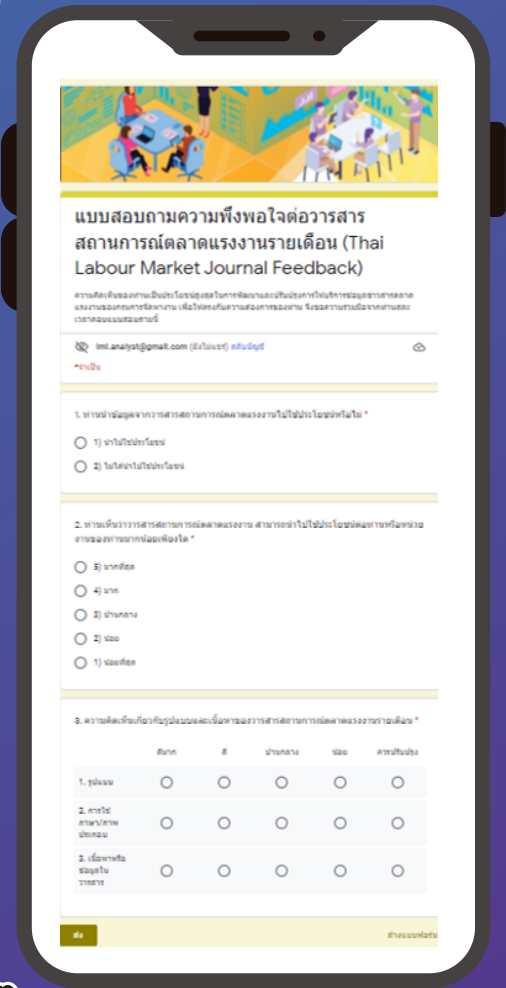


# Thai Labour Market Journal Feedback



SCAN

CLICK



Editor

Director : Director of Labour Market Information  
Administration Division

Writers : Analysis and Research Group

Translators : Strategy and Labour Market Information group

LINE @LMlofThailand



f @LMlofThailand



doe.go.th/lmia



Thai Labour Market  
Information



@LMlofThailand



Labour Market Information Administration Division



Labour Market Information Administration Division, Department of Employment  
Mitmairi Road Din Daeng District Bangkok 10400



0 2246 7870



LMlofThailand@doe.go.th