

- 🌞 The insured persons who registered unemployment via DOE were 81,322 persons.
- 🌞 In April 2022, the labour demand was 72,191 positions.
- 🌞 Thai workers working overseas has increased by 104.77%.

CONTENTS

Editorial

1 Registration of Unemployment Insurers

2 Labour Demand

3 Labour Emigration

4 Labour Immigration

The Thai Labour Market Situation in April 2022, there were 81,322 the insured persons who registered unemployment via DOE. The majority cause of unemployment was resignation (87.76%). Furthermore, employers/companies reported their labour requirement about 72,191 job vacancies and reported through DOE about 33,013 job vacancies. Thai workers working overseas has increased by 104.77% and foreign workers working in Thailand has decreased by 12.24%.

Please follow the further information at
Website : <https://doe.go.th/lmia>
Facebook : Thai Labour Market Information

1. Registration of unemployment insurers



In April 2022, there were 81,322 the registered insured persons in the case of unemployment via DOE. It has decreased from the previous month by 751 people (0.92%). It was made up of 36,069 males (44.35%) and 45,253 females (55.65%), with the majority (87.76%) coming from resignation. The causes of resignation were changing jobs, being self-employed, respite, and sickness.

The number of registered insured persons in case of unemployment

April, 2022 (81,322 persons)

87.76 %

11.26 %



Resignation
71,373 persons



Laid off
9,156 persons



Female
40,208 persons
(56.34%)



Male
31,165 persons
(43.66%)



Female
4,614 persons
(50.39%)



Male
4,542 persons
(49.61%)

Causes of resignation

1.	Changing Jobs	35,630 persons
2.	Being Self-employed	21,398 persons
3.	Respite	9,450 persons
4.	Sickness	4,895 persons

Causes of laid off

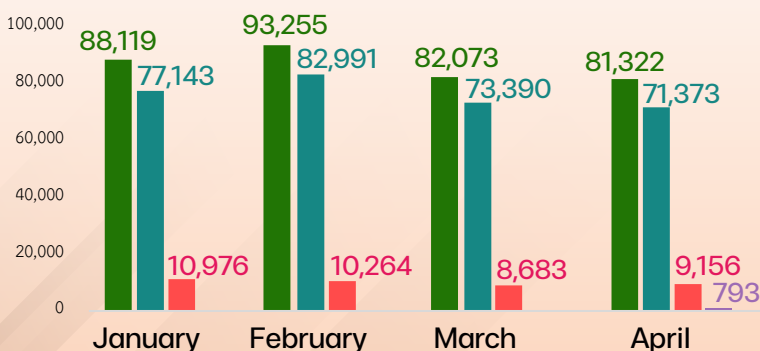
1.	Staff Reduction	3,573 persons
2.	Termination of Contract	3,390 persons
3.	Going out of Business	2,193 persons

* Remark : In April 2022, there were 793 end of contract (0.98%). It was made up of 362 males (45.65%) and 431 females (54.35%).

The number of insured persons in case of unemployment Monthly, 2022

■ Total ■ Resignation ■ Laid off ■ End of contract

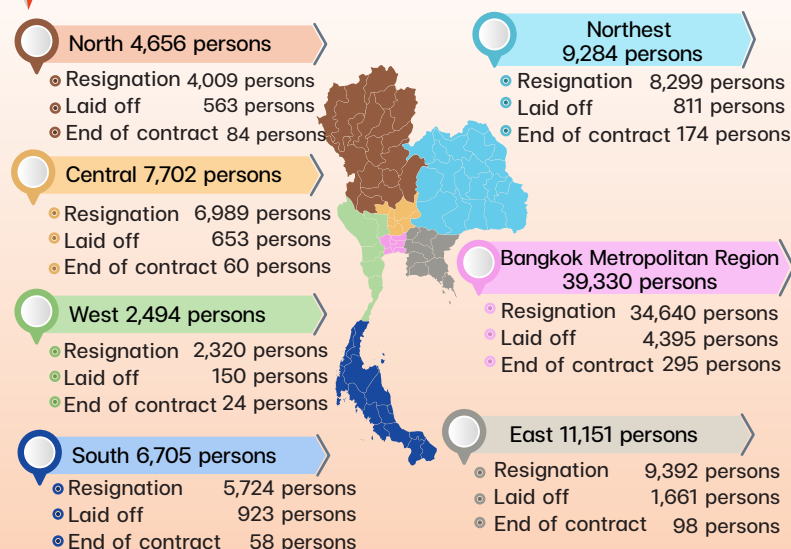
Unit : Person



March 2022
(751 persons)

-0.92%
MoM

The number of insured persons in case of unemployment classified by regions



Source : DOE Data Center, Department of Employment, Ministry of Labour

2. Labour Demand : Domestic Labour Demand (DOE)

In April 2022, the labour requirements reported through Department of Employment,¹ five private recruitment agencies, and labour requirements for government authorities reported by the Office of the Civil Service Commission found that there were 72,191 of labour demand. It consisted of employers/companies reporting their requirements through DOE; 33,013 job vacancies, private recruitment agencies; 38,677 job vacancies, and government authorities; 501 job vacancies. When compared with the last month, labour demand has decreased by 84,725 job vacancies or 53.99%.

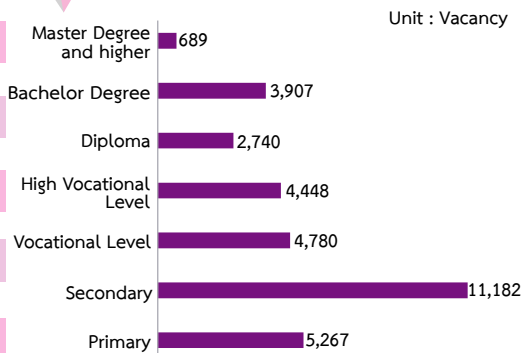
Labour Demand via DOE



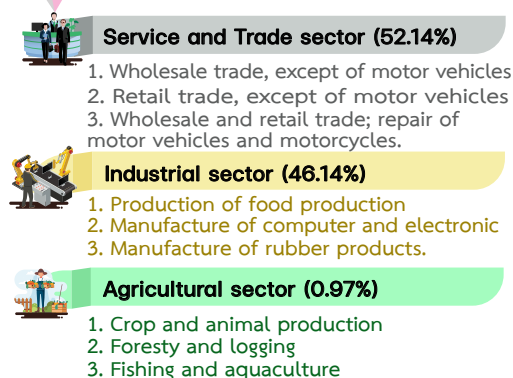
Top 5 of Job Vacancies

1. Manufacturing labourers
2. Assembling labourers
3. Business sales representatives
4. Marketing officers
5. Delivery staffs


Classified by Education Level



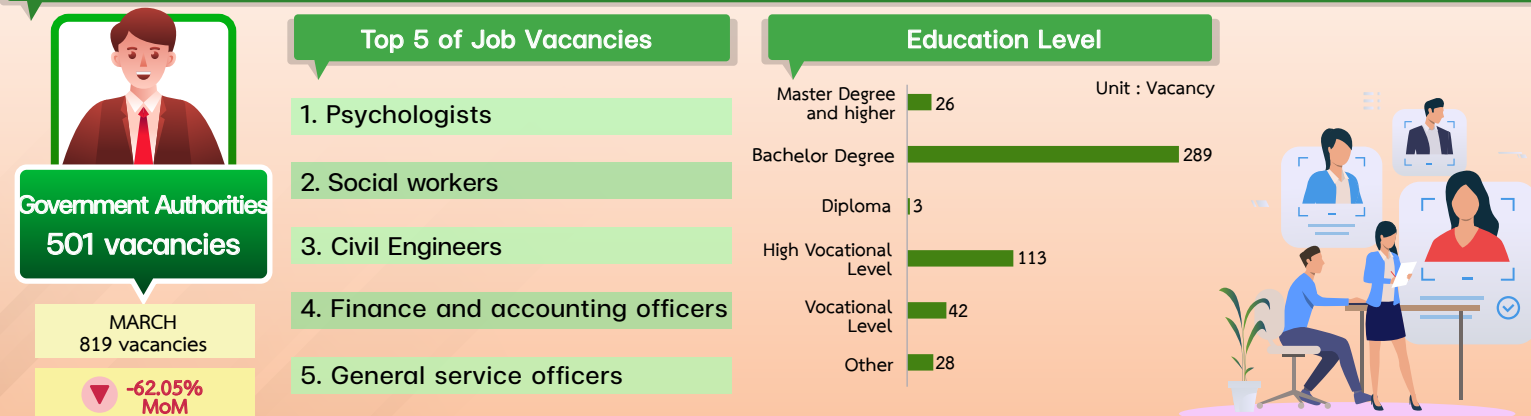
Classified by Economic Activities



Labour Demand via Private Recruitment Agencies




Labour Demand in Government Authorities



Source : DOE Data Center

Remark : ¹ five private recruitment agencies are Adecco, JobBKK, Joptopgun, Manpower Group, and Persolkelly.

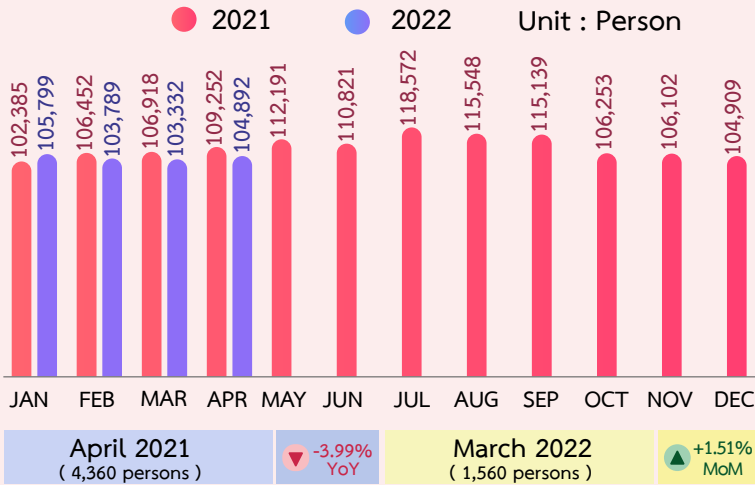
3. Labour Emigration : Thai workers working overseas



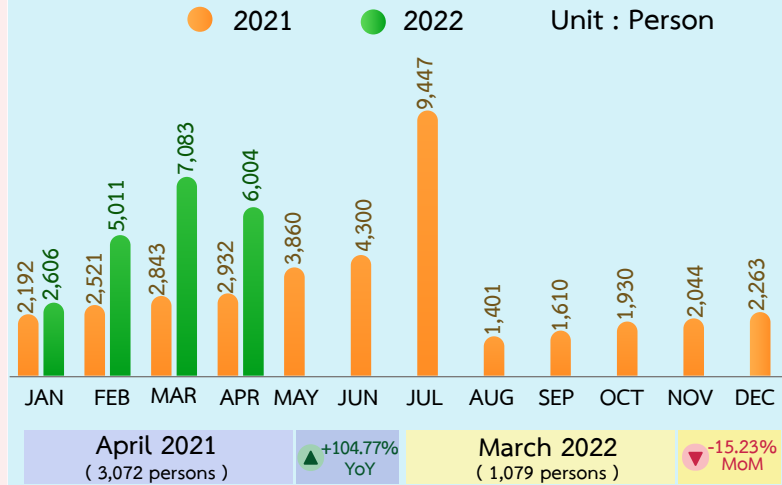
In April 2022, there were 104,892 Thai workers working overseas. The top 3 countries of destination are Taiwan, Israel and Republic of Korea. The most required job is basic careers; agricultural workers, general labourers and manufacturing labourers of metal products.

There were 6,004 job seekers who are permitted to go overseas for employment. It was classified as a channels of overseas employment (4,713 persons) and RE-ENTRY (1,291 persons). Most Thai workers contact through the arrangement of DOE; 3,269 persons (54.45%) and most job is stationary-plant and related operators; 2,581 persons (42.99%).

Thai workers working overseas



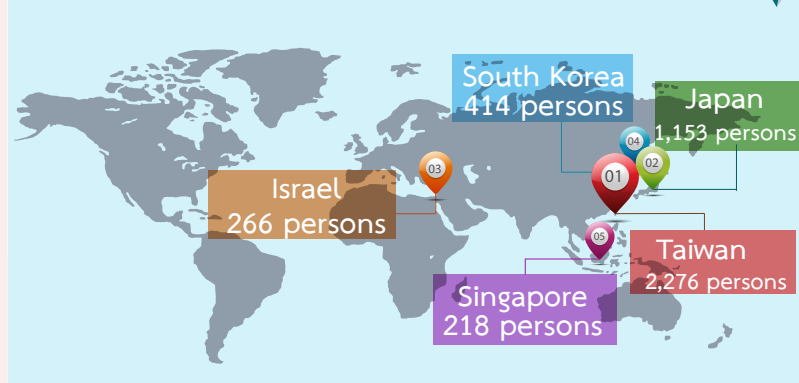
Permission to work overseas



Top 5 Countries of Destination

	1. Taiwan	48,275 persons
	2. Israel	20,065 persons
	3. Republic of Korea	13,024 persons
	4. Japan	5,421 persons
	5. Malaysia	2,147 persons

Top 5 countries where Thai workers are permitted to work



Classified by Continents

Asia

1. Taiwan
2. Republic of Korea
3. Japan
4. Malaysia
5. Singapore

Middle East

1. Israel
2. UAE
3. Qatar
4. Bahrain
5. Kuwait

Europe

1. Portugal
2. Hungary
3. Russia
4. Finland
5. Czech Republic

North & South America

1. Canada
2. USA
3. Greenland
4. Mexico
5. Columbia

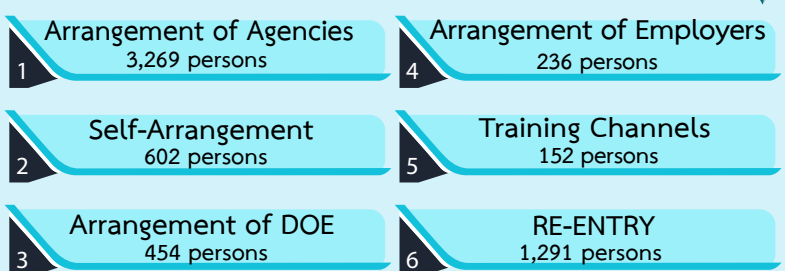
Africa

1. South Africa
2. South Sudan
3. Madagascar
4. Mozambique
5. Morocco

Australia & Ocenia

1. New Zealand
2. Papua New Guinea
3. Australia

Classified by Channels of Overseas Employment



Classified by Classification of Occupations



Source : Overseas Employment Administration Division

4. Labour immigration : Foreign workers

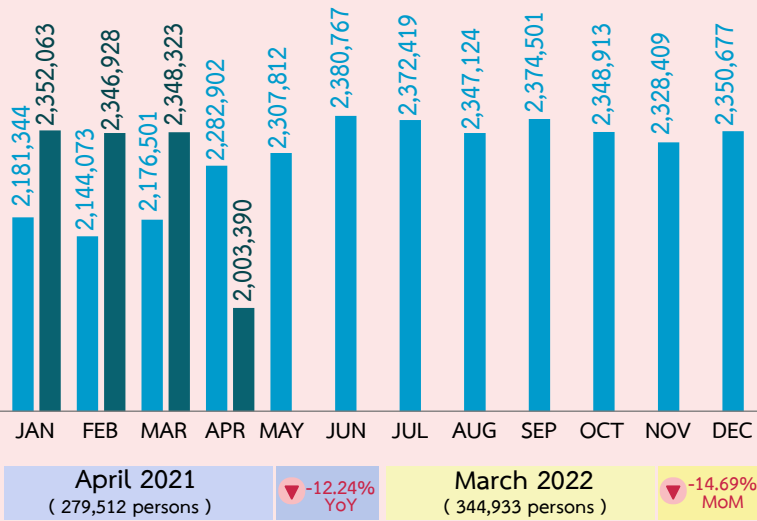


As of April 2022, there are 2,003,390 foreign workers in Thailand. General worker; Burmese Laotian Cambodian and Vietnamese, is the biggest group with 1,778,776 workers or 88.79%. Skilled foreign workers contributed to 139,612 workers or 6.97% and Minorities/Highlanders/Lifetime worker permits 85,002 workers or 4.24%.

New foreign workers who are permitted to work in April 2022 have 6,597 positions. It can be classified by work permits: General (3,994 positions or 60.54%) Minorities (1,563 positions or 23.69%) and Promote investment (1,040 positions or 15.77%)

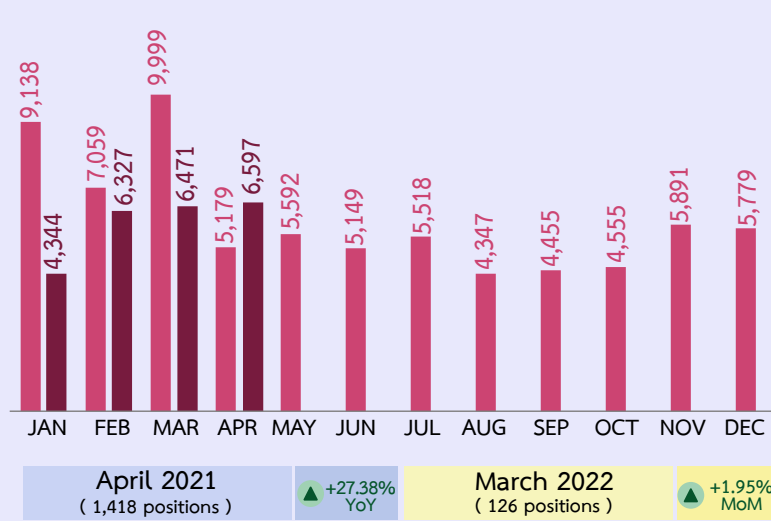
All Foreign Workers

● 2021 ● 2022 Unit : Person

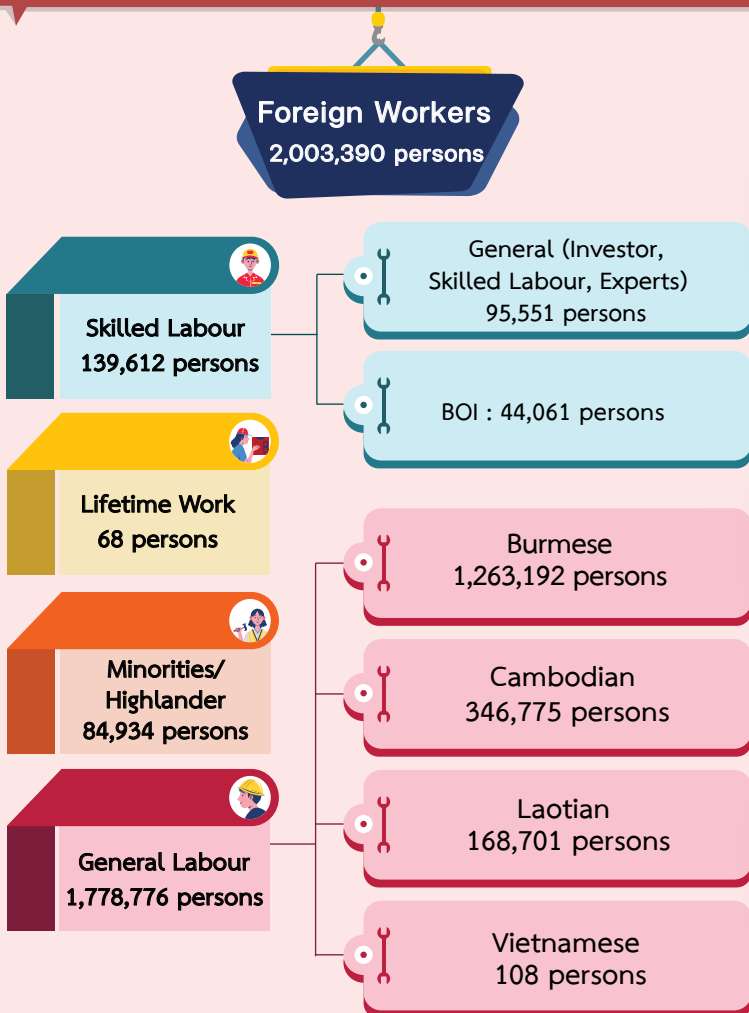


New Foreign Workers

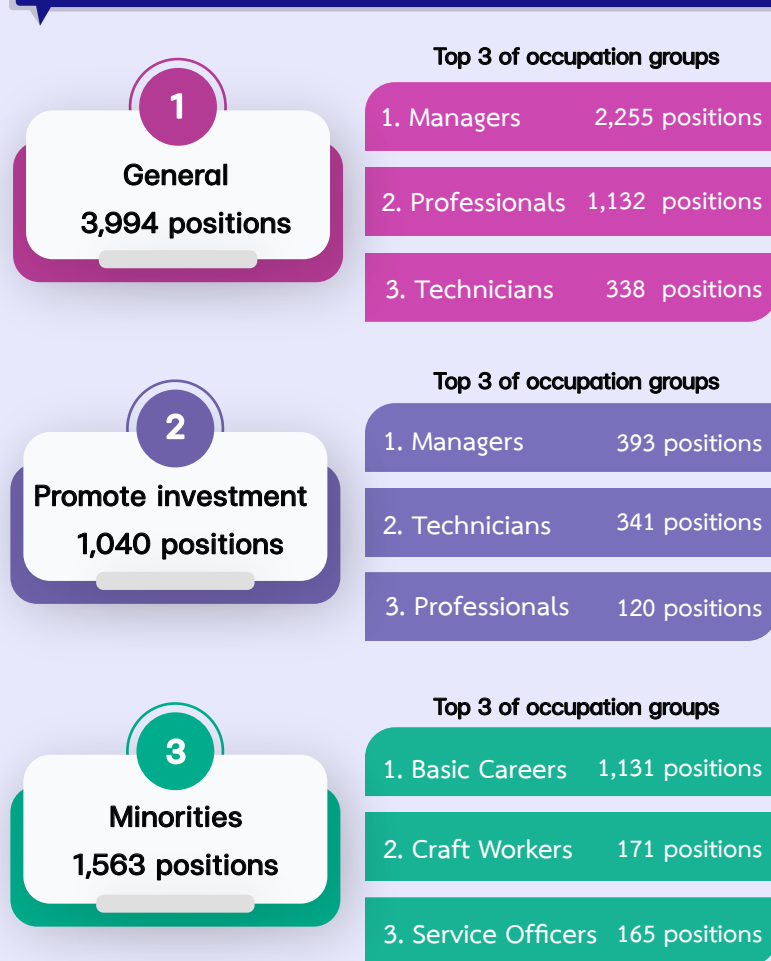
● 2021 ● 2022 Unit : Position



Current Foreign Workers classified by groups



New Foreign Workers classified by Work permits



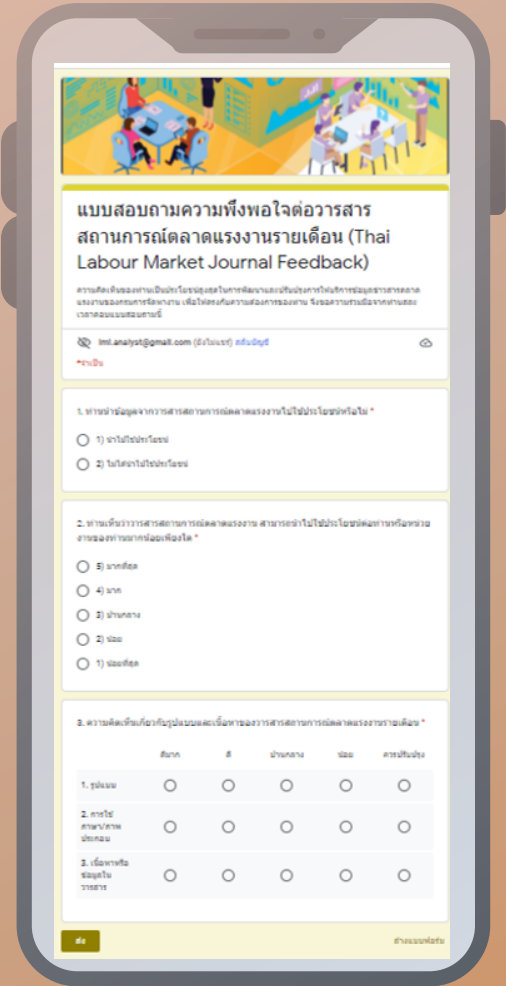
Source: Foreign Workers Administration Office

Thai Labour Market Journal Feedback



SCAN

CLICK



Thai Labour Market Information doe.go.th/lmia

0 2246 7870 lmiofthailand@doe.go.th

Labour Market Information Administration Division,
Department of Employment
Mitmaitri Road, Din Daeng District, Bangkok 10400

Organizers

Consultants

Phairoj Chotikasatien
Bunyawee Kwaipan
Santi Nantasuwana

Authors

Suvakul Trirathpaladol
Kiattisak Thanala
Piyanooch Buapen
Nadsitang Phawadee
Ampawan Chaona
Saroat Phungneat
Thitima Ninpunk
Kornrawit Mitkaew
Angkana Wandao

Translator

Chariya Kithiranchai

Director General of the Department of Employment
Deputy Director General of the Department of Employment
Deputy Director General of the Department of Employment

Director of Labour Market Information Administration Division
Labour Specialist, Senior
Labour Specialist, Professional
Labour Specialist, Practitioner Level
Labour Specialist
Labour Specialist
Labour Specialist
Statistician
Labour officer

Labour Specialist (English)

